

Recommended Tools

Air or Hand Ratchet



7/16" Socket



7/16" Combo Wrench



Torque Wrench



Hardware



1/4-20 x 3/4

Hex Head Screw



1/4-20 x 1-1/4

Hex WHD Screw




1/4-20

E-Stop Nut



1" OD x .375THK x .375ID

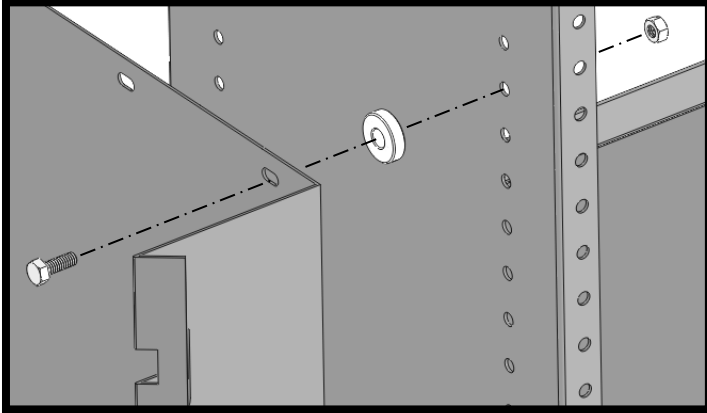
Collar



WIRE SPOOL CARRIER

024304

SECURING CARRIER

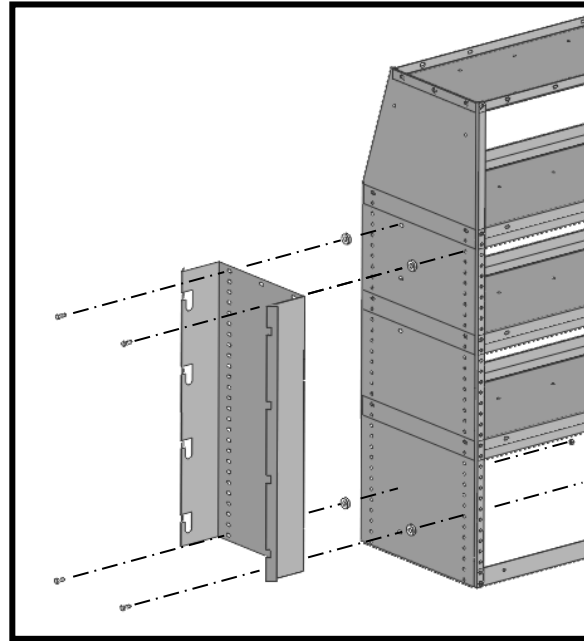



Align holes in Spool Carrier with holes along right hand side of Upright and secure using:

- (4) 1/4-20 x 3/4 Hex Head Screws
- (4) Collars
- (4) 1/4-20 E-Stop Nuts

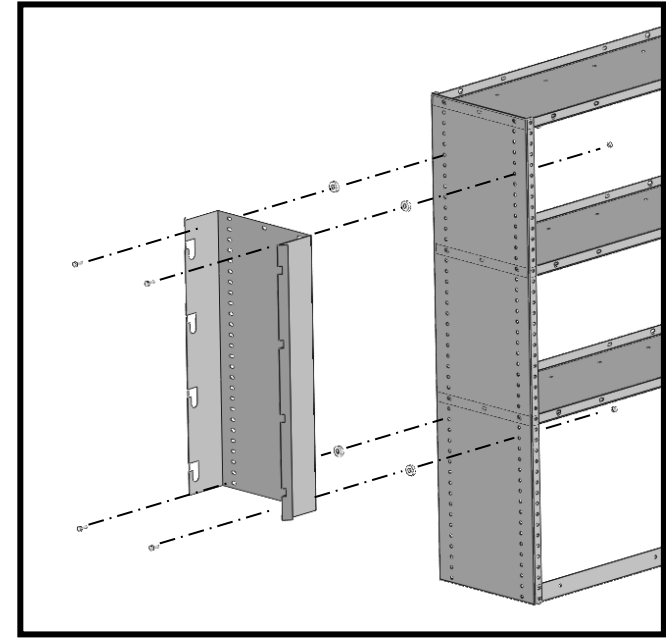
TORQUE SETTING:

Size - 1/4 = 7 - 9.5 Ft.-Lbs.



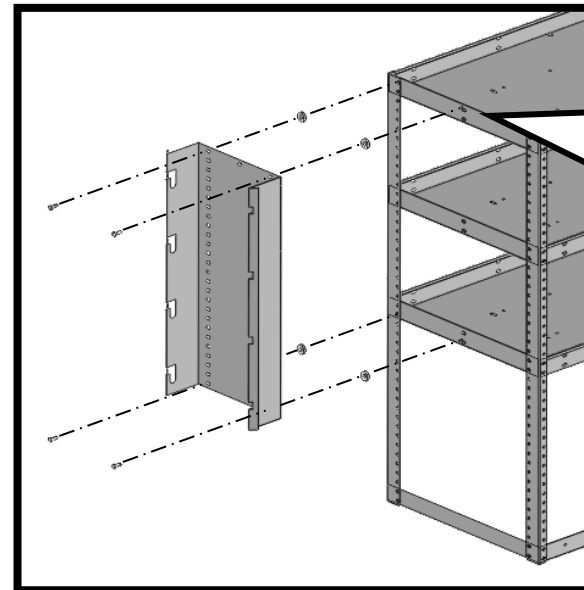
SHOWN HERE:

MOUNTING TO A 16" TAPERED UPRIGHT



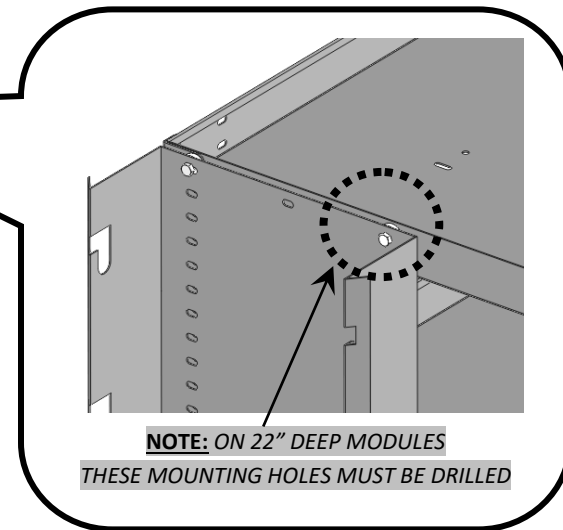
SHOWN HERE:

MOUNTING TO A 12" SOLID END MODULE



SHOWN HERE:

MOUNTING TO A 22" OPEN END MODULE



**NOTE: ON 22" DEEP MODULES
THESE MOUNTING HOLES MUST BE DRILLED**

INSERTING TUBES

