

MAMBA[®]

MAMBA OFFROAD ALLOYS

Mamba Offroad Wheels are designed and constructed for those who are truly passionate about their truck or SUV. Every wheel is carefully built in the most common specifications for modern-day offroad vehicles. The end results are quality products that reap all the benefits from a company that's manufactured wheels for over 30 years.





TYPE M27

SERIES CODE: M27

The M27 is our most recently released wheel and features a split 5-spoke design with an engraved outer lip. Its available in 5-lug & 6-lug PCDs and in Matte Black & Bronze with a Black machined lip.



17X9, 18X9, 20X9



5-LUG



6-LUG

FINISHES: Matte Black
Bronze w/ Black Machined






TYPE M26

SERIES CODE: M26

The M26 is a uniquely-designed wheel with double 5-spokes and embedded oval window designs all connected together in a circular face. The outer lip features evenly spaced, machine-drilled, circular indentations in an outer Matte Black finish with a Mojave Sand finish on the face.

 17X9, 18X9, 20X9


 5-LUG  6-LUG

FINISHES: Mojave Sand w/ Black Machined lip

TYPE M25

SERIES CODE: M25

The M25 features a double-spoked, mesh-inspired design with evenly spaced, machine-drilled, circular indentations in the outer lip. Available in 5-lug and 6-lug PCDs.

 17X9, 18X9, 20X9

 5-LUG  6-LUG

FINISHES: Matte Grey w/ Black lip Edge



TYPE M24

SERIES CODE: M24

The M24 features thick, multi-spokes and a star-shaped face with embedded triangle windows throughout its entire design. It also features a deep outer lip with machine-drilled, circular indentations.



20X12, 22X12



5-LUG



6-LUG



8-LUG

FINISHES: Gloss Black w/ Ball-cut Spoke accents

TYPE M23

SERIES CODE: M23

The M23 features a split 6-spoke design, a hexagonal PCD area, and an engraved outer lip with machine-drilled, circular indentations. The Spokes have ball-cut accents with an engraved "Mamba" on one.



17X9, 18X9, 20X9



5-LUG



6-LUG

FINISHES: Gloss Black w/ Ball-cut Spoke Accents
Matte Black w/ Bronze Face



TYPE M22

SERIES CODE: M22

The M22 features a split 7-spoke design with ball-cut accents and a connecting inner radius. Available in 5-lug & 6-lug PCDs, in diameters from 16" to 20", and widths from 8" to 9".



16X8, 17X9, 18X9, 18X10, 20X9



5-LUG



6-LUG

FINISHES: Matte Black w/ Machine Ball-cut

TYPE M21

SERIES CODE: M21

The M21 features a split 6-spoke design with embossed, serrated accents throughout. Available in 5-lug, 6-lug, & 8-lug PCDs and Gloss black with a machined face & Matte Black with a Bronze face finishes.



17X9, 18X9, 20X9, 20X10



5-LUG



6-LUG



8-LUG

FINISHES: Gloss Black w/ Machined Face
Matte Black w/ Bronze Face

TYPE M19

SERIES CODE: M19

The M19 features a split 6-spoke design with embedded dome-shaped windows and an outer lip with machine-drilled, circular indentations.



15X8, 16X8, 17X9, 18X9, 20X9



5-LUG



6-LUG



8-LUG

FINISHES: Bronze w/ Machined Drill Holes
Matte Black w/ Machined Drill Holes

TYPE M17

SERIES CODE: M17

The M17 features a 6-spoke design with embedded circular windows, lightning holes in the PCID area, and ball-cut accents throughout.



16X8, 17X9, 18X9, 20X9



5-LUG



6-LUG

FINISHES: Gloss Black w/ Machined Accents






TYPE M16

SERIES CODE: M16

The M16 features a concave, 8-spoke design with a recessed PCD area and a bead outer lip with bolts.

 17X9, 18X9, 20X9

 5-LUG  6-LUG


FINISHES: Matte Black w/ Bolts



TYPE M14

SERIES CODE: M14

The M14 features a concave, 7-spoke design with a recessed PCD area and an outer lip with machine-drilled, circular indentations.

 18X9, 17X9, 20X9


 5-LUG  6-LUG

FINISHES: Matte Black w/ Machined Drill Holes
Silver w/ Machined Face

TYPE M13

SERIES CODE: M13

The M13 features a concave, 5-spoke design with recessed & embossed outlining and an outer lip with machine-drilled, circular indentations.

 15X8, 16X8, 17X9, 18X9, 20X9

 5-LUG  6-LUG


FINISHES: Gloss Black w/ Machined Drill Holes




TYPE MR1X

SERIES CODE: MR1X

The MR1X features a classic, Jeep-inspired, 5-spoke design with recessed PCD holes. It even accepts Jeep center caps!

 15X8, 16X8, 17X8

 5-LUG

FINISHES: Matte Black
Silver



Learn more about custom wheels and rims we have.