

INSTALLATION INSTRUCTIONS AND PARTS LIST

MODEL

571164 MEGA STEP BRACKETS SHORT/LONG

401164 GRIP STEP BRACKETS SHORT/LONG

2011 NISSAN NV VANS

READ INSTRUCTIONS COMPLETELY AND CHECK TO MAKE SURE THAT ALL REQUIRED PARTS (LISTED ON SERVICE PARTS LIST) ARE ON HAND BEFORE STARTING THE INSTALLATION.

DRIVER SIDE INSTALLATION

1. DRILL (2) 3/8" DIAMETER HOLE THROUGH THE MIDDLE OF THE PINCH WELD FOR THE BOTTOM MOUNTING HOLE. SEE **FIG. 1** TO MARK THESE LOCATIONS WHICH ARE MEASURED FROM THE FRONT WHEEL WELL OPENING.
2. HOLD TWO OF THE BRACKETS (ITEM #1) UP TO THE VEHICLE AS SHOWN SECURING THEM WITH A 5/16-18X1.0 BOLT, FLANGE NUT, AND 2 WASHERS (ITEMS #2,3,4). TIGHTEN THESE FASTENERS DOWN ENSURING THAT THEY ARE LEVEL WITH THE VEHICLE.
3. WITH THE (2) BRACKETS IN PLACE AND THAT THE UPPER SURFACE IS IN CONTACT WITH THE VEHICLE, USE THE TOP (2) HOLES IN THE BRACKET AS A GUIDE AND DRILL (2) 5/32" HOLES THROUGH THE INNER ROCKER PANEL FOR EACH BRACKET. INSTALL THE 1/4" X 3/4" SELF TAPPING SCREWS (ITEM #5) **USE CARE NOT TO OVER TIGHTEN.**

PASSENGER SIDE INSTALLATION

4. DRILL (4) 3/8" DIAMETER HOLE THROUGH THE MIDDLE OF THE PINCH WELD FOR THE BOTTOM MOUNTING HOLE. SEE **FIG. 3** TO MARK THESE LOCATIONS WHICH ARE MEASURED FROM THE FRONT WHEEL WELL OPENING.
5. HOLD THESE BRACKETS (ITEM #1) UP TO THE VEHICLE AS SHOWN SECURING THEM WITH A 5/16-18X1.0 BOLT, FLANGE NUT, AND (2) WASHERS (ITEMS #2,3,4). SNUG THESE FASTENERS DOWN.
6. WITH THE (4) BRACKETS IN PLACE USE THE UPPER (2) HOLES IN THE BRACKET AS A GUIDE AND DRILL (2) 5/32" HOLES THROUGH THE INNER ROCKER PANEL FOR EACH BRACKET. INSTALL THE 1/4" X 3/4" SELF TAPPING SCREWS (ITEM #5) **USE CARE NOT TO OVER TIGHTEN.**

TORQUE ALL 5/16" NUTS AND BOLTS TO 20 LB FT.

7. ATTACHING THE STEP ASSEMBLY:
PLEASE REVIEW THE INSTALLATION INSTRUCTIONS THAT ARE INCLUDED IN YOUR STEP ASSEMBLY FOR SPECIFIC DETAILS.

SERVICE PARTS LIST

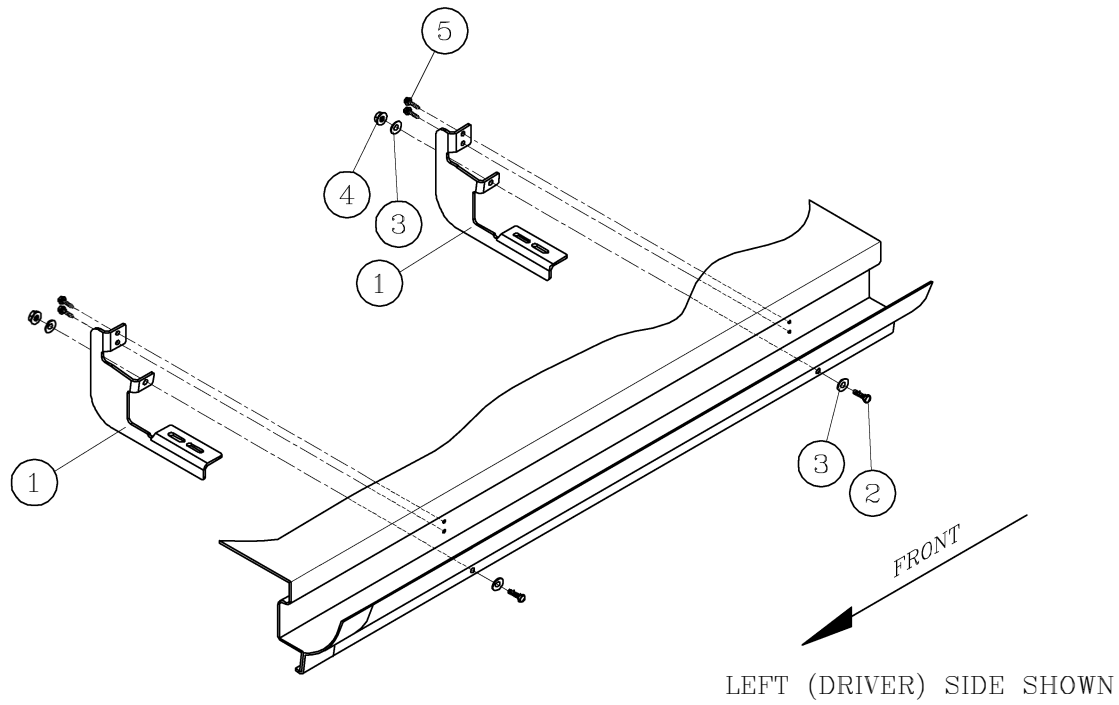
ITEM	PART NO.	QTY	DESCRIPTION
PARTS INCLUDED IN THE BRACKET PACKAGE			
1	552021	6	BRKT- MTG, NISSAN NV, MEGA STEPS
1	552131	6	BRKT- MTG, NISSAN NV, GRIP STEPS
2	106997	6	SCREW- HEX HEAD CAP, 5/16 18 UNC X 1.00".SST,BZP
3	106998	12	WSHR-FL, 5/16, SST,BZP
4	106996	6	NUT-SERRATED FLANGE, 5/16-18,SST,BZP
5	100004	12	SCREW- HEX HEAD SELF TAPPING,1/4" X 3/4", ZP



SERVICE PARTS LIST

BRACKET NO. - 401164
- 571164

fig.2



FRONT WHEEL
OPENING

21" 37" $\frac{3}{8}$ "

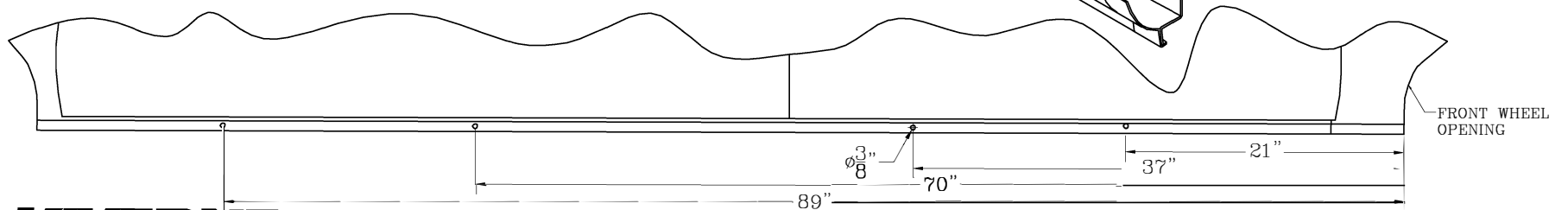
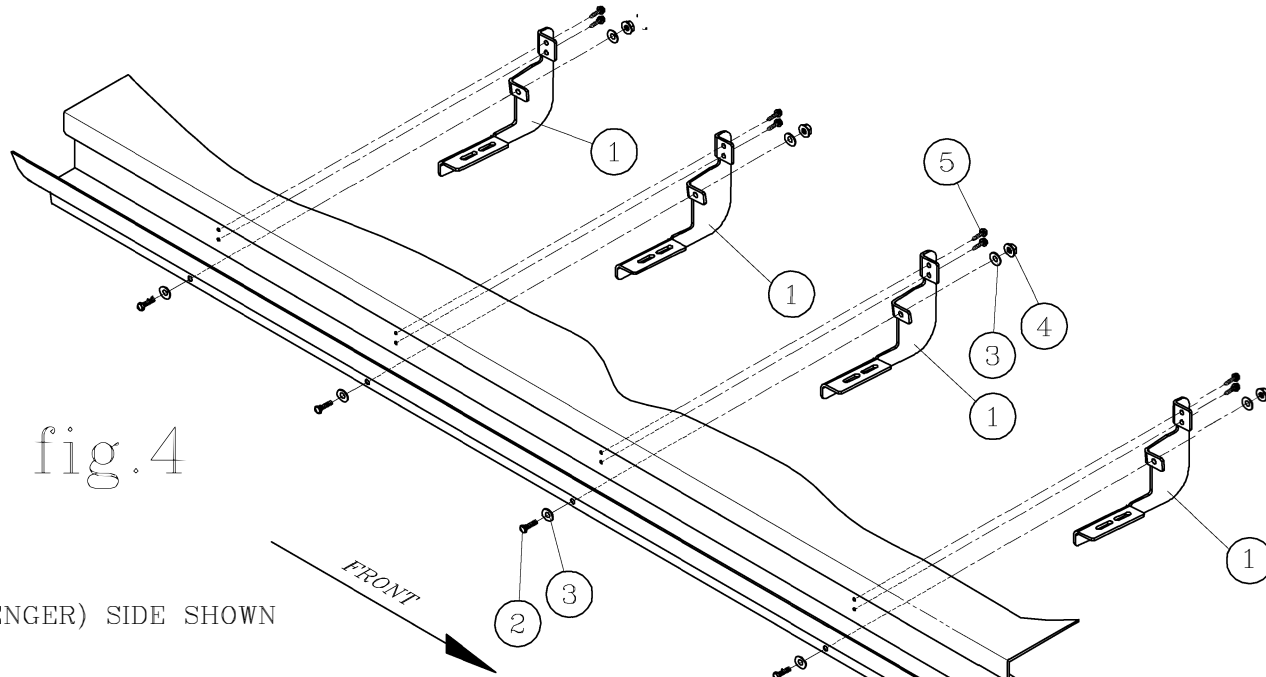
LEFT (DRIVER) SIDE SHOWN

fig.1



SERVICE PARTS LIST

BRACKET NO. - 401164
- 571164



LIVERNE
TRUCK EQUIPMENT

fig.3