

INSTALLATION INSTRUCTIONS AND PARTS LIST

APPLICATION: MODEL 571729 W2W MEGA STEP/SES BRACKETS ON:
2017+ FORD SUPER DUTY PICKUPS
ROCKER PANEL MOUNT APPLICATION



NO DRILL APPLICATION

1. READ INSTRUCTIONS COMPLETELY AND CHECK TO MAKE SURE THAT ALL REQUIRED PARTS (LISTED ON SERVICE PARTS LIST) ARE ON HAND BEFORE STARTING THE INSTALLATION.

NOTE: IF INSTALLING ON A REGULAR CAB OR SUPER CAB PICKUP THERE WILL BE TWO UNUSED BRACKETS.

2. ON THE LEFT SIDE OF THE VEHICLE INSTALL TWO 1.5" ISOLATOR WASHERS (ITEM #3) THE STEP MOUNTING BRACKET (ITEM #2) AND TWO M8-1.25 FLANGE NUTS (ITEM #4) ON THE FACTORY PROVIDED STUDS ON THE INSIDE OF THE ROCKER PANEL AS SHOWN IN FIGURE 1.
3. REPEAT STEP 2 FOR THE REMAINING BRACKETS.
4. CHECK THAT ALL BRACKETS ARE LEVEL AND TIGHTEN ALL FLANGE NUTS.
5. LOOSEN THE NUT AND BOLT ON THE SPRING SHACKLE JUST ENOUGH TO SLIP THE REAR INBOARD BRACKET (ITEM #8) BEHIND THE NUT AS SHOWN IN FIG 2. NOTE: ON THE PASSENGER SIDE THE NUT WILL HAVE TO BE LOOSENED, AND THE BOLT SLID OUTWARD IN ORDER TO INSTALL THE MOUNTING BRACKET. **DO NOT REMOVE THE BOLT COMPLETELY AS THIS COULD RESULT IN INJURY.** ADJUST THE BRACKET SO THAT IT IS VERTICAL AND TIGHTEN TO 80 LB-FT.
6. USING TWO 5/16-18 X 1" BOLTS (ITEM #6) TWO 5/16 FLAT WASHERS (ITEM #7) AND TWO 5/16-18 FLANGE NUTS (ITEM #5) INSTALL THE OUTBOARD BRACKET (ITEM #10) AS SHOWN IN FIGURE 2. **NOTE: LEAVE THIS BRACKET LOOSE AT THIS TIME.**
7. ATTACH THE STEP BOARD TO THE MOUNTING BRACKETS AS DESCRIBED IN THE INSTRUCTION SHEET INCLUDED WITH YOUR STEP BOARD ASSEMBLY.
8. ADJUST THE REAR OUTBOARD BRACKET FOR YOUR STEP ASSEMBLY AND TIGHTEN THE BOLTS SECURING THE OUTBOARD BRACKET TO THE INBOARD BRACKET.
9. REPEAT STEPS 2 – 8 FOR THE RIGHT SIDE OF THE VEHICLE.

SERVICE PARTS LIST

ITEM	PART NO.	QTY	DESCRIPTION
1		1	STEP ASSY, MEGA STEP / O-MEGA STEP
2	552643	6	BRACKET-MTG, MEGA STEP/O-MEGA STEP/SES, 571523
3	108442	12	WASHER – NYLON, .36" X 1.5" X .032" BLACK
4	105859	12	NUT- FLANGE, M8-1.25, ZP
5	106996	4	NUT-FLANGE, 5/16-18, BZP
6	106997	4	BOLT- 5/16-18 X 1.00" BZP
7	106998	4	WASHER-FLAT, 5/16" BZP
8	553104	1	BRKT-MTG, REAR, INBOARD, LH
9	553105	1	BRKT-MTG, REAR, INBOARD, RH
10	551721	2	BRKT,STEP, REAR, OUTBOARD

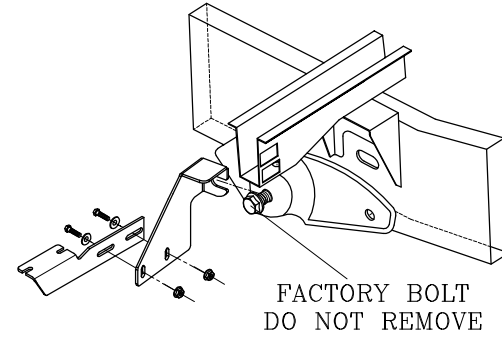


SERVICE PARTS LIST

MODEL NO. - 571729

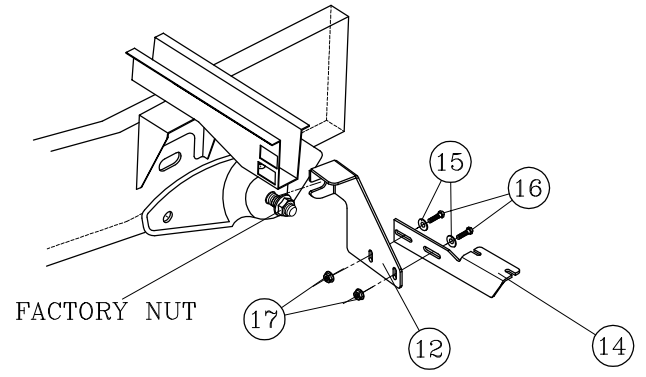
FORD SUPER DUTY WZW MEGA STEPS

- FIG 3 -



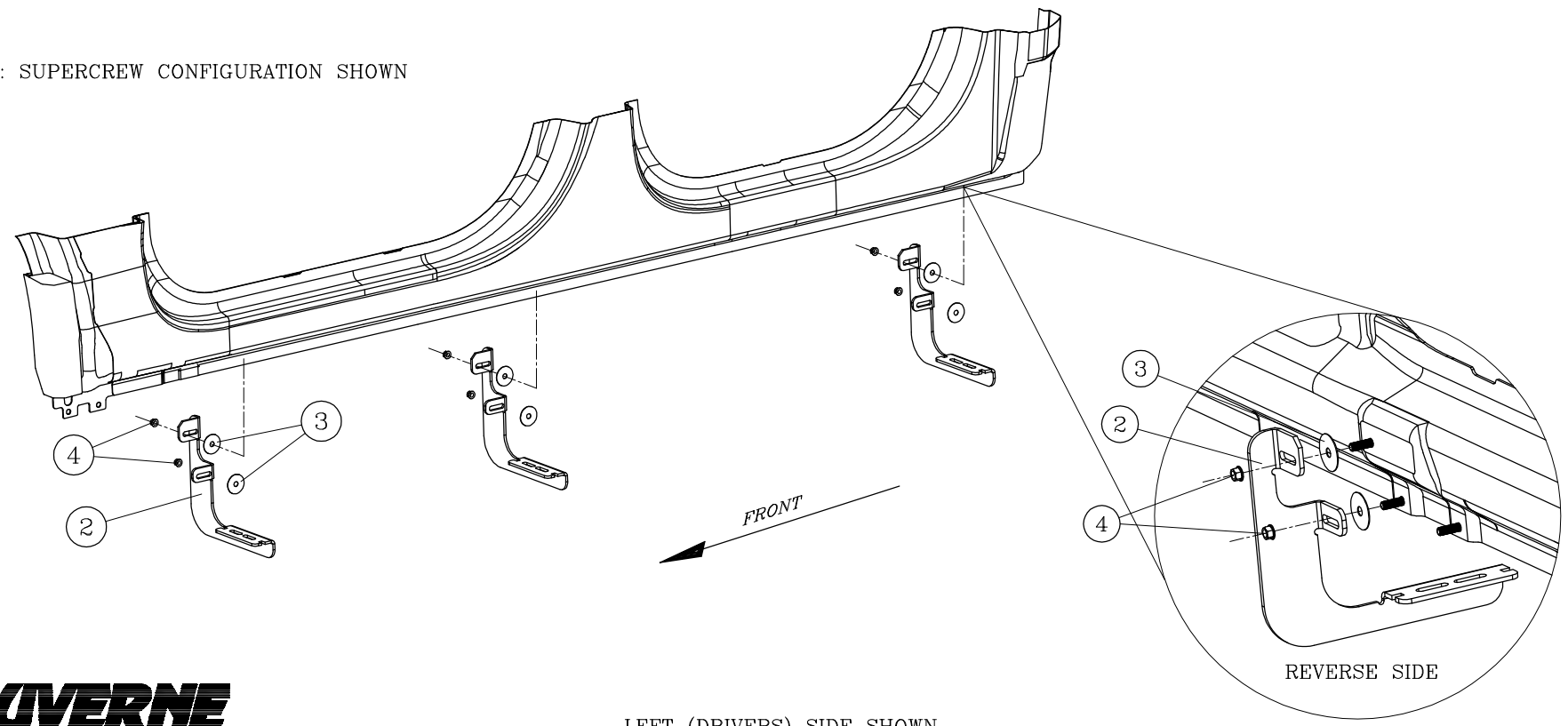
- REAR BRACKET ASSEMBLY -
- RH (PASSENGER SIDE) -

- FIG 2 -



- REAR BRACKET ASSEMBLY -
- LH (DRIVER SIDE) -

NOTE: SUPERCREW CONFIGURATION SHOWN



- LEFT (DRIVERS) SIDE SHOWN -
- RIGHT (PASSENGER) SIDE OPPOSITE -



Choose reliable running boards offered on our website.