



EZ BRACKET™

300020

PICKUP, RANGER EXT CAB
1998-02

PICKUP, RANGER EXT CAB 4 DR
1999-02

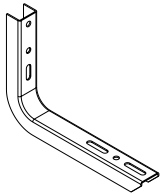
Thank you for purchasing one of the many quality items manufactured by Lund Industries, Inc. We take the utmost pride in our products and want you to enjoy years of satisfaction from your investment.

This product has been designed and engineered to correctly fit and complement only the vehicle(s) listed in the heading.

For easiest installation and the best final appearance, read the complete instruction BEFORE you begin.

Please follow all instructions for the proper installation of this part to the vehicle. Lund Industries, Inc.

INSTALLATION KIT INCLUDES



Brackets



1/4" bolts



1/4" Washers

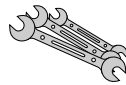


1/4" Nuts

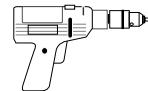
TOOLS NEEDED FOR INSTALLATION



Socket Set



Standard Wrench Set



Drill



Hammer



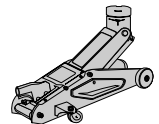
5/16" Drill Bit



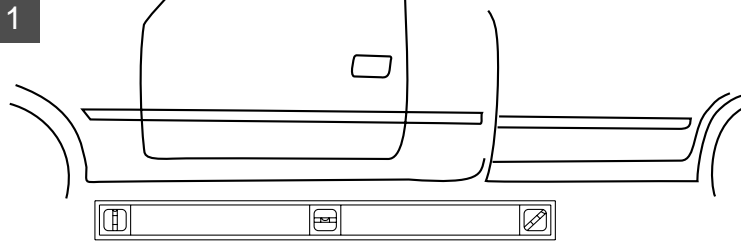
Silicone



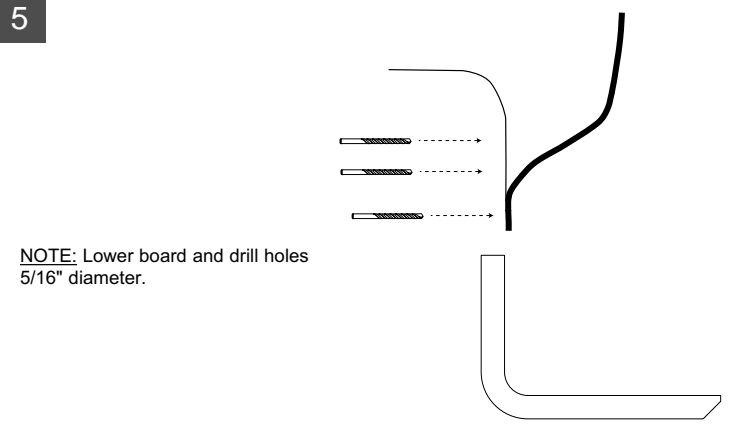
Center Punch



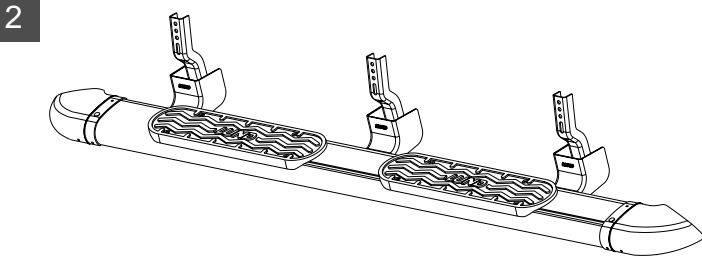
Floor Jack



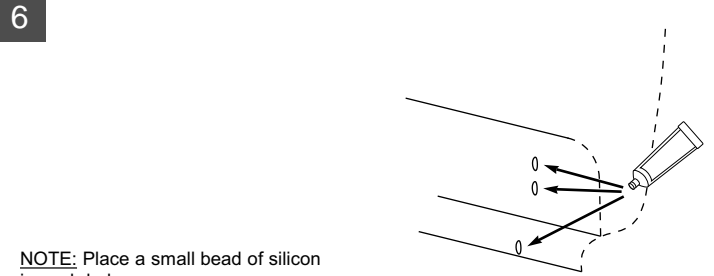
NOTE: Place truck on level surface.



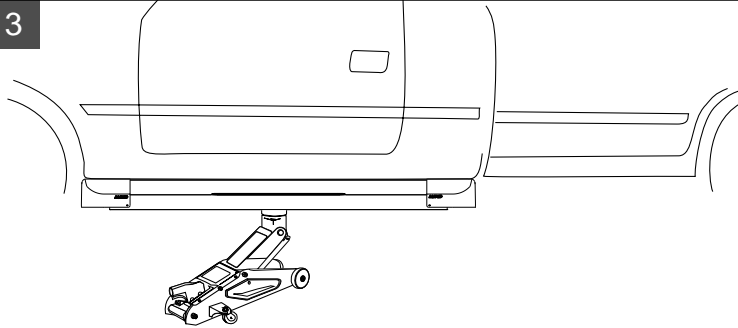
NOTE: Lower board and drill holes 5/16" diameter.



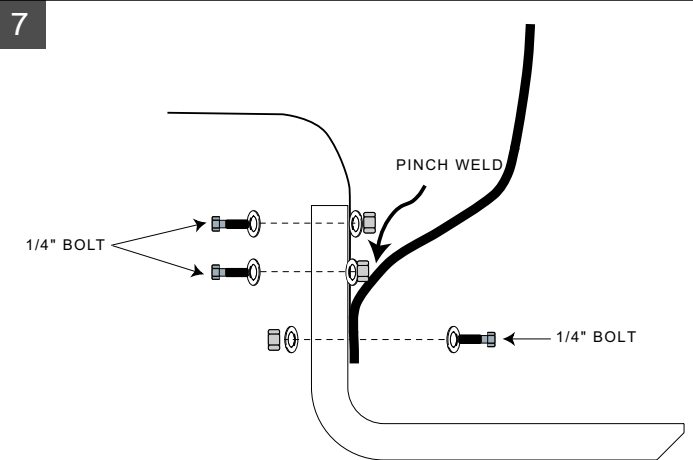
NOTE: Preassemble boards according to running board instruction sheet.



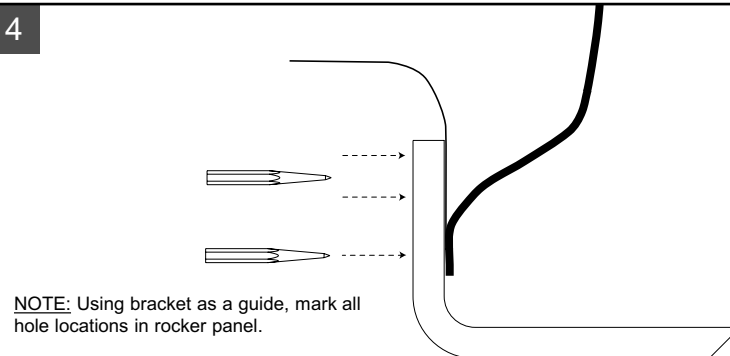
NOTE: Place a small bead of silicon in each hole.



NOTE: Raise board into place with floor jack. Center board on rocker panel.



NOTE: Tighten all mount holes using 1/4" bolts, washers and nuts.



NOTE: Using bracket as a guide, mark all hole locations in rocker panel.