



-INSTALLATION- INSTRUCTIONS

▶ LP AVENTURE REAR DIFFERENTIAL SKID ◀
PLATE

SUBARU CROSSTREK 2018-2020

****WILL NOT FIT ON 2020 CROSSTREK'S WITH MANUAL TRANSMISSION****

CONGRATULATIONS FOR YOUR NEW
LP AVENTURE REAR DIFFERENTIAL SKID PLATE!



IN
THE
BOX






NECESSARY TOOLS

- We recommend the use of a lift
- Ratchet
- 14mm Socket
- 12mm Socket

1


LOOSEN BUT DONT REMOVE TOP SUBFRAME NUTS





2

REMOVE LOWER SUPPORT NUTS





3

GENTLY SLIDE THE DIFF SKID INTO POSITION



4

PUSH STRAIGHT UP TO GET THE LOWER BOLTS TO LINE UP AND THEN INSTALL THE NUTS



5

TIGHTEN ALL HARDWARE





INSTALLATION COMPLETE!





-INSTALLATION- INSTRUCTIONS

▶ LP AVENTURE ◀

REAR DIFFERENTIAL SKID PLATE

CONGRATULATIONS FOR YOUR NEW
LP AVENTURE PRODUCT!



IN
THE
BOX




NECESSARY TOOLS

- Ratchet
- 17 mm Socket
- Pry bar




1

HERE ARE THE 4 BOLTS YOU WILL NEED TO UNSCREW



1

FIRST; UNSCREW THE TWO REAR BOLTS AT 75%



2

SECONDLY; UNSCREW THESE TWO BOLTS




2



3

WITH THE HELP OF THE PRY BAR, INSTALL THE SKID PLATE



3

ZOOMED VIEW



3

PICTURE OF THE SKID PLATE IN PLACE



4

ONCE IN PLACE, YOU CAN SCREW THE 4 BOLTS




YOU HAVE COMPLETED THE INSTALLATION



1

YOU NEED TO REMOVE THE ARMONIC BLOC...




2

AND REINSTALL THE ARMONIC BLOC IN THE OTHER SIDE...



TO HAVE ENOUGH CLEARANCE FOR THE FRONT.



ZOOMED VIEW



HERE IS THE PHOTO FOR THE SMALL DIFFERENTIAL (2.5I)



HERE IS THE PHOTO FOR THE BIG DIFFERENTIAL (3.6R)





-INSTALLATION- INSTRUCTIONS

▶ LP AVENTURE REAR DIFFERENTIAL SKID
PLATE ◀

SUBARU XV CROSSTREK 2013-2017

CONGRATULATIONS FOR YOUR NEW
LP AVENTURE REAR DIFFERENTIAL SKID PLATE!



IN
THE
BOX





NECESSARY TOOLS

- We recommend the use of a lift
- Ratchet
- 17mm Socket

1

LOOSEN BUT DONT REMOVE TOP SUBFRAME NUTS





2

REMOVE LOWER SUPPORT NUTS





3

GENTLY SLIDE THE DIFF SKID INTO POSITION



4

PUSH STRAIGHT UP TO GET THE LOWER BOLTS TO LINE UP AND THEN
INSTALL THE NUTS



5

TIGHTEN ALL HARDWARE





INSTALLATION COMPLETE!



Rely only on high-grade performance suspension parts offered on our virtual shelves.