



# -INSTALLATION- INSTRUCTIONS

LACHUTE PERFORMANCE  
MUFFLER DELETE

SUBARU CROSSTREK 2018-2020


CONGRATULATIONS FOR YOUR NEW  
LACHUTE PERFORMANCE  
MUFFLER DELETE!



IN  
THE  
BOX



IN THE BAG







## NECESSARY TOOLS

- We recommend the use of a lift
- Ratchet
- 14mm Socket
- 14mm wrench

1

## REMOVE BOLTS





2

REMOVE FACTORY MUFFLER BY UN HOOKING IT FROM THE MUFFLER HANGERS





3

INSTALL THE MUFFLER DELETE INTO  
THE MUFFLER HANGERS






4

ATTACH THE MUFFLER DELETE USING THE SUPPLIED GASKET AND BOLT







INSTALLATION COMPLETE!

