

LEXELDI

PERFORMANCE

TIRES 2018



CONTENT

PERFORMANCE TIRES

PG 8	LX-THIRTY
PG 9	LX-TWENTY
PG 10	LX-SEVEN
PG 11	LX-NINE
PG 12	LX-SIX II
PG 13	MUD BEAST
PG 14	TERRAIN BEAST A/T
PG 15	SLAYER A/T PLUS

PASSENGER / SPECIALTY TIRES

PG 16	LXM-101
PG 17	LXHP-102
PG 18	LXTR-103
PG 19	LXTR-203
PG 20	LXCT-104
PG 21	LXST-105
PG 22	LXHT-106
PG 23	LXUHP-107
PG 24	LXHT-206
PG 25	LXUHP-207

TECHNICAL DATA

PG 26-37

**MERCEDES BENZ VISION 6 MAYBACH
EQUIPPED WITH
LEXANI LX-TWENTY TIRES**



ABOUT THE BRAND

Since its inception in 1996, the Lexani Brand continues to grow as the world class leader in automotive lifestyle with its successful portfolio of tires, wheels, and aftermarket automotive products. With distribution to over 20 countries, Lexani has leveraged its significant national marketing campaigns and expanded them to create a brand with global exposure.

With the ever increasing demands and characteristics of today's vehicles, Lexani Tire recognizes the need for a premium performing product. And with an extensive portfolio of tire options to accommodate today's most demanding and discerning drivers, you can rest assured that Lexani has the appropriate tire to confidently satisfy your needs for whatever vehicle you drive.

Providing superior performance and cutting edge design and aesthetics encompasses the Lexani tradition. In addition to performance and superb design Lexani also has a keen focus on a sustainable future and utilizes technology to incorporate fuel economy, a quiet comfortable ride, and tire longevity to enhance the future for everyone.






LEXANI

PERFORMANCE TIRE



LX-THIRTY



 We are proud to announce the newest and most exciting addition to the UHP and SUV Lexani tire lineup: The Lexani LX-Thirty! Manufactured in our new state of the art tire manufacturing facility, the LX-Thirty was developed to deliver a synergistic balance of high-speed capabilities, performance handling and driving comfort necessitated by the new generation of Sport Utility and Cross Over vehicles. The advanced European designed technology creates an entirely new dimension for the ultimate driving experience, including high speed performance and secure traction reliability on wet and dry roads.

***30,000 MILE LIMITED MILEAGE WARRANTY**


AVAILABLE IN THE FOLLOWING SIZES

255/55ZR18 109/XL	305/40R22 114/XL	295/30ZR26 107/XL
265/60R18 110	305/45R22 118/XL	305/30ZR26 109/XL
275/40ZR20 106/XL	335/25ZR22 105/XL	315/40R26 120/XL
275/45R20 110/XL	275/25ZR24 96/XL	275/25ZR28 101/XL
275/55R20 117/XL	275/30ZR24 101/XL	295/25ZR28 103/XL
285/50R20 116/XL	295/35R24 110/XL	325/35R28 120 XL
315/35ZR20 110/XL	305/35R24 112/XL	255/30ZR30 103/XL
265/35ZR22 102/XL	255/30ZR26 99/XL	315/20ZR30 106/XL
285/45R22 114/XL	275/25ZR26 98/XL	305/25ZR32 108/XL
295/30ZR22 103/XL		

TREADWEAR 320 TRACTION A TEMP. A



LX-TWENTY

 The Lexani LX-Twenty is Lexani's newest Premium high performance tire, manufactured to perform on some of the most technologically advanced vehicles in the world! The LX-Twenty represents the new generation of Ultra High Performance by providing excellent handling, enduring tread life and great traction at high speeds, in both wet and dry conditions. You can rest assured that the internal structure of the Lexani LX-Twenty is comprised of the most sophisticated technological advancements in tire manufacturing, utilizing the most modern state of the art manufacturing processes in the tire industry today.

***30,000 MILE LIMITED MILEAGE WARRANTY**

AVAILABLE IN THE FOLLOWING SIZES


225/45ZR17 94/XL	235/30ZR20 88/XL	255/40ZR21 102/XL
245/40ZR17 95/XL	235/35ZR20 92 XL	265/40ZR21 105/XL
275/55R17 109	245/30ZR20 97/XL	285/30R21 100/XL
255/40ZR18 99/XL	245/35ZR20 95 XL	295/35R21 107/XL
285/35ZR18 101/XL	245/40ZR20 99/XL	295/40ZR21 111/XL
225/35ZR19 88/XL	245/45ZR20 103/XL	235/30ZR22 90/XL
225/40ZR19 93/XL	245/50ZR20 102	245/30ZR22 95/XL
225/45ZR19 96/XL	255/30R20 92/XL	255/30ZR22 95/XL
235/35ZR19 91/XL	255/40ZR20 101/XL	265/30ZR22 97/XL
245/35ZR19 97/XL	255/45ZR20 105/XL	265/40ZR22 106/XL
245/40ZR19 98/XL	265/30ZR20 94/XL	275/40ZR22 108/XL
245/45ZR19 102/XL	265/40ZR20 104/XL	285/25ZR22 95 XL
255/30ZR19 91/XL	265/45ZR20 104	285/35ZR22 106/XL
255/35ZR19 96/XL	275/30ZR20 97/XL	285/40R22 110/XL
255/40ZR19 100/XL	275/35ZR20 102/XL	295/25ZR22 97 XL
255/50ZR19 103	275/40ZR20 106/XL	305/25ZR22 103 XL
255/55R19 111/XL	285/25ZR20 93/XL	305/30ZR22 105/XL
255/60R19 109	285/30ZR20 99/XL	305/35ZR22 110 XL
265/30ZR19 93/XL	285/35ZR20 104/XL	315/25ZR22 101/XL
265/35ZR19 98/XL	295/25ZR20 95/XL	255/25ZR24 95/XL
275/30ZR19 96/XL	295/35ZR20 105/XL	255/30ZR24 97/XL
275/35ZR19 100/XL	305/25ZR20 97/XL	275/23ZR24 96/XL
275/40ZR19 105/XL	305/30ZR20 103/XL	275/35ZR24 106 XL
275/45R19 108/XL	325/25ZR20 101/XL	295/25ZR24 102 XL
215/30ZR20 82 XL	345/25ZR20 100	295/30ZR24 109/XL
215/35ZR20 86 XL	245/35ZR21 96/XL	295/25ZR26 102/XL
225/30ZR20 85/XL	245/40ZR21 100/XL	315/30R30 114/XL
225/35ZR20 93/XL	255/30ZR21 93/XL	

TREADWEAR 320 TRACTION A TEMP. A



LX-SEVEN



 The LEXANI LX-SEVEN provides uncompromised performance for driving enthusiasts who desire the ability to realize to the fullest the dynamic sport handling attributes of their vehicles. With applications in the KEY performance sizes, whether you drive a Mercedes, BMW, Honda or a Toyota; we've got you covered with sizes ranging from 17" through 22".


AVAILABLE IN THE FOLLOWING SIZES

205/40R17	215/35R18	225/35R20
215/45R17	225/40R18	225/30R20
215/50R17	245/40R18	245/35R20
215/55R17	245/45R18	275/40R20
225/45R17		225/30R22
225/50R17		
225/55R17		

TREADWEAR 420 TRACTION A TEMP. A



LX-NINE

 LEXANI LX-NINE unidirectional tire offers excellent traction and enhanced performance in wet or dry conditions. The wide and solid tire shoulder provides outstanding cornering and riding stability. The unique noise minimizing tread block pattern utilizes wide, circumferential grooves that channel water away while providing excellent traction and grip.

AVAILABLE IN THE FOLLOWING SIZES


235/35R20	235/30R22	245/30R24
275/45R20	245/30R22	255/30R24
275/55R20	255/30R22	275/25R24
285/50R20	265/35R22	275/30R24
	265/30R22	295/35R24
	295/25R22	305/35R24
	265/40R22	295/30R26
	305/45R22	305/30R26
	305/40R22	

TREADWEAR 420 TRACTION A TEMP. A



LX-SIX II



 The Lexani LX-Six II continues to define true ultra high performance. Excellent optimization of dry handling and braking, without compromising wet weather performance! The aggressive tread pattern and advanced technological advances in tire composition and construction team to create a superior UHP tire designed for sport compact vehicles and tuned sedans.


AVAILABLE IN THE FOLLOWING SIZES

245/35ZR20	95/XL
245/40R20	99/XL
255/35ZR20	97/XL
275/30ZR20	97/XL
275/35R20	102/XL
285/30ZR20	99/XL

TREADWEAR 420 TRACTION A TEMP. A



MUD BEAST MT

 The Lexani Mud Beast has arrived and is ready, willing and able to eat up the terrain. All out maximum traction provides off road enthusiasts the ability to maneuver in the toughest terrain. Unsurpassed off road performance in rain, sleet, mud or snow, with its beefed up sidewall and tread protection, this tire also provides minimal noise, a comfortable ride and a price point off road enthusiasts will appreciate. The Lexani Mud Beast's awesome tread, sidewall & shoulder treatment will set your vehicle apart from the crowd and make a clear statement that you are now destined to rule the road, whatever that road may be.


AVAILABLE IN THE FOLLOWING SIZES

LT265/75R16	E 123/120Q
LT295/70R17	E 121/118Q
35 X12.5R17	E 121Q
33 X12.50R18	D 118Q
35 X12.5R18	D 118Q
33 X12.5R20	E 114Q
35 X12.5R20	E 121Q



TERRAIN BEAST AT




 The latest and best technology have been synergistically combined to create the newest addition to the innovative and expanding Lexani Tire line! Introducing the Lexani Terrain Beast. This tire lives up to its name with exceptional All Terrain Performance while maintaining a smooth, quiet ride while on the pavement. There is no compromise when you can experience the best of both worlds. Whether its Rain, Mud or Snow you can be confident that the Lexani Terrain Beast will provide the Aggressive off road performance you expect! Engineered full depth Sipes and Grooves result in consistent and reliable performance throughout the life of this exciting new tire! A unilateral center rib ensures stability and a secure ride experience on and off the highway. The Lexani Terrain Beast is the tire you've been waiting for at a price point that won't hurt the pocket book! Tremendous patience, time and effort have produced the Lexani Terrain Beast incorporating the very latest technology and performance to deliver true off road performance you can rely on!

AVAILABLE IN THE FOLLOWING SIZES

215/75R15	100
LT235/75R15	110/107
LT265/75R16	123/120
LT285/75R16	126/123
LT265/70R17	121/118
LT285/70R17	121/118
LT275/65R18	123/120
LT275/70R18	125/122
LT275/65R20	126/123



SLAYER A/T

 The Lexani "Slayer A/T" is the logical choice for All Terrain Adventure while maintaining a quiet, comfortable and reliable Highway riding experience! You will experience all the benefits of A/T Off Road Performance with the confidence of knowing your ride on the asphalt will be uncompromised. The Lexani Slayer tread design incorporates aggressive silica tread blocks for rain, mud, or snow performance with a unique unilateral center rib which enhances a long tread life and results in a smooth, tranquil and confident ride! Deep grooves and full depth sipes maintain reliable off-road performance with the added benefits of a pleasant highway riding experience!


AVAILABLE IN THE FOLLOWING SIZES

265/70R17	115S	215/65R17	99T
265/65R17	112T	305/60R18	120S
265/70R16	112T	215/65R16	98T
265/50R20	111S	225/70R16	103T
LT265/75R16 123/120Q		275/55R20	117S
LT285/75R16 126/123Q		285/55R20	119S
285/60R18	120S	305/50R20	120S
LT285/70R17 121/118Q		LT285/60R18 122/119Q	
275/65R18	116T	LT325/60R18 124/121Q	
265/60R18	110T	LT325/65R18 127/124Q	
255/60R18	112T		



LXM-101



 Lexani's true all-season tire is specifically manufactured for economical vehicles, while providing a wonderful driving experience in terms of overall performance and handling! The LXM-101's unique tread pattern ensures excellent shock absorption thus providing increased driving comfort! The computer engineered tread pattern which features 4 longitudinal main grooves with changing pitches and 5 continuous tread blocks featuring lateral grooves on the shoulder and crown ensure improved traction and overall handling capability! The result is a comfortable, quiet and safe riding experience while maintaining precise braking, handling and driving stability.


AVAILABLE IN THE FOLLOWING SIZES

155/80R13 79T	185/65R14 86T
175/70R13 82T	195/60R14 86T
185/70R13 86T	185/70R14 88T
185/60R14 82H	195/70R14 91T
175/65R14 82T	205/70R14 98T
175/70R14 84T	205/70R15 96T

TREADWEAR 420 **TRACTION A** **TEMP. A**



LXHP-102

 Lexani tire is proud to present the very latest in asymmetrical tread design which provides optimal ground contact and also shortens braking distance in wet and dry conditions! The unique shoulder blocks ensure improved handling and control in regular and challenging conditions. This "ZR" rated tire also incorporates the most advanced tread compounds to ensure a long lasting, comfortable and reliable passenger tire for the long run!

AVAILABLE IN THE FOLLOWING SIZES

205/50ZR16 91W XL


225/55ZR16 99W XL

TREADWEAR 280 **TRACTION A** **TEMP. A**



LXTR-103



 Lexani tire's beautifully designed passenger tire features four straight wide circumferential grooves which reduce hydroplaning to a minimum. The solid center rib ensures excellent stability and handling while the symmetric tread pattern design offers comfort and a quiet ride. Further, the optimized pitch sequence of the tread block reduces noise. The very latest in tread compounds also improve handling and result in a long lasting tire! All of these attributes, coupled with an economical price ensure a tremendous value.


AVAILABLE IN THE FOLLOWING SIZES

185/60R15 84	215/65R15 96
185/65R15 88	205/55R16 91
195/55R15 85	205/60R16 92
195/60R15 88	205/65R16 95
195/65R15 91	215/60R16 95
205/60R15 91	225/60R16 98
205/65R15 94	215/65R16 98

TREADWEAR 380 TRACTION A TEMP. A



LXTR-203

 Introducing the Lexani LXTR-203 in 14", 15" and 16" applications. The M/S rated LXTR-203 incorporates the latest in design and technology without getting too carried away with itself. A reliable, high mileage, quiet and comfortable riding tire that performs consistently in wet and dry conditions. An excellent choice for Original Equipment replacement at a fraction of the price!

***40,000 MILE LIMITED MILEAGE WARRANTY**


AVAILABLE IN THE FOLLOWING SIZES

175/65R14 84/XL	215/65R15 100/XL
185/60R14 82	185/55R16 83
185/65R14 86	195/55R16 87
185/70R14 88	205/45ZR16 87/XL
195/60R14 86	205/50R16 87
195/70R14 91	205/55R16 91
205/70R14 98/XL	205/60R16 92
185/55R15 82	205/65R16 95
185/60R15 84	215/55R16 97/XL
185/65R15 88	215/60R16 95
195/60R15 88	215/65R16 98
195/65R15 91	225/55ZR16 99/XL
205/60R15 91	225/60R16 98
205/65R15 94	

TREADWEAR 500 TRACTION A TEMP. A



LXCT-104

 This classic 4 rib design delivers superb handling and traction. Technologically designed tread sipes help maintain lateral stability. The Lexani LXCT-104 tire's tread compound and design result in a long lasting tread life, decreased noise and reliable service.


AVAILABLE IN THE FOLLOWING SIZES

185R14C
195R14C



LXST-105




 The Lexani LXST-105 offers everything you want and need in a trailer tire! The long lasting tread life enhanced with the latest technological advances in tread compounds result in a stable, quiet ride with reliable traction in both wet and dry weather conditions. The Lexani LXST-105 trailer tire allows you to carry your prized possessions with confidence and peace of mind. This ST tire complies with all Department of Transportation specifications

AVAILABLE IN THE FOLLOWING SIZES

ST175/80R13	ST225/75R15
ST205/75R14	ST225/75R15
ST215/75R14	ST235/80R16
ST205/75R15	ST235/85R16
ST205/75R15	



LXHT-106

 LXHT-106 our new premium highway terrain tire designed for light trucks. Rib designed with technologically advanced grooves, sipes and slits for improved wear, and superior traction on slippery surfaces. Harmonic distortion is substantially reduced due to advanced computer generated multi pitch tread block placement which results in a very quiet and peaceful ride experience! The computer generated dual circumferential grooves also increase water dispersion to address and combat hydroplaning issues. The closed shoulder ensures even tread wear and also limits noise resonance in tread to further enhance your driving experience!

AVAILABLE IN THE FOLLOWING SIZES

31/10.5R15 C109Q	P215/70R16 99T	LT215/85R16 E 115/112Q
P215/75R15 100T	P235/60R17 100T	LT225/75R16 E 115/112Q
P235/75R15 105T	P225/65R17 102T	LT235/85R16 E 120/116Q
P225/70R16 101T	P235/65R17 103T	LT245/75R16 E 120/116Q
P225/75R16 104T	P245/65R17 105T	LT265/75R16 E 123/120Q
P245/70R16 106T	P265/65R17 110T	LT235/80R17 E 120/117Q
P255/65R16 106T	P265/70R17 113T	LT245/70R17 E 119/116Q
P235/70R16 107T	P235/60R18 102T	LT245/75R17 E 121/118Q
P255/70R16 109T	P235/65R18 104T	LT265/70R17 E 121/118Q
P265/70R16 111T		




TREADWEAR 300 **TRACTION A** **TEMP. A**



LXUHP-107



 LXUHP-107 Ultra High Performance tire is engineered for drivers of sports cars, high performance Coupes and Sedans! As evidenced by the exquisite luster of this new tread compound combining a unique balance of Silica to enhance wet and dry driving conditions, this tire not only looks great but performs fantastic in all weather conditions. The highly advanced performance engineering also delivers a long lasting tread compound while still generating extremely low noise levels. The treads circumferential grooves, synergized in their size and location are designed for maximum dry road performance while addressing and conquering hydroplaning concerns. The very latest high technology tire casing includes twin steel belts accompanied by zero degree polyamide and polyester tread plies for the most advanced internal tire manufacturing structure.

AVAILABLE IN THE FOLLOWING SIZES

215/55R16 93W	225/40R18 92W
205/40R17 84W	225/45R18 95W
215/40R17 83W	235/40R18 95W
205/50R17 93W	245/40R18 97W
215/45R17 91W	245/45R18 100W
215/55R17 94W	255/55R18 105V
225/45R17 94W	225/35R20 93W
225/50R17 94W	235/35R20 92W
225/55R17 97V	245/35R20 91W
235/45R17 97W	255/35R20 97W
235/55R17 99V	275/30R20 97W

TREADWEAR 300 **TRACTION A** **TEMP. A**



LXHT-206



 The LXHT-206 is Lexani's Premium Highway All Season tire designed for today's SUV's, Light Trucks and Sport/Utility Vans! This high quality tire delivers a very quiet, comfortable, stable and responsive driving experience at substantial savings when compared with highly marketed and advertised competing brands. The very latest in computer designed technology results in a long lasting, superior performing all season highway tire that enhances and exceeds your expectations for such a reasonably priced premium all season LT tire! Enhanced shoulder treatment accompanied with lateral tread notches and a rigid center rib, yields consistently predictable traction and control in all driving conditions including wet or wintry conditions.

***40,000 MILE LIMITED MILEAGE WARRANTY
(P-Metric Sizes ONLY)**


AVAILABLE IN THE FOLLOWING SIZES

235/75R15 105T	255/65R17 110T
215/70R16 99T	265/65R17 110T
225/70R16 101T	265/70R17 113T
235/70R16 107T XL	235/60R18 102T
245/70R16 106T	235/65R18 104T
255/70R16 109T	
265/70R16 111T	LT265/75R16 123/120
215/60R17 96T	LT235/80R17 120/117
215/65R17 98T	LT245/70R17 119/116
225/65R17 102T	LT245/75R17 121/118
235/65R17 103T	LT265/70R17 121/118
245/65R17 105T	



TREADWEAR 500 TREACTION A TEMP. A

LXUHP-207

 The all new Lexani LXUHP-207 is now available in W & V speed ratings in 17", 18" and 19" sizes designed for superior performance and precise handling! Tight, sustained and consistent cornering and excellent ultra high performance at accelerated speeds in all dry conditions! The four longitudinal grooves provide efficient water channeling to improve wet road capabilities. The lateral "V" shaped grooves improve hydroplaning resistance and improve wet grip. This "V" shaped tread pattern further enhances high speed performance and braking efficiencies.

***40,000 MILE LIMITED MILEAGE WARRANTY**

AVAILABLE IN THE FOLLOWING SIZES

205/40ZR17 84/XL	225/40ZR18 92/XL
205/45ZR17 88/XL	225/55ZR18 102/XL
215/45ZR17 91/XL	225/60ZR18 104/XL
215/50ZR17 95/XL	235/40ZR18 95/XL
215/55ZR17 98/XL	235/45ZR18 98/XL
225/45ZR17 94/XL	235/50ZR18 101/XL
225/50ZR17 98/XL	245/40ZR18 97/XL
225/55ZR17 101/XL	245/45ZR18 100/XL
235/45ZR17 97/XL	255/35ZR18 94/XL
245/45ZR17 99/XL	255/45ZR18 99
215/35ZR18 84/XL	255/55ZR18 109/XL
215/40ZR18 89/XL	265/3Z5R18 97/XL
215/45ZR18 89W	285/35ZR18 101/XL
215/55R18 95V	235/45ZR19 99/XL

TREADWEAR 500 TREACTION A TEMP. A



TECHNICAL DATA

PART#	SIZE	MODEL	LOAD INDEX	SPEED RATING	WEIGHT (KG)	WEIGHT (LBS)	Tread Depth		Std. Rim	Section Width	
							(mm)	32nds		(mm)	inch
LXST201745010	225/45ZR17	LX-TWENTY	94/XL	W	9.51	20.97	7.8	9.8	7 1/2J	225	8.9
LXST201740010	245/40ZR17	LX-TWENTY	95/XL	W	10.58	23.32	8.0	10.1	8 1/2J	248	9.8
LXST201755010	275/55R17	LX-TWENTY	109	V	15.40	33.95	8.3	10.5	8 1/2J	284	11.2
LXST201840010	255/40ZR18	LX-TWENTY	99/XL	W	11.96	26.37	8.0	10.1	9J	260	10.2
LXST201835010	285/35ZR18	LX-TWENTY	101/XL	W	12.89	28.42	8.1	10.2	10J	290	11.4
LXST201935020	225/35ZR19	LX-TWENTY	88/XL	W	9.33	20.57	7.8	9.8	8J	230	9.1
LXST201940010	225/40ZR19	LX-TWENTY	93/XL	W	10.20	22.49	8.0	10.1	8J	230	9.1
LXST201945010	225/45ZR19	LX-TWENTY	96/XL	W	11.00	24.25	8.0	10.1	7 1/2J	225	8.9
LXST201935040	235/35ZR19	LX-TWENTY	91/XL	W	10.44	23.02	7.8	9.8	8 1/2J	241	9.5
LXST201935050	245/35ZR19	LX-TWENTY	97/XL	W	10.74	23.68	8.0	10.1	8 1/2J	248	9.8
LXST201940020	245/40ZR19	LX-TWENTY	98/XL	W	11.44	25.22	8.0	10.1	8 1/2J	248	9.8
LXST201945020	245/45ZR19	LX-TWENTY	102/XL	W	11.87	26.17	8.0	10.1	8J	243	9.6
LXST201930010	255/30ZR19	LX-TWENTY	91/XL	W	10.57	23.30	7.8	9.8	9J	260	10.2
LXST201935010	255/35ZR19	LX-TWENTY	96/XL	W	11.36	25.04	7.8	9.8	9J	260	10.2
LXST201940030	255/40ZR19	LX-TWENTY	100/XL	W	12.58	27.73	8.0	10.1	9J	260	10.2
LXST201950010	255/50ZR19	LX-TWENTY	103	W	14.25	31.42	7.8	9.8	8J	265	10.4
LXST201955010	255/55R19	LX-TWENTY	111/XL	V	15.04	33.16	7.8	9.8	8J	265	10.4
LXST201960010	255/60R19	LX-TWENTY	109	H	15.86	34.97	8.0	10.1	7 1/2J	260	10.2
LXST201930020	265/30ZR19	LX-TWENTY	93/XL	W	10.54	23.24	8.0	10.1	9 1/2J	271	10.7
LXST201935060	265/35ZR19	LX-TWENTY	98/XL	Y	13.02	28.70	7.8	9.8	9 1/2J	271	10.7
LXST201930030	275/30ZR19	LX-TWENTY	96/XL	W	12.30	27.12	7.8	9.8	9 1/2J	278	10.9
LXST201935030	275/35ZR19	LX-TWENTY	100/XL	W	12.38	27.29	7.8	9.8	9 1/2J	278	10.9
LXST201940040	275/40ZR19	LX-TWENTY	105/XL	W	13.90	30.64	7.8	9.8	9 1/2J	278	10.9
LXST201945030	275/45R19	LX-TWENTY	108/XL	V	15.16	33.42	8.1	10.2	9J	273	10.7
LXST202030040	215/30ZR20	LX-TWENTY	82 XL	W	8.93	19.69	7.8	9.8	7 1/2 J	228	9.0
LXST202035010	215/35ZR20	LX-TWENTY	86 XL	W	9.42	20.77	7.8	9.8	7 1/2J	235	9.3
LXST202030060	225/30ZR20	LX-TWENTY	85/XL	W	9.52	20.99	7.8	9.8	8J	230	9.1
LXST202035020	225/35ZR20	LX-TWENTY	93/XL	W	9.92	21.87	8.0	10.1	8J	230	9.1
LXST202030020	235/30ZR20	LX-TWENTY	88/XL	W	10.65	23.48	7.8	9.8	8 1/2J	241	9.5
LXST202035030	235/35ZR20	LX-TWENTY	92 XL	W	10.47	23.08	7.8	9.8	8 1/2J	241	9.5
LXST202030010	245/30ZR20	LX-TWENTY	97/XL	W	10.16	22.40	7.8	9.8	8 1/2J	248	9.8
LXST202035040	245/35ZR20	LX-TWENTY	95 XL	W	10.88	23.99	7.8	9.8	8 1/2J	248	9.8
LXST202040030	245/40ZR20	LX-TWENTY	99/XL	W	11.62	25.62	8.0	10.1	8 1/2J	248	9.8
LXST202045010	245/45ZR20	LX-TWENTY	103/XL	W	12.75	28.11	8.0	10.1	8J	243	9.6
LXST202050010	245/50ZR20	LX-TWENTY	102	W	14.00	30.86	8.0	10.1	7 1/2J	253	10.0
LXST202030030	255/30R20	LX-TWENTY	92/XL	W	11.04	24.34	7.8	9.8	9J	260	10.2
LXST202040010	255/40R20	LX-TWENTY	101/XL	W	12.77	28.15	7.8	9.8	9J	260	10.2
LXST202045020	255/45R20	LX-TWENTY	105/XL	W	13.62	30.03	7.8	9.8	8 1/2J	255	10.0
LXST202030070	265/30ZR20	LX-TWENTY	94/XL	Y	11.46	25.26	8.0	10.1	9 1/2J	271	10.7
LXST202040040	265/40ZR20	LX-TWENTY	104/XL	Y	14.09	31.06	7.8	9.8	9 1/2J	271	10.7
LXST202045030	265/45ZR20	LX-TWENTY	104	W	14.45	31.86	7.8	9.8	9J	266	10.5
LXST202030050	275/30ZR20	LX-TWENTY	97/XL	W	12.70	28.00	8.3	10.5	9 1/2J	278	10.9
LXST202035050	275/35ZR20	LX-TWENTY	102/XL	W	13.16	29.01	8.0	10.1	9 1/2J	278	10.9
LXST202040020	275/40ZR20	LX-TWENTY	106/XL	W	14.65	32.30	8.1	10.2	9 1/2J	278	10.9
LXST202025010	285/25ZR20	LX-TWENTY	93/XL	W	12.10	26.68	8.1	10.2	10 1/2J	295	11.6
LXST202030080	285/30ZR20	LX-TWENTY	99/XL	W	12.96	28.57	7.8	9.8	10J	290	11.4
LXST202035060	285/35ZR20	LX-TWENTY	104/XL	Y	14.36	31.66	8.3	10.5	10J	290	11.4
LXST202025020	295/25ZR20	LX-TWENTY	95/XL	W	12.30	27.12	7.8	9.8	10 1/2J	301	11.9
LXST202035070	295/35ZR20	LX-TWENTY	105/XL	Y	15.98	35.23	8.3	10.5	10 1/2J	301	11.9
LXST202025030	305/25ZR20	LX-TWENTY	97/XL	W	12.66	27.91	7.8	9.8	11 J	313	12.3
LXST202030090	305/30ZR20	LX-TWENTY	103/XL	Y	14.84	32.72	8.1	10.2	11 J	313	12.3
LXST202025040	325/25ZR20	LX-TWENTY	101/XL	Y	14.81	32.65	8.1	10.2	12 J	336	13.2
LXST202025050	345/25ZR20	LX-TWENTY	100	Y	15.41	33.97	8.1	10.2	12 1/2J	355	14.0
LXST202135010	245/35ZR21	LX-TWENTY	96/XL	W	12.28	27.07	7.8	9.8	8 1/2J	248	9.8
LXST202140020	245/40ZR21	LX-TWENTY	100/XL	Y	13.50	29.76	7.8	9.8	8 1/2J	248	9.8
LXST202130010	255/30ZR21	LX-TWENTY	93/XL	W	11.77	25.95	7.8	9.8	9J	260	10.2
LXST202140030	255/40ZR21	LX-TWENTY	102/XL	Y	13.82	30.47	7.8	9.8	9 J	260	10.2

TECHNICAL DATA

Overall Dia.		Max. Load		Max. Air Pressure		Static Loaded Radius		Theoretical Rolling Radius	UTQG	M+S	EAN	UPC	EURO CERT
(mm)	inch	(kg)	lbs (S)	(kPa)	psi	(mm)	(inch)						
634	25.0	670	1477	290/340	42/49	295	11.6	308	320AA	√	6921109012449	842160100233	E4 0255231
628	24.7	690	1521	340	49	292	11.5	305	320AA	√	8859295810557	8859295810557	
734	28.9	1030	2271	300	44	334	13.1	356	320AA	√	8859295810731	8859295810731	
661	26.0	775	1709	340	49	308	12.1	321	320AA	√	8859295810588	8859295810588	
657	25.9	825	1819	290/340	42/49	307	12.1	319	320AA	√	6921109012319	842160100707	E4 0275076
641	25.2	560	1235	290/340	42/49	303	11.9	311	320AA	√	6921109012388	842160100202	E4 0275080
663	26.1	650	1433	340	49	312	12.3	322	320AA	√	8859295810533	8859295810533	
685	27.0	710	1565	340	49	320	12.6	333	320AA	√	8859295810540	8859295810540	
647.0	25.5	615	1356	290/340	42/49	305	12.0	314	320AA	√		842160101940	E4 0261165
655	25.8	730	1609	340	49	309	12.1	318	320AA	√	8859295810670	8859295810670	
679	26.7	750	1653	340	49	318	12.5	330	320AA	√	8859295810502	8859295810502	
703	27.7	850	1874	340	49	327	12.9	341	320AA	√	8859295810564	8859295810564	
637	25.1	615	1356	290/340	42/49	302	11.9	309	320AA	√	6921109012395	842160100370	E4 0275081
661	26.0	710	1565	290/340	42/49	311	12.2	321	320AA	√	6921109012302	842160100448	E4 0261176
687	27.0	800	1764	340	49	321	12.6	333	320AA	√	8859295810595	8859295810595	
739.0	29.1	875	1929	250/300	36/44	341	13.4	359	320AA	√		842160101964	E4 0267741
763	30.0	1090	2403	340	49	351	13.8	370	320AA	√	8859295810625	8859295810625	
789	31.1	1030	2271	300	44	361	14.2	383	320AA	√	8859295810762	8859295810762	
643	25.3	650	1433	340	49	304	12.0	312	320AA	√			
669.0	26.3	750	1653	290/340	42/49	314	12.4	325	320AA	√		842160101988	E4 0293801
649.0	25.6	710	1565	290/340	42/49	306	12.1	315	320AA	√	8859295810724		E4 0261164
675	26.6	800	1764	290/340	42/49	316	12.5	328	320AA	√	6921109012531	842160100615	E4 0261177
703	27.7	925	2039	340	49	327	12.9	341	320AA	√	8859295810649	8859295810649	
731	28.8	1000	2205	340	49	338	13.3	355	320AA	√	8859295810656	8859295810656	
628	24.7	475	1047	290/340	42/49	301	11.8	305	320AA	√	6921109012708	842160100189	E4 0287552
649	25.6	530	1168	290/340	42/49	309	12.2	315	320AA	√	6921109012760	842160100196	E4 0287553
644.0	25.4	515	1135	290/340	42/49	307	12.1	313	320AA	√		842160101926	E4 0259864
666	26.2	650	1433	340	49	316	12.4	323	320AA	√	8859295810519	8859295810519	
650	25.6	560	1235	290/340	42/49	309	12.2	316	320AA	√	6921109012357	842160100257	E4 0275078
672	26.5	630	1389	290/340	42/49	318	12.5	326	320AA	√	6921109012753	842160100271	E4 0254891
656	25.8	730	1609	290/340	42/49	312	12.3	318	320AA	√	6921109012340	842160100288	E4 0261151
680	26.8	690	1521	290/340	42/49	321	12.6	330	320AA	√	6921109012647	842160100301	E4 0255237
704	27.7	775	1709	340	49	330	13.0	342	320AA	√	8859295810687	8859295810687	
728	28.7	875	1929	340	49	340	13.4	353	320AA	√	8859295809193	8859295809193	
754	29.7	850	1874	300	44	350	13.8	366	320AA	√	8859295810571	8859	

TECHNICAL DATA

PART#	SIZE	MODEL	LOAD INDEX	SPEED RATING	WEIGHT (KG)	WEIGHT (LBS)	Tread Depth		Std. Rim	Section Width	
							(mm)	32nds		(mm)	inch
LXST202140040	265/40ZR21	LX-TWENTY	105/XL	Y	15.68	34.57	7.8	9.8	9 1/2J	271	10.7
LXST202130020	285/30R21	LX-TWENTY	100/XL	W	13.28	29.28	8.1	10.2	10J	290	11.4
LXST202135020	295/35R21	LX-TWENTY	107/XL	V/W	16.23	35.78	8.1	10.2	10 1/2J	301	11.9
LXST202140010	295/40R21	LX-TWENTY	111/XL	W	17.90	39.46	8.1	10.2	10 1/2J	301	11.9
LXST202230020	235/30ZR22	LX-TWENTY	90/XL	W	11.43	25.20	7.8	9.8	8 1/2J	241	9.5
LXST202230010	245/30ZR22	LX-TWENTY	95/XL	W	11.40	25.13	7.8	9.8	8 1/2J	248	9.8
LXST202230030	255/30ZR22	LX-TWENTY	95/XL	W	12.29	27.09	7.8	9.8	9J	260	10.2
LXST202230040	265/30ZR22	LX-TWENTY	97/XL	W	12.93	28.51	7.8	9.8	9 1/2J	271	10.7
LXST202240020	265/40ZR22	LX-TWENTY	106/XL	W	16.14	35.58	8.0	10.1	9 1/2J	271	10.7
LXST202240030	275/40ZR22	LX-TWENTY	108/XL	Y	16.84	37.13	8.1	10.2	9 1/2J	278	10.9
LXST202225020	285/25ZR22	LX-TWENTY	95 XL	W	13.42	29.59	8.1	10.2	10 1/2J	295	11.6
LXST202235020	285/35ZR22	LX-TWENTY	106/XL	W	15.98	35.23	8.1	10.2	10J	290	11.4
LXST202240010	285/40R22	LX-TWENTY	110/XL	V	16.94	37.35	8.1	10.2	10J	290	11.4
LXST202225040	295/25ZR22	LX-TWENTY	97 XL	W	13.99	30.84	7.8	9.8	10 1/2J	301	11.9
LXST202225030	305/25ZR22	LX-TWENTY	103 XL	Y	14.58	32.14	7.8	9.8	11J	313	12.3
LXST202230050	305/30ZR22	LX-TWENTY	105/XL	Y	16.53	36.44	8.1	10.2	11 J	313	12.3
LXST202235010	305/35ZR22	LX-TWENTY	110 XL	W	17.14	37.79	8.1	10.2	11J	313	12.3
LXST202225010	315/25ZR22	LX-TWENTY	101/XL	W	14.60	32.19	8.1	10.2	11 1/2J	325	12.8
LXST202425010	255/25ZR24	LX-TWENTY	95/XL	W	12.12	26.72	7.8	9.8	9J	292	11.5
LXST202430020	255/30ZR24	LX-TWENTY	97/XL	W	14.92	32.89	8.0	10.1	9J	260	10.2
LXST202423020	275/23ZR24	LX-TWENTY	96/XL	W	13.52	29.81	8.1	10.2	10J	283	11.1
LXST202435010	275/35ZR24	LX-TWENTY	106 XL	W	15.88	35.00	8.1	10.2	9 1/2J	290	11.4
LXST202425020	295/25ZR24	LX-TWENTY	102 XL	W	15.52	34.21	7.8	9.8	10 1/2J	295	11.6
LXST202430010	295/30ZR24	LX-TWENTY	109/XL	W	15.45	34.06	8.1	10.2	10 1/2J	301	11.9
LXST202625010	295/25ZR26	LX-TWENTY	102/XL	W	17.15	37.81	7.8	9.8	10 1/2J	301	11.9
LXST203030010	315/30R30	LX-TWENTY	114/XL	V	22.34	49.25	8.1	10.2	11 J	320	12.6
LXST301855010	255/55ZR18	LX-THIRTY	109/XL	W	14.57	32.12	7.8	9.8	8J	265	10.4
LXST301860010	265/60R18	LX-THIRTY	110	V	16.37	36.09	7.8	9.8	8J	272	10.7
LXST302040010	275/40R20	LX-THIRTY	106/XL	W	14.95	32.96	8.7	11.0	9 1/2J	278	10.9
LXST302045040	275/45R20	LX-THIRTY	110/XL	V	16.04	35.36	8.3	10.5	9J	273	10.7
LXST302055010	275/55R20	LX-THIRTY	117/XL	V	17.77	39.18	8.3	10.5	8 1/2J	284	11.2
LXST302050020	285/50R20	LX-THIRTY	116/XL	V	17.79	39.22	8.3	10.5	9J	297	11.7
LXST302035010	315/35ZR20	LX-THIRTY	110/XL	W	16.97	37.41	8.7	11.0	11J	320	12.6
LXST302235010	265/35ZR22	LX-THIRTY	102/XL	W	14.90	32.85	8.0	10.1	9 1/2J	271	10.7
LXST302245020	285/45R22	LX-THIRTY	114/XL	V	18.61	41.03	8.7	11.0	9 1/2J	285	11.2
LXST302230010	295/30ZR22	LX-THIRTY	103/XL	W	15.41	33.97	8.1	10.2	10 1/2J	301	11.9
LXST302240010	305/40R22	LX-THIRTY	114/XL	V	18.52	40.83	8.7	11.0	11J	313	12.3
LXST302245010	305/45R22	LX-THIRTY	118/XL	V	19.96	44.00	8.7	11.0	10J	303	11.9
LXST302225010	335/25ZR22	LX-THIRTY	105/XL	W	15.63	34.46	8.1	10.2	12J	343	13.5
LXST302425010	275/25ZR24	LX-THIRTY	96/XL	W	14.70	32.41	8.7	11.0	10J	283	11.1
LXST302430010	275/30ZR24	LX-THIRTY	101/XL	W	15.73	34.68	8.7	11.0	9 1/2J	278	10.9
LXST302435020	295/35R24	LX-THIRTY	110/XL	V	18.66	41.14	8.7	11.0	10 1/2J	301	11.9
LXST302435010	305/35R24	LX-THIRTY	112/XL	V	19.68	43.39	8.7	11.0	11J	313	12.3
LXST302630030	255/30ZR26	LX-THIRTY	99/XL	W	15.06	33.20	7.8	9.8	9J	260	10.2
LXST302625010	275/25ZR26	LX-THIRTY	98/XL	W	15.68	34.57	8.7	11.0	10J	283	11.1
LXST302630010	295/30ZR26	LX-THIRTY	107/XL	W	19.16	42.24	8.7	11.0	10 1/2J	301	11.9
LXST302630020	305/30ZR26	LX-THIRTY	109/XL	W	18.97	41.82	8.7	11.0	11J	313	12.3
LXST302640010	315/40R26	LX-THIRTY	120/XL	V	22.85	50.38	8.1	10.2	11J	320	12.6
LXST302825020	275/25ZR28	LX-THIRTY	101/XL	W	17.08	37.65	8.7	11.0	10J	283	11.1
LXST302825010	295/25ZR28	LX-THIRTY	103/XL	W	17.98	39.64	8.7	11.0	10 1/2J	301	11.9
LXST302835010	325/35R28	LX-THIRTY	120 XL	V	23.43	51.66	8.1	10.2	11 1/2J	331	13.0
LXST303030010	255/30ZR30	LX-THIRTY	103/XL	W	16.83	37.10	7.8	9.8	9J	260	10.2
LXST303030010	315/20ZR30	LX-THIRTY	106/XL	W	16.97	37.41	8.7	11.0	11 1/2J	325	12.8
LXST303225010	305/25ZR32	LX-THIRTY	108/XL	W	21.79	48.04	8.7	11.0	11J	313	12.3

TECHNICAL DATA

Overall Dia.		Max. Load		Max. Air Pressure		Static Loaded Radius		Theoretical Rolling Radius	UTQG	M+S	EAN	UPC	EURO CERT
(mm)	inch	(kg)	lbs (S)	(kPa)	psi	(mm)	(inch)						
745.0	29.3	925	2039	290/340	42/49	349	13.7	362	320AA	✓		842160102084	E4 0293803
705	27.8	800	1764	290/340	42/49	334	13.1	342	320AA	✓	6921109012630	842160100691	E4 0283493
739	29.1	975	2149	290/340	42/49	347	13.7	359	320AA	✓	6921109012470	842160100172	E4 0275087
769	30.3	1090	2403	290/340	42/49	359	14.1	373	320AA	✓	6921109012463	842160100813	E4 0275086
701	27.6	600	1323	290/340	42/49	335	13.2	340	320AA	✓	6921109012593	842160100264	E4 0259851
707	27.8	690	1521	290/340	42/49	337	13.3	343	320AA	✓	6921109012586	842160100295	E4 0259852
713	28.1	690	1521	290/340	42/49	340	13.4	346	320AA	✓	6921109012616	842160100400	E4 0277224
719	28.3	730	1609	290/340	42/49	342	13.5	349	320AA	✓	6921109012609	842160100516	E4 0269972
771	30.4	950	2094	340	49	362	14.3	374	320AA	✓	8859295810496	8859295810496	
779.0	30.7	1000	2205	290/340	42/49	365	14.4	378	320AA	✓		842160101780	E4 0293804
701	27.6	690	1521	290/340	42/49	335	13.2	340	320AA	✓	6921109012654	842160100684	E4 0283406
759.0	29.9	950	2094	290/340	42/49	357	14.1	368	320AA	✓		842160102022	E4 0252858
787	31.0	1060	2337	290/340	42/49	368	14.5	382	320AA	✓	6921109012432	842160100714	E4 0275085
707	27.8	730	1609	290/340	42/49	337	13.3	343	320AA	✓	6921109012661	842160100745	E4 0287558
711	28.0	875	1929	290/340	42/49	339	13.3	345	320AA	✓	6921109012715	842160100820	E4 0283327
743.0	29.3	925	2039	290/340	42/49	351	13.8	361	320AA	✓		842160101865	E4 0293809
773	30.4	1060	2337	290/340	42/49	363	14.3	375	320AA	✓	6921109012722	842160100868	E4 0287559
717	28.2	825	1819	290/340	42/49	341	13.4	348	320AA	✓	6921109012524	842160100905	E4 0275091
728.0	28.7	690	1521	290/340	42/49	351	13.8	353	320AA	✓		842160101803	E4 0293797
764	30.1	730	1609	340	49	365	14.4	371	320AA	✓	8859295809216	8859295809216	
748.0	29.4	710	1565	290/340	42/49	359	14.1	363	320AA	✓		842160101827	E4 0287561
794	31.3	950	2094	290/340	42/49	377	14.8	385	320AA	✓	6921109012777	842160100622	E4 0287556
752	29.6	850	1874	290/340	42/49	360	14.2	365	320AA	✓	6921109012692	842160100752	E4 0287557
800	31.5	1030	2271	290/340	42/49	379	14.9	388	320AA	✓	6921109012425	842160100783	E4 0275084
808.0	31.8	850	1874	290/340	42/49	388	15.3	392	320AA	✓		842160102060	
952.0	37.5	1180	2601	290/340	42/49	455	17.9	462	320AA	✓		842160102046	
737	29.0	1030	2271	290/340	42/49	338	13.3	358	320AA	✓	6921109012203	842160100509	E4 0269463
775	30.5	1060	2337	300	44	353	13.9	376	320AA	✓	8859295810465	8859295810465	
728	28.7	950	2094	340	49	340	13.4	353	320AA	✓	8859295809209	8859295809209	
756	29.8	1060	2337	340	49	351	13.8	367	320AA	✓			
810	31.9	1285	2833	340	49	372	14.6	393	320AA	✓			
794	31.3	1250	2756	340	49	366	14.4	385	320AA	✓			
728	28.7	1060	2337	340	49	340	13.4	353	320AA	✓	8859295810441	8859295810441	
745	29.3	850	1874	340	49	352	13.9	362	320AA	✓	8859295809179	8859295809179	
815	32.1	1180	2601	340	49	379	14.9	396	320AA	✓	8859295810458	8859295810458	
737	29.0	875	1929	290/340	36/44	349	13.7	358	320AA	✓	6921109012180	842160100776	E4 0274437
803	31.6	1180	2601	340	49	375	14.7	390	320AA	✓	8859295809155	88592	

TECHNICAL DATA

Item Number	Size	Pattern	Tread Depth	32nds	Load Index	Speed Rating	Std. Rim	Section Width	
			(mm)					(mm)	inch
LXS0970250	205/40ZR17	LX - SEVEN	8.00	10.00	84/XL	W	7½J	212	8.35
LXS0970260	215/45ZR17	LX - SEVEN	8.00	10.00	91/XL	W	7J	213	8.39
LXS0970280	215/50ZR17	LX - SEVEN	8.00	10.00	95/XL	W	7J	226	8.90
LXS0970300	215/55ZR17	LX - SEVEN	8.0	10.00	98/XL	W	7J	226	8.90
LXS0970270	225/45ZR17	LX - SEVEN	8.00	10.00	94/XL	W	7½J	225	8.86
LXS0970290	225/50ZR17	LX - SEVEN	8.00	10.00	98/XL	W	7J	233	9.17
LXS0970310	225/55ZR17	LX - SEVEN	8.0	10.00	101/XL	W	7J	233	9.17
LXS0970320	215/35ZR18	LX - SEVEN	8.00	10.00	84/XL	W	7½J	218	8.58
LXS0970330	225/40ZR18	LX - SEVEN	8.00	10.00	92/XL	W	8J	230	9.06
LXS0970340	245/40ZR18	LX - SEVEN	8.00	10.00	97/XL	W	8½J	248	9.76
LXS0970350	245/45ZR18	LX - SEVEN	8.00	10.00	100/XL	W	8J	677	9.57
LXS0970360	225/30ZR20	LX - SEVEN	8.00	10.00	85/XL	W	8J	230	9.06
LXS0970370	225/35ZR20	LX - SEVEN	8.00	10.00	90/XL	W	8J	230	9.06
LXS0970380	245/35ZR20	LX - SEVEN	8.00	10.00	95/XL	W	8½J	248	9.76
LXS0970390	275/40ZR20	LX - SEVEN	8.00	10.00	106/XL	W	9½J	278	10.94
LXS0970400	225/30ZR22	LX - SEVEN	8.00	10.00	87/XL	W	8J	695	9.06
LXS0960010II	245/35ZR20	LX-SIX II	8.00	10.00	95/XL	W	8½J	248	9.76
LXS0960060II	245/40R20	LX-SIX II	8.00	10.00	99/XL	W	8½J	248	9.76
LXS0960020II	255/35ZR20	LX-SIX II	8.00	10.00	97/XL	W	9J	260	10.24
LXS0960030II	275/30ZR20	LX-SIX II	8.00	10.00	97/XL	W	9½J	278	10.94
LXS0960070II	275/35R20	LX-SIX II	8.00	10.00	102/XL	W	9½J	278	10.94
LXS0960050II	285/30ZR20	LX-SIX II	8.80	11.00	99/XL	W	10J	290	11.42
LXS0990000	235/35ZR20	LX - NINE	8.00	10.00	92/XL	W	8½J	241	9.49
LXS0990010	275/45R20	LX - NINE	8.80	11.00	106.00	V	9J	273	10.75
LXS0990020	275/55R20	LX - NINE	8.80	11.00	117/XL	H	8½J	284	11.18
LXS0990030	285/50R20	LX - NINE	8.80	11.00	112.00	V	9J	297	11.69
LXS0990040	235/30ZR22	LX - NINE	8.00	10.00	90/XL	W	8½J	242	9.53
LXS0990050	245/30ZR22	LX - NINE	8.00	10.00	92/XL	W	8½J	248	9.76
LXS0990060	255/30ZR22	LX - NINE	8.00	10.00	95/XL	W	9J	260	10.24
LXS0990190	265/30ZR22	LX-NINE	8.00	10.00	97/XL	W	9½J	271	10.67
LXS0990070	265/35R22	LX - NINE	8.00	10.00	102/XL	V	9½J	271	10.67
LXS0990080	265/40R22	LX - NINE	9.00	11.50	106/XL	V	9½J	271	10.67
LXS0990180	295/25ZR22	LX-NINE	8.00	10.00	97/XL	W	10½J	301	11.85
LXS0990090	305/40R22	LX - NINE	8.80	11.00	114/XL	V	11J	313	12.32
LXS0990100	305/45R22	LX - NINE	8.80	11.00	118/XL	V	10J	303	11.93
LXS0990120	245/30ZR24	LX - NINE	8.00	10.00	94/XL	W	8½J	248	9.76
LXS0990130	255/30ZR24	LX - NINE	8.00	10.00	97/XL	W	9J	260	10.24
LXS0990110	275/25ZR24	LX - NINE	8.80	11.00	96/XL	W	10J	283	11.14
LXS0990200	275/30ZR24	LX-NINE	8.80	11.00	101/XL	W	9½J	278	10.94
LXS0990140	295/35R24	LX - NINE	8.80	11.00	110/XL	V	10½J	301	11.85
LXS0990150	305/35R24	LX - NINE	8.80	11.00	112/XL	V	11J	313	12.32
LXS0990160	295/30ZR26	LX-NINE	8.80	11.00	107/XL	W	10½J	301	11.85
LXS0990170	305/30ZR26	LX-NINE	8.80	11.00	109/XL	W	11J	313	12.32
LXSMB16010	LT265/75R16	MUD BEAST MT	12.30	15.50	123/120	Q	7½J	267	10.51
LXSMB17010	LT295/70R17	MUD BEAST MT	14.80	18.50	121/118	Q	8½J	299	11.77
LXSMB17020	35x12.50R17LT	MUD BEAST MT	16.30	20.50	121.00	Q	10J	318	12.52
LXSMB18020	33x12.50R18LT	MUD BEAST MT	16.30	20.50	118.00	Q	10J	318	12.52
LXSMB18010	35x12.50R18LT	MUD BEAST MT	16.30	20.50	118.00	Q	10J	318	12.52
LXSMB20010	33x12.50R20LT	MUD BEAST MT	16.30	20.50	114.00	Q	10J	318	12.52
LXSMB20020	35x12.50R20LT	MUD BEAST MT	16.30	20.50	121.00	Q	10J	318	12.52

TECHNICAL DATA

Overall Dia.		Max. Load	Max. Load	Max. Air Pressure	Max. Air Pressure	Static Loaded Radius	Static Loaded Radius	Theoretical Rolling Radius	M+S	UTQG
(mm)	inch	(kg)	lbs (S)	(kPa)	psi	(mm)	(inch)			
596	23.46	500	1102.29	290/340	42/49	279.94	11.02	289.31	M+S	420AA
626	24.65	615	1355.82	290/340	42/49	291.64	11.48	303.87	M+S	420AA
648	25.51	690	1521.16	290/340	42/49	300.22	11.82	314.55	M+S	420AA
668	26.30	750	1653.44	290/340	42/49	308.02	12.13	324.26	M+S	420AA
634	24.96	670	1477.07	290/340	42/49	294.76	11.60	307.76	M+S	420AA
658	25.91	750	1653.44	290/340	42/49	304.12	11.97	319.41	M+S	420AA
680	26.77	825	1818.78	290/340	42/49	312.70	12.31	330.09	M+S	420AA
607	23.90	500	1102.29	290/340	42/49	287.02	11.30	294.65	M+S	420AA
637	25.08	630	1388.89	290/340	42/49	298.72	11.76	309.21	M+S	420AA
653	25.71	730	1609.35	290/340	42/49	304.96	12.01	316.98	M+S	420AA
677	26.65	800	1763.67	290/340	42/49	314.32	12.37	328.63	M+S	420AA
644	25.35	515	1135.36	290/340	42/49	307.04	12.09	312.61	M+S	420AA
666	26.22	600	1322.75	290/340	42/49	315.62	12.43	323.29	M+S	420AA
680	26.77	690	1521.16	290/340	42/49	321.08	12.64	330.09	M+S	420AA
728	28.66	950	2094.36	290/340	42/49	339.80	13.38	353.39	M+S	420AA
695	27.36	545	1201.50	290/340	42/49	332.52	13.09	337.37	M+S	420AA
680	26.77	690	1521.16	290/340	42/49	321.08	12.64	330.09	M+S	420AA
704	27.72	775	1708.55	290/340	42/49	324.85	12.79	341.74	M+S	420AA
686	27.01	730	1609.35	290/340	42/49	323.42	12.73	333.00	M+S	420AA
674	26.54	730	1609.35	290/340	42/49	318.74	12.55	327.17	M+S	420AA
700	27.56	850	1873.90	290/340	42/49	273.00	10.75	339.80	M+S	420AA
680	26.77	775	1708.55	290/340	42/49	321.08	12.64	330.09	M+S	420AA
672	26.46	630	1388.89	290/340	42/49	317.96	12.52	326.20	M+S	420AA
756	29.76	950	2094.36	250/300	36/44	350.72	13.81	366.98	M+S	420AA
810	31.89	1285	2832.89	290/340	42/49	371.78	14.64	393.19	M+S	420AA
794	31.26	1120	2469.14	250/300	36/44	365.54	14.39	385.43	M+S	420AA
701	27.60	600	1322.75	290/340	42/49	334.86	13.18	340.28	M+S	420AA
707	27.83	630	1388.89	290/340	42/49	337.20	13.28	343.19	M+S	420AA
713	28.07	690	1521.16	290/340	42/49	339.54	13.37	346.11	M+S	420AA
719	28.31	730	1609.35	290/340	42/49	341.88	13.46	349.02	M+S	420AA
745	29.33	850	1873.90	290/340	42/49	352.02	13.86	361.64	M+S	420AA
771	30.35	950	2094.36	290/340	42/49	362.16	14.26	374.26	M+S	420AA
707	27.83	730	1609.35	290/340	42/49	337.20	13.28	343.19	M+S	420AA
803	31.61	1180	2601.41	290/340	42/49	374.64	14.75	389.79	M+S	420AA
833	32.80	1320	2910.05	290/340	42/49	386.34	15.21	404.36	M+S	420AA
758	29.84	670	1477.07	290/340	42/49	362.68	14.28	367.95	M+S	420AA
764	30.08	730	1609.35	290/340	42/49	365.02	14.37	370.86	M+S	420AA
748	29.45	710	1565.26	290/340	42/49	358.78	14.13	363.10	M+S	420AA
776	30.55	825	1818.78	290/340	42/49	369.70	14.55	376.69	M+S	420AA
816	32.13	1060	2336.86	290/340	42/49	385.30	15.17	396.10	M+S	420AA
824	32.44	1120	2469.14	290/340	42/49	388.42	15.29	399.99	M+S	420AA
838	32.99	975	2149.47	290/340	42/49	399.46	15.73	406.78	M+S	420AA
844	33.23	1030	2270.72	290/340	42/49	401.80	15.82	409.70	M+S	420AA
804	31.65	1550/1400	3415.00	550.00	79.77	372.18	14.65	407.80	M+S	420AA
852	33.54	1320/1450	2910.00	550.00	79.77	394.49	15.53	384.82	M+S	420AA
883	34.76	1450	3195.00	450.00	65.26	407.66	16.05	371.31	M+S	420AA
826	32.52	1320	2910.00	450.00	65.26	385.34	15.17	396.94	M+S	420AA
883	34.76	1320	2910.00	350.00	50.04	409.57	16.12	371.31	M+S	420AA
832	32.76	1180	2600.00	450.00	65.26	391.70	15.42	394.07	M+S	420AA
883	34.76	1450	3195.00	450.00	65.26	413.38	16.27	371.31	M+S	420AA

TECHNICAL DATA

PART#	SIZE	MODEL	LOAD INDEX	SPEED RATING	WEIGHT (kg)	WEIGHT (lbs)	PR/LR	Tread Depth		Std. Rim	Section Width	
								(mm)	32nds		(mm)	inch
LXST2031465010	175/65R14	LXTR-203	84/XL	T	6.80	14.99	/	7.8	9.8	5J	177	7.0
LXST2031460010	185/60R14	LXTR-203	82	H	7.28	16.05	/	7.8	9.8	5 1/2J	189	7.4
LXST2031465020	185/65R14	LXTR-203	86	H	7.30	16.09	/	7.8	9.8	5 1/2J	189	7.4
LXST2031470010	185/70R14	LXTR-203	88	H	7.78	17.15	/	7.8	9.8	5 1/2J	189	7.4
LXST2031460020	195/60R14	LXTR-203	86	H	7.22	15.92	/	8.0	10.1	6J	201	7.9
LXST2031470020	195/70R14	LXTR-203	91	H	8.59	18.94	/	8.0	10.1	6J	201	7.9
LXST2031470030	205/70R14	LXTR-203	98/XL	H	9.47	20.88	/	8.0	10.1	6J	209	8.2
LXST2031555010	185/55R15	LXTR-203	82	V	7.49	16.51	/	7.8	9.8	6J	194	7.6
LXST2031560010	185/60R15	LXTR-203	84	H	7.64	16.84	/	7.8	9.8	5 1/2J	189	7.4
LXST2031565010	185/65R15	LXTR-203	88	H	8.05	17.75	/	7.8	9.8	5 1/2J	189	7.4
LXST2031560020	195/60R15	LXTR-203	88	V	8.24	18.17	/	8.0	10.1	6J	201	7.9
LXST2031565020	195/65R15	LXTR-203	91	V	8.75	19.29	/	8.0	10.1	6J	201	7.9
LXST2031560030	205/60R15	LXTR-203	91	V	9.16	20.19	/	8.0	10.1	6J	209	8.2
LXST2031565030	205/65R15	LXTR-203	94	H	9.55	21.05	/	8.0	10.1	6J	209	8.2
LXST2031565040	215/65R15	LXTR-203	100/XL	H	10.33	22.77	/	7.8	9.8	6 1/2J	221	8.7
LXST2031655050	185/55R16	LXTR-203	83	V	8.14	17.95	/	7.8	9.8	6J	194	7.6
LXST2031655040	195/55R16	LXTR-203	87	H	8.80	19.40	/	8.0	10.1	6J	201	7.9
LXST2031645010	205/45ZR16	LXTR-203	87/XL	W	8.14	17.95	/	8.0	10.1	7J	206	8.1
LXST2031650010	205/50R16	LXTR-203	87	W	8.86	19.53	/	8.0	10.1	6 1/2J	214	8.4
LXST2031655010	205/55R16	LXTR-203	91	V	9.42	20.77	/	8.0	10.1	6 1/2J	214	8.4
LXST2031660010	205/60R16	LXTR-203	92	V	9.34	20.59	/	8.0	10.1	6J	209	8.2
LXST2031665010	205/65R16	LXTR-203	95	V	10.22	22.53	/	7.8	9.8	6J	209	8.2
LXST2031655020	215/55R16	LXTR-203	97/XL	V	10.11	22.29	/	8.0	10.1	7J	226	8.9
LXST2031660020	215/60R16	LXTR-203	95	V	10.67	23.52	/	8.3	10.5	6 1/2J	221	8.7
LXST2031665020	215/65R16	LXTR-203	98	H	10.95	24.14	/	8.0	10.1	6 1/2J	221	8.7
LXST2031655030	225/55ZR16	LXTR-203	99/XL	W	10.68	23.55	/	8.0	10.1	7J	233	9.2
LXST2031660030	225/60R16	LXTR-203	98	H	11.26	24.82	/	8.3	10.5	6 1/2J	228	9.0
LXST2071740010	205/40ZR17	LXUHP-207	84/XL	W	8.32	18.34	/	8.0	10.1	7 1/2J	212	8.3
LXST2071745050	205/45ZR17	LXUHP-207	88/XL	W	8.59	18.94	/	8.0	10.1	7J	206	8.1
LXST2071745010	215/45ZR17	LXUHP-207	91/XL	W	9.11	20.08	/	8.0	10.1	7J	213	8.4
LXST2071750010	215/50ZR17	LXUHP-207	95/XL	W	10.07	22.20	/	8.0	10.1	7J	226	8.9
LXST2071755010	215/55ZR17	LXUHP-207	98/XL	W	10.57	23.30	/	8.0	10.1	7J	226	8.9
LXST2071745020	225/45ZR17	LXUHP-207	94/XL	W	9.52	20.99	/	8.0	10.1	7 1/2J	225	8.9
LXST2071750020	225/50ZR17	LXUHP-207	98/XL	W	10.60	23.37	/	8.0	10.1	7J	233	9.2
LXST2071755020	225/55ZR17	LXUHP-207	101/XL	W	11.80	26.01	/	8.0	10.1	7J	233	9.2
LXST2071745030	235/45ZR17	LXUHP-207	97/XL	W	10.41	22.95	/	8.0	10.1	8J	236	9.3
LXST2071745040	245/45ZR17	LXUHP-207	99/XL	W	11.17	24.63	/	8.0	10.1	8J	243	9.6
LXST2071835010	215/35ZR18	LXUHP-207	84/XL	W	8.81	19.42	/	8.0	10.1	7 1/2J	218	8.6
LXST2071840040	215/40ZR18	LXUHP-207	89/XL	W	9.31	20.53	/	8.0	10.1	7 1/2J	218	8.6
LXST2071845030	215/45ZR18	LXUHP-207	89W	W	9.59	21.14	/	8.0	10.1	7J	213	8.4
LXST2071855020	215/55R18	LXUHP-207	95V	V	11.22	24.74	/	8.0	10.1	7J	226	8.9
LXST2071840010	225/40ZR18	LXUHP-207	92/XL	W	9.48	20.90	/	8.0	10.1	8J	230	9.1
LXST2071855030	225/55ZR18	LXUHP-207	102/XL	W	12.25	27.01	/	8.0	10.1	7J	233	9.2
LXST2071860010	225/60ZR18	LXUHP-207	104/XL	V	12.30	27.12	/	8.0	10.1	6 1/2J	228	9.0
LXST2071840030	235/40ZR18	LXUHP-207	95/XL	W	10.58	23.32	/	8.0	10.1	8 1/2J	241	9.5
LXST2071845040	235/45ZR18	LXUHP-207	98/XL	W	10.56	23.28	/	8.0	10.1	8J	236	9.3
LXST2071850010	235/50ZR18	LXUHP-207	101/XL	W	12.02	26.50	/	8.0	10.1	7 1/2J	245	9.6
LXST2071840020	245/40ZR18	LXUHP-207	97/XL	W	11.08	24.43	/	8.0	10.1	8 1/2J	248	9.8
LXST2071845010	245/45ZR18	LXUHP-207	100/XL	W	11.83	26.08	/	8.0	10.1	8J	243	9.6
LXST2071835020	255/35ZR18	LXUHP-207	94/XL	W	11.27	24.85	/	8.0	10.1	9J	260	10.2
LXST2071845020	255/45ZR18	LXUHP-207	99	W	12.25	27.01	/	8.0	10.1	8 1/2J	255	10.0
LXST2071855010	255/55ZR18	LXUHP-207	109/XL	V	14.51	31.99	/	8.0	10.1	8J	265	10.4
LXST2071835030	265/35ZR18	LXUHP-207	97/XL	W	12.04	26.54	/	8.0	10.1	9 1/2J	271	10.7
LXST2071835040	285/35ZR18	LXUHP-207	101/XL	W	12.88	28.40	/	8.3	10.5	10J	290	11.4
LXST2071945010	235/45ZR19	LXUHP-207	99/XL	W	11.52	25.40	/	8.0	10.1	8J	236	9.3
LXST2061675030	LT265/75R16	LXHT-206	123/120	Q	21.31	46.98	10PR/LRE	10.7	13.5	7 1/2J	267	10.5
LXST2061780010	LT235/80R17	LXHT-206	120/117	Q	18.69	41.20	10PR/LRE	9.9	12.5	6 1/2J	235	9.3
LXST2061770030	LT245/70R17	LXHT-206	119/116	S	18.35	40.45	10PR/LRE	10.7	13.5	7J	248	9.8
LXST2061775010	LT245/75R17	LXHT-206	121/118	Q	19.63	43.28	10PR/LRE	10.7	13.5	7J	248	9.8
LXST2061770040	LT265/70R17	LXHT-206	121/118	Q	21.78	48.02	10PR/LRE	10.7	13.5	8J	272	10.7
LXSTAT1575010	215/75R15	TERRAIN BEAST AT	100	T	13.72	30.25	/	8.3	10.5	6J	216	8.5
LXSTAT1575020	LT235/75R15	TERRAIN BEAST AT	110/107	S	17.56	38.71	8PR/LRD	11.2	14.1	6 1/2J	235	9.3
LXSTAT1675010	LT265/75R16	TERRAIN BEAST AT	123/120	S	22.00	48.50	10PR/LRE	12.8	16.1	7 1/2J	267	10.5
LXSTAT1675020	LT285/75R16	TERRAIN BEAST AT	126/123	S	24.40	53.79	10PR/LRE	13.7	17.3	8J	286	11.3
LXSTAT1770010	LT265/70R17	TERRAIN BEAST AT	121/118	S	21.80	48.06	10PR/LRE	12.8	16.1	8J	272	10.7
LXSTAT1770020	LT285/70R17	TERRAIN BEAST AT	121/118	Q	25.12	55.38	10PR/LRE	13.7	17.3	8 1/2J	292	11.5
LXSTAT1865010	LT275/65R18	TERRAIN BEAST AT	123/120	S	23.39	51.57	10PR/LRE	12.8	16.1	8J	279	11.0
LXSTAT1870010	LT275/70R18	TERRAIN BEAST AT	125/122	S	23.80	52.47	10PR/LRE	12.8	16.1	8J	279	11.0
LXSTAT2065010	LT275/65R20	TERRAIN BEAST AT	126/123	S	25.54	56.31	10PR/LRE	12.8	16.1	8J	279	11.0

TECHNICAL DATA

Overall Dia. (mm)	inch	Max. Load		Max. Load (DURL)		Max. Air Pressure		Static Loaded Radius		Theoretical Rolling Radius	UTQG	M+S	EAN	UPC
		(kg)	(lbs (S))	(kg)	(lbs (S))	(kPa)	(psi)	(mm (mm))	(inch)					
584	23.0	500	1102	/	/	340	49	267	10.5	283	500AA	✓	8859295808776	8859295808776
578	22.8	475	1047	/	/	300	44	265	10.4	281	500AA	✓	8859295808790	8859295808790
596	23.5	530	1168	/	/	300	44	272	10.7	289	500AA	✓	8859295808783	8859295808783
616	24.3	560	1235	/	/	300	44	279	11.0	299	500AA	✓	8859295808820	8859295808820
590	23.2	530	1168	/	/	300	44	269	10.6	286	500AA	✓	8859295808806	8859295808806
630	24.8	615	1356	/	/	300	44	285	11.2	306	500AA	✓	8859295808813	8859295808813
644	25.4	750	1653	/	/	340	49	290	11.4	313	500AA	✓	8859295808837	8859295808837
585	23.0	475	1047	/	/	300	44	270	10.6	284	500AA	✓	8859295810274	8859295810274
603	23.7	500	1102	/	/	300	44	277	10.9	293	500AA	✓	8859295810267	8859295810267
621	24.4	560	1235	/	/	300	44	284	11.2	301	500AA	✓	8859295808899	8859295808899
615	24.2	560	1235	/	/	300	44	282	11.1	299	500AA	✓	8859295808905	8859295808905
635	25.0	615	1356	/	/	300	44	290	11.4	308	500AA	✓	8859295808912	8859295808912
627	24.7	615	1356	/	/	300	44	286	11.3	304	500AA	✓	8859295808943	8859295808943
647	25.5	670	1477	/	/	300	44	294	11.6	314	500AA	✓	8859295808950	8859295808950
661	26.0	800	1764	/	/	340	49	300	11.8	321	500AA	✓	8859295808967	8859295808967
610	24.0	487	1074	/	/	300	44	283	11.1	296	500AA	✓	8859295810281	8859295810281
620	24.4	545	1201	/	/	300	44	287	11.3	301	500AA	✓	8859295810298	8859295810298
590	23.2	545	1201	/	/	340	49	275	10.8	286	500AA	✓	8859295810304	8859295810304
612	24.1	545	1201	/	/	300	44	283	11.2	297	500AA	✓	8859295808851	8859295808851
632	24.9	615	1356	/	/	300	44	291	11.5	307	500AA	✓	8859295810250	8859295810250
652	25.7	630	1389	/	/	300	44	299	11.8	317				

TECHNICAL DATA

ARTICLE #	UPC CODE	SIZE	PATTERN	TECHNICAL DATA		UTQG	M + S	Standard Rim	Section width	
				LI	SR				mm	inches
LXG1011301	841611101430	175/70R13	LXM-101	82	T	420 AA	✓	5.00B	177	6.97
LXG1011307	841611101478	185/70R13	LXM-101	86	T	420 AA	✓	5.50B	189	7.44
LXG1011404	841611101539	175/65R14	LXM-101	82	T	420 AA	✓	5J	177	6.97
LXG1011405	841611101447	175/70R14	LXM-101	84	T	420 AA	✓	5J	177	6.97
LXG1011402	841611101454	185/60R14	LXM-101	82	H	420 AA	✓	5 1/2J	189	7.44
LXG1011401	841611101461	185/65R14	LXM-101	86	T	420 AA	✓	5 1/2J	189	7.44
LXG1011403	841611101485	185/70R14	LXM-101	88	T	420 AA	✓	5 1/2J	189	7.44
LXG1011406	841611101492	195/60R14	LXM-101	86	T	420 AA	✓	6J	201	7.91
LXG1011407	841611101508	195/70R14	LXM-101	91	T	420 AA	✓	6J	201	7.91
LXG1011408	841611101515	205/70R14	LXM-101	98	T	420 AA	✓	6J	209	8.23
LXG1011501	841611101522	205/70R15	LXM-101	96	T	420 AA	✓	6J	209	8.23
LXG1021602	841611101638	205/50ZR16	LXHP-102	91	W	280 AA	✓	6 1/2J	214	8.43
LXG1021603	841611101645	225/55ZR16	LXHP-102	99	W	280 AA	✓	7J	233	9.17
LXG1031508	841611101805	185/60R15	LXTR-103	84	H	380 AA	✓	5 1/2J	189	7.44
LXG1031501	841611101683	185/65R15	LXTR-103	88	H	380 AA	✓	5 1/2J	189	7.44
LXG1031502	841611101690	195/55R15	LXTR-103	85	V	380 AA		6J	201	7.91
LXG1031503	841611101706	195/60R15	LXTR-103	88	V	380 AA	✓	6J	201	7.91
LXG1031504	841611101713	195/65R15	LXTR-103	91	V	380 AA		6J	201	7.91
LXG1031505	841611101737	205/60R15	LXTR-103	91	H	380 AA		6J	209	8.23
LXG1031506	841611101751	205/65R15	LXTR-103	94	V	380 AA	✓	6J	209	8.23
LXG1031507	841611101775	215/65R15	LXTR-103	96	V	380 AA		6 1/2J	221	8.70
LXG1031601	841611101720	205/55R16	LXTR-103	91	V	380 AA	✓	6 1/2J	214	8.43
LXG1031602	841611101744	205/60R16	LXTR-103	92	V	380 AA	✓	6J	209	8.23
LXG1031606	841611101812	205/65R16	LXTR-103	95	T	380 AA	✓	6J	209	8.23
LXG1031603	841611101768	215/60R16	LXTR-103	95	V	380 AA	✓	6 1/2J	221	8.70
LXG1031604	841611101799	225/60R16	LXTR-103	98	V	380 AA	✓	6 1/2J	228	8.98
LXG1031605	841611101782	215/65R16	LXTR-103	98	H	380 AA		6 1/2J	221	8.70
LXG1041401	841611101652	185R14C	LXCT-104		Q		✓	5 1/2J	188	7.40
LXG1041402	841611101676	195R14C	LXCT-104	106/104	Q		✓	5 1/2J	198	7.80
LXG1051301	841611101546	ST175/80R13	LXST-105	91/87	L			5.00B	177	6.97
LXG1051401	841611101553	ST205/75R14	LXST-105	100/96	L			5 1/2J	203	7.99
LXG1051402	841611101577	ST215/75R14	LXST-105	102/98	L			6J	216	8.50
LXG1051501	841611101560	ST205/75R15	LXST-105	101/97	L			5 1/2J	203	7.99
LXG1051502	841611101621	ST205/75R15	LXST-105	107/102	L			5 1/2J	203	7.99
LXG1051502	841611101584	ST225/75R15	LXST-105	113/108	L			6J	223	8.78
LXG1051501	841611101614	ST225/75R15	LXST-105	117/112	L			6J	223	8.78
LXG1051601	841611101591	ST235/80R16	LXST-105	124/120	L			6 1/2J	235	9.25
LXG1051602	841611101607	ST235/85R16	LXST-105	125/121	L			6 1/2J	235	9.25
LXG1061501	841611101867	31*10.50R15LT	LXHT-106	109	Q			8 1/2J	268	10.55
LXG1061504	841611102109	P215/75R15	LXHT-106	100	T	420 AA	✓	6J	216	8.50
LXG1061502	841611101980	P235/75R15	LXHT-106	105	T	420 AA	✓	6 1/2J	235	9.25
LXG1061601	841611101829	LT215/85R16	LXHT-106	115/112	Q		✓	6J	216	8.50
LXG1061613	841611101836	LT225/75R16	LXHT-106	115/112	Q			6J	223	8.78
LXG1061603	841611101843	LT235/85R16	LXHT-106	120/116	Q		✓	6 1/2J	235	9.25
LXG1061614	841611101942	LT245/75R16	LXHT-106	120/116	Q		✓	7J	248	9.76
LXG1061604	841611101850	LT265/75R16	LXHT-106	123/120	Q		✓	7 1/2J	267	10.51
LXG1061608	841611101874	P215/70R16	LXHT-106	99	T	420 AA	✓	6 1/2J	221	8.70
LXG1061609	841611101881	P225/70R16	LXHT-106	101	T	420 AA	✓	6 1/2J	228	8.98
LXG1061610	841611102086	P225/75R16	LXHT-106	104	T	420 AA	✓	6J	223	8.78
LXG1061605	841611101898	P235/70R16	LXHT-106	107	T	420 AA	✓	7J	240	9.45
LXG1061605	841611102079	P235/70R16	LXHT-106	104	T	420 AA	✓	7J	240	9.45
LXG1061606	841611101904	P245/70R16	LXHT-106	106	T	420 AA	✓	7J	248	9.76
LXG1061611	841611101911	P255/65R16	LXHT-106	106	T	420 AA	✓	7 1/2J	260	10.24
LXG1061612	841611101928	P255/70R16	LXHT-106	109	T	420 AA	✓	7 1/2J	260	10.24
LXG1061607	841611101935	P265/70R16	LXHT-106	111	T	420 AA		8J	272	10.71
LXG1061701	841611101959	LT235/80R17	LXHT-106	120/117	Q		✓	6 1/2J	235	9.25
LXG1061711	841611102093	LT245/70R17	LXHT-106	119/116	Q			7J	248	9.76
LXG1061702	841611101966	LT245/75R17	LXHT-106	121/118	Q		✓	7J	248	9.76

TECHNICAL DATA

Overall Diameter	Overall Diameter	Tread Depth	Tread Depth	Max Load	Max Load	Max Pressure	Max Pressure	Weight	Weight
578	22.76	8	10/32"	437	961	300	43.51	6	13.80
576	22.68	8	10/32"	475	1045	300	43.51	7	14.77
590	23.23	8	10/32"	530	1166	300	43.51	7	16.51
584	22.99	8	10/32"	475	1045	300	43.51	7	15.19
602	23.70	8	10/32"	500	1100	300	43.51	7	16.29
578	22.76	8	10/32"	475	1045	300	43.51	7	16.38
596	23.46	8	10/32"	530	1166	300	43.51	8	17.02
616	24.25	8	10/32"	560	1232	300	43.51	8	18.08
590	23.23	8	10/32"	530	1166	300	43.51	8	17.33
630	24.80	8	10/32"	615	1353	300	43.51	8	18.28
644	25.35	8	10/32"	750	1650	340	49.31	9	20.90
669	26.34	8	10/32"	710	1562	300	43.51	10	21.58
612	24.09	8	10/32"	545	1199	340	49.31	9	20.50
654	25.75	8	10/32"	690	1518	340	49.31	12	25.68
603	23.74	8	10/32"	500	1100	300	43.51	8	17.09
621	24.45	8	10/32"	560	1232	300	43.51	9	18.76
595	23.43	8	10/32"	515	1133	300	43.51	8	17.68
615	24.21	8	10/32"	560	1232	300	43.51	9	18.81
635	25.00	8	10/32"	615	1353	300	43.51	9	19.27
627	24.69	8	10/32"	615	1353	300	43.51	9	20.19
647	25.47	8	10/32"	670	1474	300	43.51	10	22.18
661	26.02	8	10/32"	710	1562	300	43.51	11	23.90
632	24.88	8	10/32"	615	1353	300	43.51	9	20.55
652	25.67	8	10/32"	630	1386	300	43.51	10	21.80
672	26.46	8	10/32"	690	1518	300	43.51	11	23.50
664	26.14	8	10/32"	690	1518	300	43.51	11	23.48
676	26.61	8	10/32"	750	1650	300	43.51	11	24.69
686	27.01	8	10/32"	750	1650	300	43.51	11	23.74
650	25.59	9	11/32"	850/800	1874/1764	450	65.27	11	24.29
666	26.22	9	11/32"	950/900	2094/1984	450	65.27	11	24.93
610	24.02	8	10/32"	615/545	1356/1202	350	50.76	7	16.23
664	26.14	8	10/32"	800/710	1764/1565	350	50.76	10	20.97
678	26.69	8	10/32"	850/750	1874/1653	350	50.76	10	23.10
689	27.13	8	10/32"	825/730	1819/1609	350	50.76	10	21.91
689	27.13	8	10/32"	975/850	2150/1874	450	65.27	10	22.86
719	28.31	8	10/32"	115/1000	2458/2205	450	65.27	13	28.68
719	28.31	8	10/32"	1285/1120	2833/2469	550	79.77	13	28.53
782	30.79	8	10/32"	1550/1360	3417/2998	550	79.77	17	36.97
806	31.73	8	10/32"	1650/1450	3638/3197	550	79.77	18	39.02
775	30.51	10	12/32"	1030	2266	350	50.76	17	38.01
703	27.68	9	11/32"	800	1760	300	43.51	12	25.55
733	28.86	9	11/32"	925	2035	300	43.51	15	32.01
772	30.39	10	12/32"	1215/1120	2679/2469	550	79.77	17	37.41
744	29.29	10	12/32"	1215/1120	2679/2469	550	79.77	16	35.76
806	31.73	10	12/32"	1380/1260	3042/2778	550	79.77	19	42.04
774	30.47	10	12/32"	1380/1260	3042/2778	550	79.77	19	41.38
804	31.65	10	12/32"	1550/1400	3417/3086	550	79.77	20	45.04
708	27.87	9	11/32"	775	1705	300	43.51	13	29.26
722	28.43	9	11/32"	825	1815	300	43.51	14	30.45
744	29.29	9	11/32"	900	1980	300	43.51	15	33.14
736	28.98	9	11/32"	975	2145	340	49.31	15	33.33
736	28.98	9	11/32"	975	2145	340	49.31	15	32.32
750	29.53	9	11/32"	950	2090	300	43.51	15	33.60
738	29.06	9	11/32"	950	2090				

TECHNICAL DATA

ARTICLE #	UPC CODE	SIZE	PATTERN	TECHNICAL DATA		UTQG	M + S	Standard Rim	Section width	
				LI	SR				mm	inches
LXG1061703	841611101973	LT265/70R17	LXHT-106	121/118	Q			8J	272	10.71
LXG1061704	841611101997	P225/65R17	LXHT-106	102	T	420 A A	✓	6 1/2J	228	8.98
LXG1061705	841611102000	P235/60R17	LXHT-106	100	T	420 A A		7J	240	9.45
LXG1061706	841611102017	P235/65R17	LXHT-106	103	T	420 A A	✓	7J	240	9.45
LXG1061707	841611102024	P245/65R17	LXHT-106	105	T	420 A A	✓	7J	248	9.76
LXG1061708	841611102031	P265/65R17	LXHT-106	110	T	420 A A	✓	8J	272	10.71
LXG1061709	841611102048	P265/70R17	LXHT-106	113	T	420 A A		8J	272	10.71
LXG1061801	841611102055	P235/60R18	LXHT-106	102	T	420 A A	✓	7J	240	9.45
LXG1061802	841611102062	P235/65R18	LXHT-106	104	T	420 A A	✓	7J	240	9.45
LXG1071601	N/A	215/55R16	LXUHP-107	93	W	300 A A	✓	6 1/2J	214	8.43
LXG1071709	841611102369	205/40R17	LXUHP-107	84	W	300 A A	✓	7 1/2J	212	8.35
LXG1071711	841611102383	205/45R17	LXUHP-107	84	W	300 A A	✓	7J	206	8.11
LXG1071701	841611102116	205/50R17	LXUHP-107	93	W	300 A A	✓	6 1/2J	214	8.43
LXG1071710	841611102376	215/40R17	LXUHP-107	83	W	300 A A	✓	7 1/2J	218	8.58
LXG1071703	841611102161	215/45R17	LXUHP-107	91	W	300 A A	✓	7J	213	8.39
LXG1071704	841611102178	215/55R17	LXUHP-107	94	W	300 A A	✓	7J	226	8.90
LXG1071705	841611102185	225/45R17	LXUHP-107	94	W	300 A A	✓	7 1/2J	225	8.86
LXG1071706	841611102192	225/50R17	LXUHP-107	94	W	300 A A	✓	7J	233	9.17
LXG1071707	841611102208	225/55R17	LXUHP-107	97	V	300 A A	✓	7J	233	9.17
LXG1071708	841611102215	235/45R17	LXUHP-107	97	W	300 A A	✓	8J	236	9.29
LXG1071702	841611102123	235/55R17	LXUHP-107	99	V	300 A A	✓	7 1/2J	245	9.65
LXG1071807	841611102321	215/35R18	LXUHP-107	84	W	300 A A	✓	7 1/2J	218	8.58
LXG1071809	841611102345	215/40R18	LXUHP-107	89	W	300 A A	✓	7 1/2J	218	8.58
LXG1071810	841611102352	215/45R18	LXUHP-107	93	W	300 A A	✓	7J	213	8.39
LXG1071803	841611102222	225/40R18	LXUHP-107	92	W	300 A A	✓	8J	230	9.06
LXG1071801	841611102130	225/45R18	LXUHP-107	95	W	300 A A	✓	7 1/2J	225	8.86
LXG1071804	841611102239	235/40R18	LXUHP-107	95	W	300 A A	✓	8 1/2J	241	9.49
LXG1071808	841611102338	235/50R18	LXUHP-107	97	V	300 A A	✓	7 1/2J	245	9.65
LXG1071805	841611102246	245/40R18	LXUHP-107	97	W	300 A A	✓	8 1/2J	248	9.76
LXG1071806	841611102253	245/45R18	LXUHP-107	100	W	300 A A	✓	8J	243	9.57
LXG1071802	841611102147	255/55R18	LXUHP-107	105	V	300 A A	✓	8J	265	10.43
LXG1071903	841611102314	225/35R19	LXUHP-107	84	W	300 A A	✓	8J	230	9.06
LXG1071901	841611102291	235/35R19	LXUHP-107	91	W	300 A A	✓	8 1/2J	241	9.49
LXG1071902	841611102307	245/35R19	LXUHP-107	93	W	300 A A	✓	8 1/2J	248	9.76
LXG1072000	841611102260	225/35R20	LXUHP-107	90	W	300 A A	✓	8J	230	9.06
LXG1072002	841611102277	235/35R20	LXUHP-107	92	W	300 A A	✓	8 1/2J	241	9.49
LXG1072001	841611102154	245/35R20	LXUHP-107	95	W	300 A A	✓	8 1/2J	248	9.76
LXG1072001	841611102284	255/35R20	LXUHP-107	97	W	300 A A	✓	9J	260	10.24

TECHNICAL DATA

Overall Diameter	Overall Diameter	Tread Depth	Tread Depth	Max Load	Max Load	Max Pressure	Max Pressure	Weight	Weight
804	31.65	10	12/32"	1450/1320	2998/2910	550	79.77	22	47.77
724	28.50	9	11/32"	850	1870	300	43.51	14	31.55
714	28.11	9	11/32"	800	1760	300	43.51	14	31.20
738	29.06	9	11/32"	875	1925	300	43.51	15	32.36
750	29.53	9	11/32"	925	2035	300	43.51	15	33.36
776	30.55	9	11/32"	1060	2332	300	43.51	17	38.23
804	31.65	9	11/32"	1150	2530	300	43.51	18	40.37
739	29.09	9	11/32"	850	1870	300	43.51	15	32.28
763	30.04	9	11/32"	900	1980	300	43.51	15	33.66
632	24.88	8	10/32"	615	1353	300	43.51	9	20.55
596	23.46	8	10/32"	500	1100	340	49.31	9	19.84
616	24.25	8	10/32"	500	1100	300	43.51	10	21.54
638	25.12	8	10/32"	650	1430	340	49.31	11	23.32
604	23.78	8	10/32"	487	1071	300	43.51	10	21.91
626	24.65	8	10/32"	545	1199	340	49.31	10	22.60
668	26.30	8	10/32"	670	1474	300	43.51	11	24.87
634	24.96	8	10/32"	615	1353	340	49.31	11	24.05
658	25.91	8	10/32"	670	1474	300	43.51	12	25.44
680	26.77	8	10/32"	730	1606	300	43.51	12	26.98
644	25.35	8	10/32"	730	1606	340	49.31	11	25.00
690	27.17	8	10/32"	775	1705	300	43.51	13	28.66
607	23.90	8	10/32"	500	1100	340	49.31	10	22.40
629	24.76	8	10/32"	580	1276	340	49.31	10	22.29
651	25.63	8	10/32"	650	1430	340	49.31	11	23.68
637	25.08	8	10/32"	560	1232	340	49.31	11	23.39
659	25.94	8	10/32"	690	1518	340	49.31	12	25.68
645	25.39	8	10/32"	615	1353	340	49.31	12	25.93
693	27.28	8	10/32"	730	1606	300	43.51	13	27.62
653	25.71	8	10/32"	650	1430	340	49.31	13	28.11
677	26.65	8	10/32"	710	1562	340	49.31	13	28.29
737	29.02	8	10/32"	925	2035	300	43.51	15	33.33
641	25.24	8	10/32"	500	1100	300	43.51	11	24.47
647	25.47	8	10/32"	615	1353	340	49.31	11	25.33
655	25.79	8	10/32"	650	1430	340	49.31	11	25.09
666	26.22	8	10/32"	600	1320	340	49.31	12	25.53
672	26.46	8	10/32"	630	1386	340	49.31	12	26.52
680	26.77	8	10/32"	690	1518	340	49.31	12	26.41
686	27.01	8	10/32"	730	1606	340	49.31	13	29.17

Item #	UPC NO.	Size	Load Range/ Ply Rating	Load Index/ Speed rating	Weight	Sidewall	MaxLoad (lbs)	MaxLoad (kgs)
LXGATP1701	0841611116243	265/70R17	B	115S	17.09	B	2679	1215
		265/65R17	B	112T	16.76	B	2756	1120
		265/70R16	B	112T	16.26	B	2469	1120
LXGATP2002	0841611116212	265/50R20	XL	111S	16.99	B	2403	1090
		LT265/75R16	E	123/120Q	22.05	B	3417/3086	1550/1400
		LT285/75R16	E	126/123Q	24.3	B	3748/3417	1700/1550
LXGATP1801	0841611116205	285/60R18	XL	120S	18.45	B	3086	1400
LXGATP1702	0841611116236	LT285/70R17	E	121/118Q	23.95	B	3195/2910	1450/1320
		275/65R18	B	116T	17.75	B	2756	1250
		265/60R18	B	110T	16.37	B	2337	1060
		255/60R18	XL	112T	15.44	B	2469	1120
		215/65R17	B	99T	12.44	B	1709	775
LXGATP1802	0841611116199	305/60R18	B	120S	20.3	B	3086	1400
		215/65R16	B	98T	11.71	B	1653	750
		225/70R16	B	103T	12.55	B	1929	875
		275/55R20	XL	117S	17.75	B	2833	1285
LXGATP2001	0841611116229	285/55R20	XL	119S	18.43	B	2998	1360
LXGATP2003	0841611116182	305/50R20	XL	120S	19.44	B	3086	1400
		LT285/60R18	E	122/119Q		B	3306/2998	1500/1360
		LT325/60R18	E	124/121Q		B	3525/3195	1600/1450
		LT325/65R18	E	127/124Q		B	3195/2910	1450/1320

Max Press (psi)	Max Press (Kpa)	Rim Width (in)	Section Width (in)	Section Width (MM)	Overall Diameter (in)	Overall Diameter (MM)	Tread Depth (32ND)	Tread Depth (MM)	UTQG
44	300	8J	10.71	272	31.65	804	12.6	10	460 A A
44	300	8J	10.71	272	30.55	776	12.6	10	460 A A
44	300	8J	10.71	272	30.63	778	12.6	10	460 A A
50	340	8½J	10.91	277	30.47	774	12.6	10	400 A A
80	550	7½J	10.51	267	31.65	804	15.7	12.5	
80	550	8J	11.26	286	32.83	834	15.7	12.5	
50	340	8½J	11.50	292	31.46	799	12.6	10	460 A A
65	550	8½J	11.50	292	32.76	832	15.7	12.5	
44	300	8J	10.98	279	32.09	815	12.6	10	400 A A
44	300	8J	10.71	272	30.51	775	12.6	10	400 A A
50	340	7 ½J	10.24	260	30.04	763	12.6	10	400 A A
44	300	6 ½J	8.70	221	28.03	712	11.3	9	400 A A
44	300	8½J	12.24	311	32.40	823	12.6	10	460 A A
44	300	6 ½J	8.70	221	27.01	686	11.3	9	400 A A
44	300	6 ½J	8.98	228	28.43	722	11.3	9	400 A A
50	340	8½J	11.18	284	31.89	810	12.6	10	400 A A
50	340	9J	11.69	297	32.36	822	12.6	10	400 A A
50	340	9½J	12.44	316	32.05	814	12.6	10	400 A A
80	550	8½J	11.50	292	31.46	799	15.7	12.5	
65	450	9½J	13.03	331	33.35	847	15.7	12.5	
50	350	9½J	13.03	331	34.61	879			