



# INSTALLATION INSTRUCTIONS

## Part Number: VF3008

This filter fits:

SEE CATALOG FOR CURRENT APPLICATIONS

K&N® [Cabin Air Filters](#) replace your vehicle's stock cabin filter with a reusable design that cleans and freshens incoming air. They are electrostatically charged to grab and hold dust particles. K&N® cabin air filters help control odors while they help capture most mold, mildew, fungus, spores, bacteria and germs. When they get dirty they can be cleaned and reused and best of all, they come with a 10 year/100,000 mile limited warranty.

**When applicable, refer to owner's manual for manufactures installation/removal instructions. The following are helpful steps when replacing/servicing cabin air filter with K&N® cabin air filter.**

1. Before opening the hood, locate and remove clip located on the corner of the access panel located on the passenger side of vehicle. Fig. 1 **NOTE: On some models this may be a push rod clip or a screw cap clip.**
2. Open hood of vehicle.
3. Locate the access panel on the passenger side of vehicle and remove the five clips. Fig. 2&3  
**NOTE: On some models these may be push rod clips or screw cap clips.**
4. Prop up the access panel to expose cabin filter. Fig. 4
5. Locate retaining tabs on cabin filter and detach the tabs off of cabin filter housing to remove dirty cabin filter. Fig. 5&6  
**NOTE: Remove any debris that might be present inside the cabin filter housing.**
6. Install K&N® Cabin Filter. Cabin filter will only fit in one direction. Fig. 7
7. Reverse steps 1-4 to complete cabin filter installation. With the cabin filter installed, clean an area on the housing and apply the K&N® Stop Decal. The decal will help notify others that this is a reusable cabin filter.




Fig.1




Fig.2




Fig.3




Fig.4




Fig.5



Fig.6



Fig.7

Please visit our website [knfilters.com](http://knfilters.com) for a complete listing of other K&N® products for your vehicle, such as oil filters, air filters, and intake kits. We recommend refreshing your K&N® Cabin Air Filter every 12 months, or 12,000 miles. Use K&N® Refresher kit pt.# 99-6000 which includes the easy to follow instructions.