
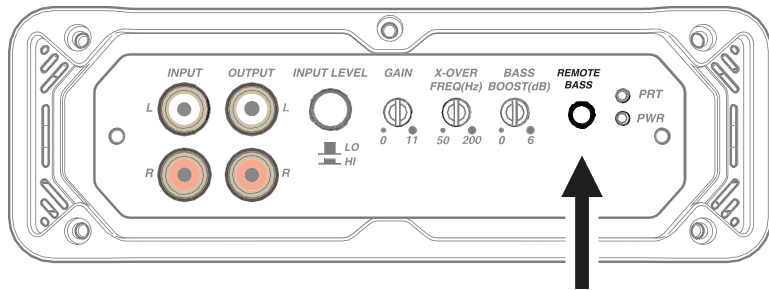


WARNING: KICKER products are capable of producing sound levels that can permanently damage your hearing! Turning up a system to a level that has audible distortion is more damaging to your ears than listening to an undistorted system at the same volume level. The threshold of pain is always an indicator that the sound level is too loud and may permanently damage your hearing. Please use common sense when controlling volume.

With the CXARC remote bass level control, you have the ability to attenuate the output level of the amplifier remotely. To surface-mount the CXARC remote bass level control, simply screw the remote to the chosen location, then run the cable from the controller to the "Remote Bass" jack on the amplifier panel. Do **NOT** connect/disconnect while the amplifier is on. Connecting the 3.5mm cable without the remote knob will cause the amplifier to output at full gain, possibly damaging your speakers.

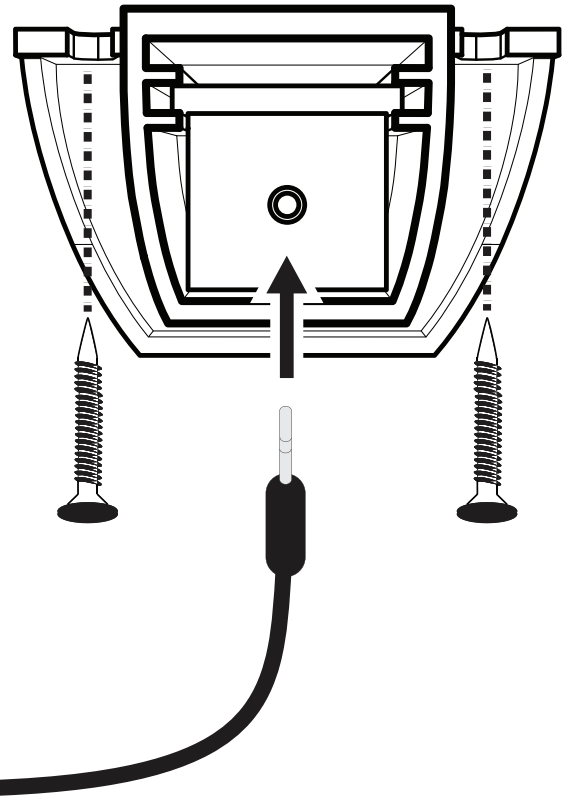


Surface-mount the CXARC remote using the supplied screws.



Remote cable passes audio; do not run cable parallel to power wires.

back view



Connect the supplied 1/8th inch [3.5mm] patch cable to the CXARC remote and the Remote Bass jack on the amplifier.