

**PRO SUPER HUB-SHARK™ PARTS LIST**



★ **H-1**  
**7326-4**  
**Hub Installer**



7325-10  
 Inner Race  
 Adapter



7325-16  
 Ford Axle  
 Installer 1-3/4



HPA-1  
 7325-8  
 Adapter Small



HPA-2  
 7325-9  
 Adapter Large



7325-2  
 7/8" Main Screw



7325-17  
 7/8" Nut



7325-14  
 Small 7/8"  
 Nut



7325-28  
 Large Washer



★ **7326-10**  
**Thrust Bearing**



★ **7326-12**  
**3/4" Main Screw**



★ **7326-11**  
**3/4" Nut**



★ **NEW COMPONENT**























\*7325-15A Stud is 1/2" diameter.

**SLEEVE**

**ADAPTER**

**INSTALLER**

**REMOVER**

<p><b>CHRYSLER</b></p>	 S-1 7325-24	 ★ C-1** 7326-2	 IN-1 7325-25	 R-1 7325-23
<p><b>FORD</b></p>	 S-2 7325-31	 A-2 7325-30	 IN-2 7325-33	 R-2 7325-32
<p><b>FORD SPECIAL (EXPLORER)</b></p>	 ★ S-6 7326-8	 ★ C-2 7326-3	 ★ IN-6 7326-5	<p>SELECT BEST REMOVER</p>
<p><b>HONDA</b></p>	 S-3 7325-35	 A-3 7325-34	 IN-3 7325-36	 R-3 7325-37
<p><b>HONDA SPECIAL</b></p>	 ★ S-5 7326-7	 ★ A-5 7326-1	<p>SELECT BEST COMPONENT</p>	<p>SELECT BEST REMOVER</p>
<p><b>VOLKSWAGEN</b></p>	 S-4 7325-39	<p>C-1** ADAPTER (SEE ABOVE)</p>	 IN-4 7325-41	 R-4 7325-40
<p><b>MEDIUM BEARINGS</b></p>	 ★ S-7 7326-9	<p>C-2 ADAPTER (SEE ABOVE)</p>	 ★ IN-7 7326-6	<p>SELECT BEST REMOVER</p>