

FIND A PACKAGE

	LOW	M/H	MINI
	Page #		
Base (Shelves & Partition)	11	18	22
Cable	17	19	--
Deluxe Commercial	--	--	23
Electrical Contractor	14	20	24
EZ General Service	15	--	--
General Service	12	18	24
HVAC	--	20	23
Security	17	19	--
Tradesman	13	--	--

KEYS: LOW = **FULL-SIZED LOW ROOF**
M/H = **FULL-SIZED MID/HIGH ROOF**
MINI = **MINI CARGO VAN**

KARGO MASTER PACKAGES MAKE IT EASY TO CHOOSE.

Our professional designers and product engineers have created customized van packages for specific service categories to help you easily outfit a van based on input from experienced industry tradesmen. These packages make one more efficient, more productive, more profitable and save wear and tear on your back and knees.

The chart on the left will help you locate available packages in the catalog by vehicle type. Naturally, since all **Kargo Master** products are modular, one can easily mix and match parts to one's liking either by building a custom configuration, or by adding parts to one of the available packages.

To view pre-configured packages, first choose your van type by roof height: **LOW ROOF (PAGES 11-17)**, **MID/HIGH ROOF (PAGES 18-21)** or **MINI CARGO VANS (PAGES 22-25)**. Then thumb through the offerings until you find a package that meets your requirements.

Please note, all standard shelving for **LOW ROOF** and **MINI CARGO VANS** is 46" high ... for **MID/HIGH ROOF** vans the shelving is 60" high.

BASE PACKAGES 46" H Shelves

PACKAGE	PKG. PART #	PARTITION PART #
GM STANDARD WHEEL BASE	4001C	40640 + 4064C
GM LONG WHEEL BASE	4013C	40640 + 4064C
FORD TRANSIT STANDARD WHEEL BASE LOW ROOF	40TRL	40640 + 406TL
FORD TRANSIT LONG WHEEL BASE LOW ROOF	40TLL	40640 + 406TL
NISSAN NV STANDARD WHEEL BASE LOW ROOF	40NVL	40640 + 406NL

IMPORTANT. THESE PARTITION PARTS ARE INCLUDED IN EACH PACKAGE, AND ARE REQUIRED TO BUILD A PACKAGE.

STANDARD WHEEL BASE PACKAGES INCLUDE

Item Qty.	Part #	Description	Item Qty.	Part #	Description
1	(1)	Partition & Wing Kit (see above)	2	(3)	48420 42"W Adjustable Shelf

LONG WHEEL BASE PACKAGES INCLUDE

Item Qty.	Part #	Description	Item Qty.	Part #	Description
1	(1)	Partition & Wing Kit (see above)	2	(3)	48520 52"W Adjustable Shelf



GM EXPRESS STANDARD WHEEL BASE PART #4001C ILLUSTRATED

LOW ROOF Full-Sized Van Packages

COMMERCIAL BIN PACKAGES 46" H Shelves

PACKAGE	PKG. PART #	PARTITION PART #
GM STANDARD WHEEL BASE	4003C	40640 + 4064C
FORD TRANSIT STANDARD WHEEL BASE LOW ROOF	43TRL	40640 + 406TL

IMPORTANT. THESE PARTITION PARTS ARE INCLUDED IN EACH PACKAGE, AND ARE REQUIRED TO BUILD A PACKAGE.

STANDARD WHEEL BASE PACKAGES INCLUDE

Item	Qty.	Part#	Description	Item	Qty.	Part#	Description
1	(1)		Partition & Wing Kit (see above)	4	(1)	40030	Shelf Dividers (Set of 6)
2	(3)	48420	42"W Adjustable Shelf	5	(1)	48180	20" Shelf Lip
3	(1)	40080	Steel 3 Drawer Cabinet				

Optional **Center Panel Lock & Door Lock Kit**, Part #40620 (see page 8)



GM EXPRESS STANDARD WHEEL BASE PART #4003C ILLUSTRATED

GENERAL SERVICE PACKAGES 46" H Shelves

PACKAGE	PKG. PART #	PARTITION PART #
GM STANDARD WHEEL BASE	4004C	40640 + 4064C
FORD TRANSIT STANDARD WHEEL BASE LOW ROOF	44TRL	40640 + 406TL
FORD TRANSIT LONG WHEEL BASE LOW ROOF	41TLL	40640 + 406TL
NISSAN NV STANDARD WHEEL BASE LOW ROOF	44NVL	40640 + 406NL

IMPORTANT. THESE PARTITION PARTS ARE INCLUDED IN EACH PACKAGE, AND ARE REQUIRED TO BUILD A PACKAGE.


STANDARD WHEEL BASE PACKAGES INCLUDE

Item	Qty.	Part #	Description	Item	Qty.	Part #	Description
1	(1)		Partition & Wing Kit (see above)	5	(2)	40010	42"W Shelf Door Kit
2	(3)	48420	42"W Adjustable Shelf	6	(1)	40030	Shelf Dividers (Set of 6)
3	(1)	40070	Steel 2 Drawer Cabinet	7	(2)	40060	3-Prong "J" Hook
4	(1)	40080	Steel 3 Drawer Cabinet				

LONG WHEEL BASE PACKAGES INCLUDE

Item	Qty.	Part #	Description	Item	Qty.	Part #	Description
1	(1)		Partition & Wing Kit (see above)	5	(2)	40040	52"W Shelf Door Kit
2	(3)	48520	52"W Adjustable Shelf	6	(1)	40030	Shelf Dividers (Set of 6)
3	(1)	40070	Steel 2 Drawer Cabinet	7	(2)	40060	3-Prong "J" Hook
4	(1)	40080	Steel 3 Drawer Cabinet				
				(1)		48190	10"W Shelf Lip (not shown)

Optional **Center Panel Lock & Door Lock Kit**, Part #40620 (see page 8)



GM EXPRESS STANDARD WHEEL BASE PART #4004C ILLUSTRATED

TRADESMAN PACKAGES 46" H Shelves

PACKAGE	PKG. PART #	PARTITION PART #
GM STANDARD WHEEL BASE	4010C	40640 + 4064C
FORD TRANSIT STANDARD WHEEL BASE LOW ROOF	41TRL	40640 + 406TL

IMPORTANT. THESE PARTITION PARTS ARE INCLUDED IN EACH PACKAGE, AND ARE REQUIRED TO BUILD A PACKAGE.

STANDARD WHEEL BASE PACKAGES INCLUDE ◀

Item	Qty.	Part#	Description	Item	Qty.	Part#	Description
1	(1)		Partition & Wing Kit (see above)	4	(1)	48200	Plastic Shelf Bin Module
2	(3)	48420	42"W Adjustable Shelf	5	(1)	40010	42"W Shelf Door Kit
3	(1)	40070	Steel 2 Drawer Cabinet				

Optional **Center Panel Lock & Door Lock Kit**, Part #40620 (see page 8)



GM EXPRESS STANDARD WHEEL BASE PART #4010C ILLUSTRATED

HEATING & A/C REPAIR PACKAGES 46" H Shelves

PACKAGE	PKG. PART #	PARTITION PART #
GM STANDARD WHEEL BASE	4006C	40640 + 4064C
FORD TRANSIT STANDARD WHEEL BASE LOW ROOF	46TRL	40640 + 406TL
FORD TRANSIT LONG WHEEL BASE LOW ROOF	45TLL	40640 + 406TL
NISSAN NV STANDARD WHEEL BASE LOW ROOF	46NVL	40640 + 406NL

IMPORTANT. THESE PARTITION PARTS ARE INCLUDED IN EACH PACKAGE, AND ARE REQUIRED TO BUILD A PACKAGE.


STANDARD WHEEL BASE PACKAGES INCLUDE ◀

Item	Qty.	Part#	Description	Item	Qty.	Part#	Description
1	(1)		Partition & Wing Kit (see above)	5	(2)	40080	Steel 3 Drawer Cabinet
2	(3)	48420	42"W Adjustable Shelf	6	(1)	40200	Refrigerant Tank Rack
3	(2)	40010	42"W Shelf Door Kit	7	(1)	40030	Shelf Dividers (Set of 6)
4	(2)	40070	Steel 2 Drawer Cabinet	8	(1)	40060	3-Prong "J" Hook

LONG WHEEL BASE PACKAGES INCLUDE ◀

Item	Qty.	Part#	Description	Item	Qty.	Part#	Description
1	(1)		Partition & Wing Kit (see above)	6	(1)	40200	Refrigerant Tank Rack
2	(3)	48520	52"W Adjustable Shelf	7	(1)	40030	Shelf Dividers (Set of 6)
3	(2)	40040	52"W Shelf Door Kit	8	(1)	40060	3-Prong "J" Hook
4	(2)	40070	Steel 2 Drawer Cabinet		(2)	48190	10"W Shelf Lip (not shown)
5	(2)	40080	Steel 3 Drawer Cabinet				

Optional **Center Panel Lock & Door Lock Kit**, Part #40620 (see page 8)



GM EXPRESS STANDARD WHEEL BASE PART #4006C ILLUSTRATED

LOW ROOF Full-Sized Van Packages

ELECTRIC GAS & APPLIANCE REPAIR PACKAGES 46" H Shelves


PACKAGE	PKG. PART #	PARTITION PART #
GM STANDARD WHEEL BASE	4005C	40640 + 4064C
FORD TRANSIT STANDARD WHEEL BASE LOW ROOF	45TRL	40640 + 406TL

IMPORTANT. THESE PARTITION PARTS ARE INCLUDED IN EACH PACKAGE, AND ARE REQUIRED TO BUILD A PACKAGE.

STANDARD WHEEL BASE PACKAGES INCLUDE

Item	Qty.	Part#	Description	Item	Qty.	Part#	Description
1	(1)		Partition & Wing Kit (see above)	6	(1)	40090	Steel 4 Drawer Cabinet
2	(3)	48420	42" W Adjustable Shelf	7	(1)	40230	Wire Reel Holder 5 Spindle
3	(2)	40010	42" W Shelf Door Kit	8	(1)	40060	3-Prong "J" Hook
4	(1)	40070	Steel 2 Drawer Cabinet	9	(1)	40030	Shelf Dividers (Set of 6)
5	(2)	40080	Steel 3 Drawer Cabinet				

Optional **Center Panel Lock & Door Lock Kit**, Part #40620 (see page 8)



GM EXPRESS STANDARD WHEEL BASE PART #4005C ILLUSTRATED

ELECTRICAL CONTRACTOR PACKAGES 46" H Shelves

PACKAGE	PKG. PART #	PARTITION PART #
FORD TRANSIT LONG WHEEL BASE LOW ROOF	42TLL	40640 + 406TL

IMPORTANT. THESE PARTITION PARTS ARE INCLUDED IN EACH PACKAGE, AND ARE REQUIRED TO BUILD A PACKAGE.

Optional **Center Panel Lock & Door Lock Kit**, Part #40620 (see page 8)

LONG WHEEL BASE PACKAGES INCLUDE

Item	Qty.	Part#	Description	Item	Qty.	Part#	Description
1	(1)		Partition & Wing Kit (see above)	7	(1)	48240	Plastic Bin Shelf Module
2	(3)	48520	52" W Adjustable Shelf	8	(1)	40230	Wire Reel Holder 5 Spindle
3	(2)	40040	52" W Shelf Door Kit	9	(1)	40060	3-Prong "J" Hook
4	(1)	40070	Steel 2 Drawer Cabinet	10	(1)	40030	Shelf Dividers (Set of 6)
5	(1)	40080	Steel 3 Drawer Cabinet	11	(2)	48190	10" W Shelf Lip
6	(1)	40090	Steel 4 Drawer Cabinet				



FORD TRANSIT LONG WHEEL BASE PART #42TLL ILLUSTRATED

EZ GENERAL SERVICE PACKAGES 46" H Shelves

PACKAGE	PKG. PART #	PARTITION PART #
GM STANDARD WHEEL BASE	4007C	40640 + 4064C
FORD TRANSIT STANDARD WHEEL BASE LOW ROOF	47TRL	40640 + 406TL
FORD TRANSIT LONG WHEEL BASE LOW ROOF	48 TLL	40640 + 406TL


IMPORTANT. THESE PARTITION PARTS ARE INCLUDED IN EACH PACKAGE, AND ARE REQUIRED TO BUILD A PACKAGE.

STANDARD WHEEL BASE PACKAGES INCLUDE

Item	Qty.	Part#	Description	Item	Qty.	Part#	Description
1	(1)		Partition & Wing Kit (see above)	5	(1)	40250	Steel Long 3 Drawer
2	(2)	48420	42"W Adjustable Shelf	6	(1)	40260	Rotating Wheel Well Stand
3	(1)	40030	Shelf Dividers (Set of 6)	7	(4)	40310	Plastic Shelf Bin
4	(1)	40060	3-Prong "J" Hook				

LONG WHEEL BASE PACKAGES INCLUDE

Item	Qty.	Part#	Description	Item	Qty.	Part#	Description
1	(1)		Partition & Wing Kit (see above)	5	(1)	40250	Steel Long 3 Drawer
2	(2)	48520	52"W Adjustable Shelf	6	(1)	40260	Rotating Wheel Well Stand
3	(1)	40030	Shelf Dividers (Set of 6)	7	(4)	40310	Plastic Shelf Bin
4	(1)	40060	3-Prong "J" Hook				



Optional
Center Panel Lock
& Door Lock Kit,
Part #40620
(see page 8)

GM EXPRESS STANDARD WHEEL BASE PART #4007C ILLUSTRATED

EZ ALL TRADES PACKAGES 46" H Shelves

PACKAGE	PKG. PART #	PARTITION PART #
GM STANDARD WHEEL BASE	4012C	40640 + 4064C
FORD TRANSIT STANDARD WHEEL BASE LOW ROOF	49TRL	40640 + 406TL
FORD TRANSIT LONG WHEEL BASE LOW ROOF	46TLL	40640 + 406TL
NISSAN NV STANDARD WHEEL BASE	49NVL	40640 + 406NL


IMPORTANT. THESE PARTITION PARTS ARE INCLUDED IN EACH PACKAGE, AND ARE REQUIRED TO BUILD A PACKAGE.

STANDARD WHEEL BASE PACKAGES INCLUDE

Item	Qty.	Part #	Description	Item	Qty.	Part #	Description
1	(1)		Partition & Wing Kit (see above)	3	(1)	40250	Steel Long 3 Drawer
2	(3)	48420	42"W Adjustable Shelf	4	(4)	40310	Plastic Shelf Bin

LONG WHEEL BASE PACKAGES INCLUDE

Item	Qty.	Part #	Description	Item	Qty.	Part #	Description
1	(1)		Partition & Wing Kit (see above)	3	(1)	40250	Steel Long 3 Drawer
2	(3)	48520	52"W Adjustable Shelf	4	(4)	40310	Plastic Shelf Bin



Optional Center Panel Lock & Door Lock Kit,
Part #40620 (see page 8)

GM EXPRESS STANDARD WHEEL BASE PART #4012C ILLUSTRATED

LOW ROOF Full-Sized Van Packages

GENERAL CONTRACTOR PACKAGES 46" H Shelves


PACKAGE	PKG. PART #	PARTITION PART #
GM STANDARD WHEEL BASE	4002C	40640 + 4064C
FORD TRANSIT STANDARD WHEEL BASE LOW ROOF	42TRL	40640 + 406TL

IMPORTANT. THESE PARTITION PARTS ARE INCLUDED IN EACH PACKAGE, AND ARE REQUIRED TO BUILD A PACKAGE.

STANDARD WHEEL BASE PACKAGES INCLUDE

Item	Qty.	Part#	Description	Item	Qty.	Part#	Description
1	(1)		Partition & Wing Kit (see above)	7	(1)	40280	Standing Binder Rack
2	(2)	48420	42" W Adjustable Shelf	8	(1)	40010	42" W Shelf Door Kit
3	(1)	48520	52" W Adjustable Shelf	9	(1)	40040	52" W Shelf Door Kit
4	(1)	40070	Steel 2 Drawer Cabinet	10	(1)	48220	Floor Angle Shelf Lip
5	(1)	40080	Steel 3 Drawer Cabinet	11	(2)	40060	3-Prong "J" Hook
6	(4)	40030	Shelf Dividers (Set of 6)				

Optional Center Panel Lock & Door Lock Kit, Part #40620 (see page 8)



GM EXPRESS STANDARD WHEEL BASE PART #4002C ILLUSTRATED

AMERICA'S MOST POPULAR PACKAGES 46" H Shelves

PACKAGE	PKG. PART #	PARTITION PART #
GM STANDARD WHEEL BASE	4011C	40640 + 4064C
FORD TRANSIT STANDARD WHEEL BASE LOW ROOF	48TRL	40640 + 406TL
FORD TRANSIT LONG WHEEL BASE LOW ROOF	47TLL	40640 + 406TL

IMPORTANT. THESE PARTITION PARTS ARE INCLUDED IN EACH PACKAGE, AND ARE REQUIRED TO BUILD A PACKAGE.

STANDARD WHEEL BASE PACKAGES INCLUDE

Item	Qty.	Part #	Description	Item	Qty.	Part #	Description
1	(1)		Partition & Wing Kit (see above)	5	(2)	40080	Steel 3 Drawer Cabinet
2	(2)	48420	42" W Adjustable Shelf	6	(1)	40010	42" W Shelf Door Kit
3	(1)	48320	32" W Adjustable Shelf	7	(1)	40280	Standing Binder Rack
4	(1)	40220	Cabinet Locker Full Door	8	(1)	40060	3-Prong "J" Hook

LONG WHEEL BASE PACKAGES INCLUDE

Item	Qty.	Part #	Description	Item	Qty.	Part #	Description
1	(1)		Partition & Wing Kit (see above)	5	(2)	40080	Steel 3 Drawer Cabinet
2	(3)	48520	52" W Adjustable Shelf	6	(1)	40040	52" W Shelf Door Kit
	(1)	48190	10" W Shelf Lip	7	(1)	40280	Standing Binder Rack
4	(1)	40220	Cabinet Locker Full Drawer	8	(1)	40060	3-Prong "J" Hook

Optional Center Panel Lock & Door Lock Kit, Part #40620 (see page 8)



GM EXPRESS STANDARD WHEEL BASE PART #4011C ILLUSTRATED

LOW ROOF Full-Sized Van Packages

CABLE PACKAGES 46" H Shelves

PACKAGE	PKG. PART #	PARTITION PART #
FORD TRANSIT LONG WHEEL BASE LOW ROOF	44TLL	40640 + 406TL

IMPORTANT. THESE PARTITION PARTS ARE INCLUDED IN EACH PACKAGE, AND ARE REQUIRED TO BUILD A PACKAGE.

Optional Center Panel Lock & Door Lock Kit,
Part #40620 (see page 8)

▶ LONG WHEEL BASE PACKAGES INCLUDE ◀

Item	Qty.	Part#	Description	Item	Qty.	Part#	Description
1	(1)		Partition & Wing Kit (see above)	5	(1)	40040	52"W Shelf Door Kit
2	(3)	48520	52"W Adjustable Shelf	6	(2)	40070	Steel 2 Drawer Cabinet
3	(1)	40030	Shelf Dividers (Set of 6)	7	(2)	40060	3-Prong "J" Hook
4	(1)	48190	10"W Shelf Lip				



FORD TRANSIT LONG WHEEL BASE PART #44TLL ILLUSTRATED

SECURITY PACKAGES 46" H Shelves

PACKAGE	PKG. PART #	PARTITION PART #
FORD TRANSIT LONG WHEEL BASE LOW ROOF	43TLL	40640 + 406TL

IMPORTANT. THESE PARTITION PARTS ARE INCLUDED IN EACH PACKAGE, AND ARE REQUIRED TO BUILD A PACKAGE.

Optional Center Panel Lock & Door Lock Kit,
Part #40620 (see page 8)

▶ LONG WHEEL BASE PACKAGES INCLUDE ◀

Item	Qty.	Part #	Description	Item	Qty.	Part #	Description
1	(1)		Partition & Wing Kit (see above)	6	(2)	40060	3-Prong "J" Hook
2	(3)	48520	52"W Adjustable Shelf	7	(2)	40070	Steel 2 Drawer Cabinet
3	(2)	40040	52"W Shelf Door Kit	8	(1)	40270	Hanging File Rack
4	(2)	40030	Shelf Dividers (Set of 6)	9	(1)	48190	10"W Shelf Lip
5	(5)	40310	Plastic Shelf Bin				



FORD TRANSIT LONG WHEEL BASE PART #43TLL ILLUSTRATED