


Heated Oval LED Signal Light - Model 274

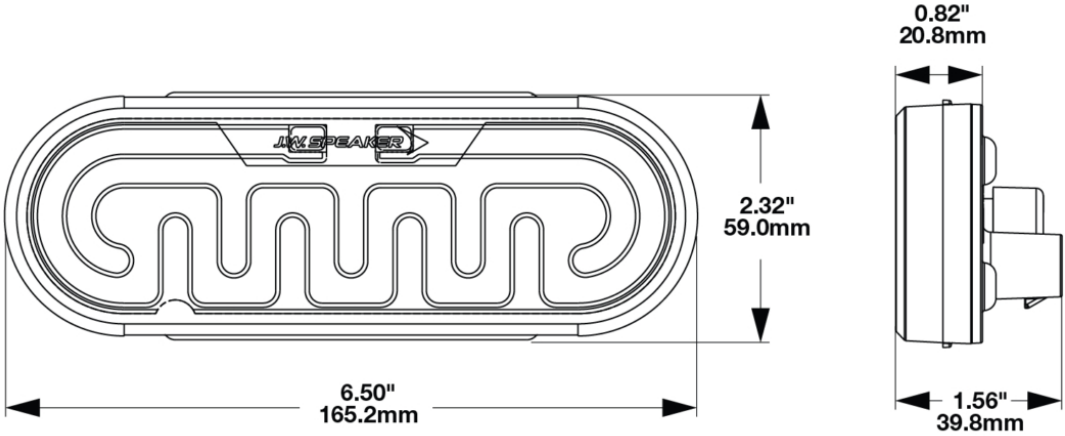
PRODUCT INFORMATION

Description	12-24V DOT LED Heated Red Stop, Tail, & Turn Light
Height	57.00 mm / 2.24 in
Width	165.50 mm / 6.52 in
Depth	21.00 mm / 0.83 in
Shape	Oval
Outer Lens Material	Polycarbonate
Outer Lens Color	Clear
Housing Material	Polycarbonate
Housing Color	Black
Bezel Color	Red
Mounting Type	Grommet/Flange Bracket
Retrofits	Standard 2" x 6" Signal Lights
Minimum Operating Temperature	-40 °C / -40 °F
Maximum Operating Temperature	50 °C / 122 °F
Mating Connector	3-Pin AMP Connector (282087-1)
Product Weight	0.35 lbs / 0.16 kgs
Shipping Weight	1.35 lbs / 0.61 kgs

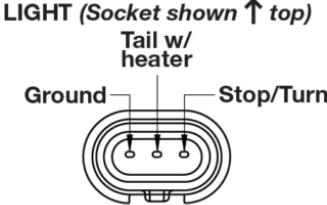


Heated Oval LED Signal Light - Model 274

PRODUCT DIMENSIONS



Pin Out Information



WIRE HARNESS*




*Wire harness sold separately on Part # 0346701.
Wire harness included on Part # 0346704.
Also available as a single accessory (Part # 3270501)

Heated Oval LED Signal Light - Model 274

ELECTRICAL SPECIFICATIONS

Input Voltage	10-30V DC
Operating Voltage	12-24V DC
Transient Spike Protection	150V Peak @ 1 HZ-100 Pulses
Current Draw	0.15A @ 12V DC (Turn) 0.15A @ 24V DC (Turn) 0.15A @ 12V DC (Stop) 0.15A @ 24V DC (Stop) 1.2A @ 12V DC (Tail Heated) 1.2A @ 24V DC (Tail Heated)

REGULATORY STANDARDS COMPLIANCE



Buy America Standards	Eco Friendly
FMVSS 108 s7.1 (Table VII)	FMVSS 108 s7.2 (Table VIII)
FMVSS 108 s7.3 (Table IX)	SAE J585
SAE J586	SAE J588
Tested to ECE Reg. 10 (Radiated Emissions only)	

PHOTOMETRIC SPECIFICATIONS

Beam Pattern(s)	Signalization - Stop Signalization - Tail Signalization - Turn (Rear)
------------------------	---

Heated Oval LED Signal Light - Model 274

APPLICATIONS



Agriculture



Construction



Industrial



Specialty



Truck & Bus

INSTALLATION & APPLICATION INFORMATION

Installation requires the black wire (Tail w/ Heater) to be powered in order for the heater to work. Only power supplied to the black wire will power the heater. If power is not supplied to the heater, the light will not be heated. Current Draws will differ based upon whether or not the heater is powered and activated. Turn off power before installing.

ACCESSORIES



Part Number
4242891

Rubber Mounting
Grommet for Model
274



Part Number
5870261

Plastic Mounting
Flange for Model 274



Part Number
8200581

Steel L-Shaped
Mounting Bracket for
Model 274



Part Number
8200591

Chrome Plastic Trim
Ring for Model 274



Part Number
3270501

3-Pin AMP Connector
Wire Harness
Assembly

Heated Oval LED Signal Light - Model 274

RELATED PRODUCTS



Part Number
0346704
12-24V DOT LED
Heated Red Stop, Tail,
& Turn Light with
Harness



Part Number
0346711
12-24V DOT LED
Heated Amber Rear
Turn Light



Part Number
0346714
12-24V DOT LED
Heated Amber Rear
Turn Light with
Harness



Part Number
0346721
12-24V DOT LED
Heated White Reverse
Light



Part Number
0346724
12-24V DOT LED
Heated White Reverse
Light with Harness



Part Number
0346781
12-24V DOT LED
Heated Amber Front
Position & Front Turn
Signal Light



Part Number
0346784
12-24V DOT LED
Heated Amber Front
Position & Front Turn
Signal Light with
Harness



Part Number
0346791
12-24V DOT LED
Heated Amber Side
Marker Light