



KW-V420BT



Multimedia Receiver featuring 7" WVGA Touch Panel / iDataLink Maestro Ready / Bluetooth / 13-Band EQ

KW-V420BT



Supports Apple Music



Smartphone Integration

Android™ Music Playback via USB (AUTO MODE/AUDIO MODE)

Simply connect your Android smartphone or tablet to the receiver via USB and enjoy a totally "plug and play" music playback solution. The Android Open Accessory Protocol (AOA2) is supported so absolutely no preparation or set-up is necessary – just plug it in and it's ready to play audio files stored on your Android device in what's called "AUDIO MODE". Or, by installing the free JVC Music Play app* available on Google Play, you'll be able to access "AUTO MODE" for added functionality including Folder Up & Down, and Search Artist/Album/Song.



*JVC Music Play app

iDataLink Maestro

iDataLink Maestro – Advanced Vehicle Integration

iDataLink Maestro RR (sold separately) enables to retain factory steering wheel audio controls & factory amplifier, and can even display the vehicle information (performance data, climate controls, battery voltage etc) on the JVC receiver.

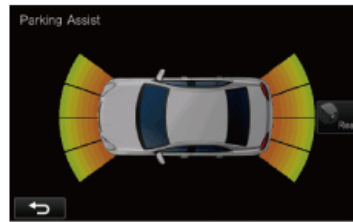
iDataLink
maestro



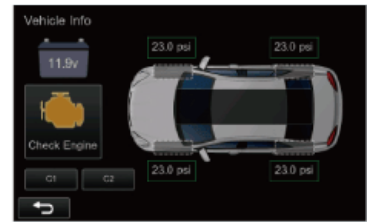
Gauges



Climate Control



Parking Assist



Vehicle Information

*Available features may vary depending on the vehicle. The iDataLink Maestro RR is sold separately by Automotive Data.

Bluetooth® Wireless Technology

iPhone®/Android™ Bluetooth Automatic Pairing

Just connect your iPhone or Android device* via USB and the automatic Bluetooth pairing function will work to complete the pairing. No complicated manual procedure to worry about.



Android



iPhone

*JVC Music Play application is required for Android.

2 Phones Full-Time Connection

You can connect two phones full time via Bluetooth, with secure and simple pairing. Calls to either phone can be received by a push of a key on the head unit.



Bluetooth Voice Recognition

Siri Eyes Free Mode for iPod/iPhone

Allows access to the Siri voice-activated personal assistant while keeping your hands on the steering wheel and eyes on the road. No need to touch your iPhone to play back stored music or make calls to registered numbers.

Improved Sound Quality with HFP 1.6 Wideband Speech

Improved sound quality thanks to HD Voice contributes to a higher level of voice recognition accuracy.

Bluetooth AVRCP1.5 for Versatile Song Selection

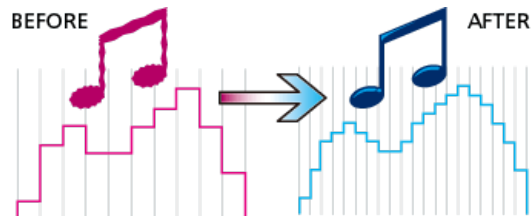
In addition to repeat and random playback of music files, you can also easily search for songs using the browsing function. Just look for and choose the song you want to hear from the folder name and song name lists.

Sound Optimization



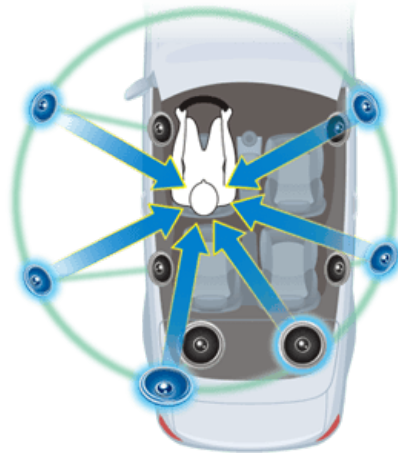
K2 Technology for Enhanced Digital Sound Quality

K2 is a JVCKENWOOD's original technology that reproduces the original master sound by expanding the bit rate and frequency range. K2 is compatible with all sources including CD. For example, K2 will expand the digital data of the audio CD recorded at 44.1kHz/16 bit to 48 kHz/24 bit, and recreate the high-frequency range above 20kHz that is cut during the CD formatting.



Time Alignment

By selecting the speaker type and the distance to the centre of the listening position, the head unit will automatically adjust the timing of the sound output from each of the speakers so that the sound from each of the speakers will arrive exactly at the same time to the listening position.



Sound Lift

Virtually manipulate the height of the speakers by adjusting the sound frequencies.



Sound Response

This function boosts the low frequencies which can be lost during compression to MP3, WMA or AAC.



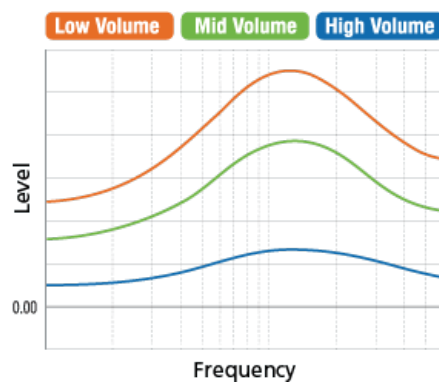
Space Enhancement

Space Enhancement is a virtual surround technology using 2 speakers. Just select the vehicle size, and the head unit automatically adjusts the sound effectively.



Volume Link EQ

Volume Link EQ boosts specific frequencies in the audio signal to compensate for the impact of road noise. It boosts frequencies in the music that are affected by road noise.



13-Band Equalizer

Use the 13-Band Equalizer to manually adjust the sound to your taste.

Internet Radio/Digital Radio

Pandora Radio Control (Android/iPhone)

Listen to Pandora Radio from your smartphone with smooth control on the headunit via USB or Bluetooth connection for iPhone, and via Bluetooth for Android devices.



SiriusXM Ready

Ready for SiriusXM Radio. You can listen to over 100 Channels of music, sports, and entertainment.

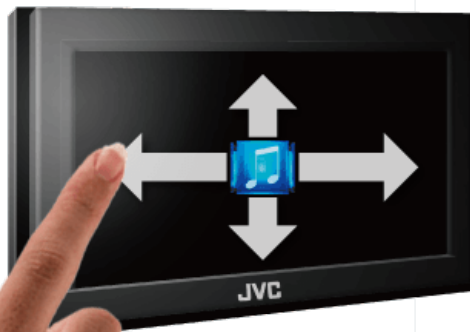


General

Monitor Touch Control

Just touch and move your finger over the screen for various operations corresponding to your finger movements. Intuitive control provides safer operation for in-car entertainment.

Music Control: Folder Up/Down, Skip Back/Forward



Volume Adjust: Circular



High Current 1.5A Charging

Rapidly charge your Android smartphone using the USB port, with up to a maximum of 1.5A.

Multilingual Display (17 Languages)

JVC Multimedia Receivers feature a Multilingual Display selectable in English, Spanish, French, German, Italian, Dutch, Russian, Portuguese, Simplified Chinese, Traditional Chinese, Thai, Turkish, Arabic, Persian, Hebrew, Malay, and Indonesian.