

OPERATOR'S ASSEMBLY MANUAL (JDI-TT1, JDI-TT1-EX & JDI-TT1-HD)

WARRANTY

One (1) year warranty against manufacture defects in material and workmanship.

WARNING

This product was specifically designed to transport tire and wheel assemblies, and is **NOT** intended for any other use. Engage locking casters when using.

PRODUCT CAPACITIES

Specifications:	JDI-TT1	JDI-TT1-EX	JDI-TT1-HD
Tire with Wheel Capacity	5	3	5
Tire Only Capacity	8	6	8
Max. Load Capacity	265 lbs.	265 lbs.	552 lbs.

ASSEMBLY INSTRUCTIONS (JDI-TT1-EX only)




Fig. 1a



Fig. 1b



Fig. 2




Fig. 3



Fig. 4




Fig. 5