

JBA[®] performance exhaust

A PerTronix Performance Brand

2016



NEW!

304
SERIES



440



Welcome to the JBA Performance Exhaust 2017 product catalog. This new catalog represents the largest selection of late model domestic and import header applications by any header manufacturer. As the industry leader we continue to add new applications and high quality exhaust products to meet the demand of our customers.

This year JBA is proud to announce a new line of high quality 304 series polished stainless steel headers which have elevated the JBA brand to an all new level of Power, Sound and Quality! Each 304 Series header is meticulously crafted from the highest grade 304L stainless materials and hand polished into what we believe will become the new standard for premier quality exhaust headers and mid-pipes.

As has always been our standard, JBA continues to lead the industry in California Air Resources Board Executive Order numbers. Your new catalog will reflect this with current E.O. coverage on almost all Cat4Ward applications through 2014.

The new catalog has been expanded to include a complete line of JBA stainless steel mufflers featuring the JBA signature sound as well as our popular JBA stainless exhaust tip's in both bolt-on and weld-on configurations.



The Pertronix Performance Brands sponsored Hairston Motorsports and Racing Pro-Mod GTO is the Quickest quarter mile Small Block door car in history running 5.91 seconds and the Fastest Small Block in drag racing history Period 252.38 MPH!

Table of Content

| | | | |
|----------------------------|----|----------------------------|----|
| JBA Products | 2 | High Flow Mid-Pipes | |
| New Applications | 3 | Automotive..... | 22 |
| Cat4Ward™ & Shorty Headers | | 304 Series Automotive..... | 23 |
| Automotive..... | 4 | Chevrolet..... | 26 |
| Chevrolet..... | 5 | Chrysler..... | 26 |
| Chrysler..... | 6 | Dodge..... | 26 |
| Dodge..... | 6 | Ford..... | 26 |
| Ford..... | 7 | Pontiac..... | 27 |
| Lincoln..... | 8 | High Flow Mid-Pipes | |
| Mercury..... | 8 | Truck & SUV | 28 |
| Pontiac..... | 8 | Cadillac..... | 28 |
| Cat4Ward™ & Shorty Headers | | Chevrolet/GMC..... | 28 |
| Truck & SUV | 9 | Dodge..... | 29 |
| Cadillac..... | 9 | Jeep..... | 29 |
| Chevrolet/GMC..... | 9 | Toyota..... | 29 |
| Dodge..... | 12 | Exhaust Systems | |
| Ford..... | 13 | Automotive..... | 30 |
| Hummer..... | 15 | Chevrolet..... | 31 |
| Infinity..... | 15 | Chrysler..... | 31 |
| Jeep..... | 15 | Dodge..... | 31 |
| Lincoln..... | 15 | Ford..... | 31 |
| Mazda..... | 15 | Pontiac..... | 32 |
| Nissan..... | 16 | Exhaust Systems | |
| Toyota..... | 17 | Truck & SUV | 33 |
| Long Tube Headers | | Chevrolet/GMC..... | 33 |
| Automotive..... | 18 | Dodge..... | 34 |
| 304 Series Automotive..... | 19 | Ford..... | 35 |
| Chevrolet..... | 20 | Hummer..... | 35 |
| Chrysler..... | 20 | Jeep..... | 35 |
| Dodge..... | 20 | Nissan..... | 36 |
| Ford..... | 21 | Toyota..... | 36 |
| Pontiac..... | 21 | JBA Mufflers..... | 37 |
| Long Tube Headers | | Ignition Wires..... | 38 |
| Truck & SUV | 22 | JBA Exhaust Tips..... | 40 |
| Cadillac..... | 22 | Accessories..... | 41 |
| Chevrolet/GMC..... | 22 | Exhaust Gaskets | 42 |
| Dodge..... | 23 | Image Gallery..... | 44 |
| Jeep..... | 23 | Cat4Ward Headers..... | 44 |
| Hummer..... | 23 | Long Tube Headers | 50 |
| Nissan..... | 23 | Mid-Pipes..... | 53 |
| Infinity..... | 23 | Exhaust Systems..... | 58 |
| Toyota..... | 23 | Accessories..... | 63 |

JBA PRODUCTS



HEADERS

The first step in creating an efficient and powerful exhaust system is the addition of JBA Headers. Premium quality, heavy-duty stainless steel construction, and massive power gains are key elements to the JBA design philosophy. JBA offers a variety of smog legal Cat4ward® shorty headers and Racing long tubes to suit most popular applications.



EXHAUST SYSTEMS

JBA Performance exhaust systems add even more power potential to your car, truck, or SUV. Power, sound, and quality are built into each of these premium systems. JBA's stainless steel construction, high flow muffler designs, and great looking tips are the perfect compliment to any vehicle. Get a higher level of performance with a JBA performance exhaust system.



MID-PIPES

JBA mid-pipes free up more valuable power by eliminating restriction between the headers and exhaust system. These components feature mandrel-bent stainless steel construction, factory style mounting, and high flow catalytic converters.* Many of these systems can be installed with stock manifolds, while others are required for installation of JBA Headers.

* Not available on all applications



IGNITION WIRES

Installing new JBA headers? Doing a tune-up? Install a set of JBA PowerCables™ ignition wires. They are loaded with features usually found on wires costing 20% more, plus they are backed by JBA's reputation for quality and reliability. Each set is custom tailored and pre-labeled with cylinder I.D. tags for an easy installation.

HEADER FINISHES

STAINLESS STEEL



All JBA headers feature stainless steel construction for maximum durability. Stainless steel is stronger than mild steel and minimizes exhaust noise. Bare stainless finish.

Street to Severe-Duty.

SILVER CERAMIC



Silver ceramic coating can withstand metal temperatures in excess of 1500 degrees Fahrenheit. The coating provides a polished silver appearance.

Street to Severe-Duty.

TITANIUM CERAMIC



Titanium ceramic is the most durable finish available. It is offered for the most severe applications. This finish has a heat range of 1600 degrees Fahrenheit and has a titanium gray color.

Extreme-Duty.

JBA[®]

50 STATE LEGAL

More C.A.R.B. EO's than ANY other Header Manufacturer!

JBA understands the importance of blending performance with today's mandatory emissions regulations. Beginning with the development of the very first Cat4Ward™ design over 27 years ago **JBA Performance Exhaust** has worked closely with the California Air Resources Board (C.A.R.B.). **JBA Performance Exhaust** continues to produce and bring to market more 50 State Emissions Legal header applications than any other manufacturer. Over the past 27 years we have watched emissions laws and standards grow beyond California's borders into as many as 15 other States. The adoption of California emissions requirements by other states will most likely continue over the years. JBA recognizes this and is committed to bringing performance to our customers within these guidelines. Not only does JBA work closely with C.A.R.B. to gain Executive Order (EO) numbers for new applications, we work diligently to bring up to date and re-test applications as needed to ensure our EO's are the most current in the industry. Most JBA Cat4Ward Headers ship with a certified emissions decal which displays the appropriate C.A.R.B. Executive Order Number for easy identification. Refer to the codes below to confirm that your header application is covered by one of our Executive Order numbers. Combined with JBA's famous reputation for quality and engineering, you can rest assured that you will get the most performance for your hard earned money, while keeping your vehicle emissions legal no matter where you live.



Emission Codes

JBA Performance Exhaust uses a voluntary product identification program whereby all emission sensitive products can be identified by placing numbered labels in product packaging and listing corresponding numeric codes next to each part number. The corresponding numbers and explanations are as follows:



This Product has been granted a California Air Resources Board (CARB) "E.O" (Executive Order) Exemption, or is considered a Direct Replacement or Consolidated Replacement part. It is 50 State Legal when installed on the appropriate vehicle per the Manufacturer Application guide and Installation Instructions.



This product is Legal for use on 1974 and older non catalyst equipped vehicles and is considered a "replacement part" per California Air Resources Board regulations, as long as ALL emissions sensitive components are retained, including A.I.R., EGR, Heat Risers etc. Failure to retain any of these components, or use on any 1975 or newer catalytic converter equipped car would render this product Illegal for Street or Off Highway Use in California, or in states that have adopted California Emissions regulations and may only be used for Closed Course Competition.




This product is Not legal for Street or Off Highway use in California or in states that have adopted California Emissions Regulations and is only intended for Closed Course Competition use, except 1965 and Older US manufactured California Certified vehicles, 1967 or older US manufactured Federally Certified vehicles, or 1967 and older Foreign manufactured vehicles which may have any aftermarket add-on or modified part installed as long as the vehicle can still meet the tailpipe emission standards for the year of the vehicle and retain any original or retrofit crankcase control (PCV) devices and NOx device required for the year of the vehicle.

SHORTY HEADERS

PERFORMANCE THROUGH TECHNOLOGY

JBA shorty headers are one of the best performance upgrades available for any application. Hot Rod magazine rated headers as one of the top 10 power parts installed on a vehicle. JBA shorty headers are significantly less restrictive than the stock manifolds on a vehicle and dramatically increase the power and efficiency of an engine. JBA's original shorty design is an innovation of the old long tube header. The new shorty designs yield high performance gains that hot rodders and enthusiasts look for. With durable stainless steel construction that can survive the abuse of racing, towing, and daily driving, these headers can take a beating. With heavy duty features and state of the art technology, like the JBA Firecone® collector, JBA shorty headers have the capacity to produce more power than any other shorty headers on the market. Each system includes high quality hardware and thorough instructions for a professional no-leak installation.



JBA HEADER FEATURES:

1. Mandrel-bent stainless steel primary tubes
2. Proprietary JBA Firecone® collector
3. Factory style emission connections
4. Extra thick collector domes
5. JBA Badge
6. 3/8 thick CNC laser-cut flanges
7. Oversized exhaust ports
8. Silver Ceramic Coating

JBA HEADER BENEFIT:

- Best flow, durability, improved throttle response
- Race proven technology for maximum hp/tq gains
- Easier installation
- Will not distort like lesser quality headers, no leaks
- Authentic JBA Quality
- Resists warping, prevents leaks, & easier install
- Increased flow, accommodates head porting
- Thermal barrier for lower under hood temperatures

Automotive Cat4ward[®] & Shorty Headers



1812SJS

| Year | Engine | Application | Emission Code | Description | Tube Size (in) | Notes | Stainless Steel | Silver Ceramic | Titanium Ceramic |
|-----------------------|--------------|------------------|---------------|------------------------------|----------------|--------------|-----------------|----------------|------------------|
| CHEVROLET Cars | | | | | | | | | |
| CAMARO | | | | | | | | | |
| 2016 | 6.2L | COMING SOON | 3 | Cat4ward [®] Shorty | - | - | 1818S | 1818SJS | 1818SJT |
| 2015 | 6.2L | All | 3 | Cat4ward [®] Shorty | 1 3/4" | 10,16,29 | 1812S | 1812SJS | 1812SJT |
| 10-14 | 6.2L | All | 1 | Cat4ward [®] Shorty | 1 3/4" | 5,10,16,29 | 1812S | 1812SJS | 1812SJT |
| 10-11 | 3.6L | All | 1 | Cat4ward [®] Shorty | 1 3/4" | 3,5,16 | 1816S | 1816SJS | 1816SJT |
| 01-02 | 5.7L LS1 | All | 1 | Cat4ward [®] Shorty | 1 5/8" | 5,16 | 1808S-1 | 1808S-1JS | 1808S-1JT |
| 2000 | 5.7L LS1 | All | 1 | Cat4ward [®] Shorty | 1 5/8" | 5,16 | 1808S | 1808S-JS | 1808S-JT |
| 98-99 | 5.7L LS1 | All | 1 | Cat4ward [®] Shorty | 1 5/8" | 5,16 | 1807S | 1807SJS | 1807SJT |
| CHEVELLE | | | | | | | | | |
| 64-77 | 265/400 | Carb w/o air inj | 1 | Shorty | 1 5/8" | 3,6,10,13,15 | 1830S-6 | 1830S-6JS | 1830S-6JT |
| CORVETTE | | | | | | | | | |
| 01-04 | 5.7L LS1/LS6 | All | 1 | Cat4ward [®] Shorty | 1 3/4" | 5,16 | 1817S-5 | 1817S-5JS | - |
| 92-96 | 5.7L LT1 | All | 1 | Cat4ward [®] Shorty | 1 5/8" | 5,16 | 1815S | 1815SJS | 1815SJT |
| 57-74 | 265/400 | w/o air inj | 2 | Shorty, center exit | 1 5/8" | 3 | 1815S-1 | 1815S-1JS | 1815S-1JT |
| EL CAMINO | | | | | | | | | |
| 65-87 | 265/400 | Carb w/o air inj | 1 | Shorty | 1 5/8" | 3,6,10,13,15 | 1830S-6 | 1830S-6JS | 1830S-6JT |
| MALIBU | | | | | | | | | |
| 64-83 | 265/400 | Carb w/o air inj | 1 | Shorty | 1 5/8" | 3,6,10,13,15 | 1830S-6 | 1830S-6JS | 1830S-6JT |
| SS | | | | | | | | | |
| 14-16 | 6.2L | All | 3 | Cat4ward [®] Shorty | 1 3/4" | 10,16 | 1813S | 1813SJS | 1813SJT |
| UNIVERSAL | | | | | | | | | |
| ALL | 265/400 | D-Port | 2 | Shorty, center exit | 1 5/8" | 3 | 1815S-2 | 1815S-2JS | 1815S-2JT |
| ALL | 265/400 | Rectangle Port | 2 | Shorty, center exit | 1 5/8" | 3 | 1815S-1 | 1815S-1JS | 1815S-1JT |

1 Fits most Z-bars. Vehicles may require Z-Bar modification or new JBA Z-Bar P/N 1650Z for proper fit.

2 Bolts into factory Y-pipe with 85 GT Mustang heat riser valve.

3 Installation requires welding/modification to exhaust system.

5 50-State Smog Legal header;

C.A.R.B. E.O. #D-57-32 (Dodge/Jeep), #D-57-30 (Toyota/Nissan),
#D-57-31 (Ford), D-57-29 (GM)

6 Use big block flapper valve for smog legal applications.

10 Spark plug boots are changed from stock.

13 Automatic transmission only.

15 For use with straight plug heads only.

16 Direct replacement for factory manifold, installation hardware kit included.

23 Will not fit P-Head

29 Matching mid-pipes available.

58 Fits Ford AOD Transmissions

Automotive Cat4ward[®] & Shorty Headers

| Year | Engine | Application | Emission Code | Description | Tube Size (in) | Notes | Stainless Steel | Silver Ceramic | Titanium Ceramic |
|----------------------|----------|-------------|---------------|------------------------------|----------------|-------|-----------------|----------------|------------------|
| CHRYSLER Cars | | | | | | | | | |
| 300C | | | | | | | | | |
| 15-16 | 6.4L | All | 3 | Cat4ward [®] Shorty | 1 7/8" | 16,29 | 1968S | 1968SJS | 1968SJT |
| 05-14 | 6.1/6.4L | All | 3 | Cat4ward [®] Shorty | 1 7/8" | 16,29 | 1965S | 1965SJS | 1965SJT |
| 09-15 | 5.7L | All | 3 | Cat4ward [®] Shorty | 1 3/4" | 16,29 | 1964S-1 | 1964S-1JT | 1964S-1JT |
| 05-10 | 3.5L | All | 3 | Cat4ward [®] Shorty | 1 5/8" | 16 | 1920S | 1920SJS | 1920SJT |
| 04-08 | 5.7L | All | 3 | Cat4ward [®] Shorty | 1 3/4" | 16,29 | 1964S | 1964SJS | 1964SJT |
| PT CRUISER | | | | | | | | | |
| 01-10 | 2.4L | Non turbo | 1 | Cat4ward [®] Shorty | 1 1/2" | 5,16 | - | 1937SJS | - |
| DODGE Cars | | | | | | | | | |
| CHARGER | | | | | | | | | |
| 15-16 | 6.2L | HELLCAT | 3 | Cat4ward [®] Shorty | 1 7/8" | 16,29 | 1968S | 1968SJS | 1968SJT |
| 15-16 | 6.4L | RWD | 3 | Cat4ward [®] Shorty | 1 7/8" | 16,29 | 1968S | 1968SJS | 1968SJT |
| 05-14 | 6.1/6.4L | All | 3 | Cat4ward [®] Shorty | 1 7/8" | 16,29 | 1965S | 1965SJS | 1965SJT |
| 09-15 | 5.7L | All | 3 | Cat4ward [®] Shorty | 1 3/4" | 16,29 | 1964S-1 | 1964S-1JT | 1964S-1JT |
| 05-10 | 3.5L | All | 3 | Cat4ward [®] Shorty | 1 5/8" | 16 | 1920S | 1920SJS | 1920SJT |
| 04-08 | 5.7L | All | 3 | Cat4ward [®] Shorty | 1 3/4" | 16,29 | 1964S | 1964SJS | 1964SJT |
| MAGNUM | | | | | | | | | |
| 05-09 | 6.1/6.4L | All | 3 | Cat4ward [®] Shorty | 1 7/8" | 16,29 | 1965S | 1965SJS | 1965SJT |
| 05-10 | 3.5L | All | 3 | Cat4ward [®] Shorty | 1 5/8" | 16 | 1920S | 1920SJS | 1920SJT |
| 04-08 | 5.7L | All | 3 | Cat4ward [®] Shorty | 1 3/4" | 16,29 | 1964S | 1964SJS | 1964SJT |
| CHALLENGER | | | | | | | | | |
| 15-16 | 6.2L | HELLCAT | 3 | Cat4ward [®] Shorty | 1 7/8" | 16,29 | 1968S | 1968SJS | 1968SJT |
| 15-16 | 6.4L | RWD | 3 | Cat4ward [®] Shorty | 1 7/8" | 16,29 | 1968S | 1968SJS | 1968SJT |
| 08-14 | 6.1/6.4L | All | 3 | Cat4ward [®] Shorty | 1 7/8" | 16,29 | 1965S | 1965SJS | 1965SJT |
| 09-15 | 5.7L | All | 3 | Cat4ward [®] Shorty | 1 3/4" | 16,29 | 1964S-1 | 1964S-1JS | 1964S-1JT |
| 08-10 | 3.5L | All | 3 | Cat4ward [®] Shorty | 1 5/8" | 16 | 1920S | 1920SJS | 1920SJT |



1964SJS

Automotive Cat4ward[®] & Shorty Headers

| Year | Engine | Application | Emission Code | Description | Tube Size (in) | Notes | Stainless Steel | Silver Ceramic | Titanium Ceramic |
|---------------------------------------|-----------|------------------------|---------------|------------------------------|----------------|------------|-----------------|----------------|------------------|
| FORD Cars | | | | | | | | | |
| COBRA / GT350 / GT500 / MACH 1 | | | | | | | | | |
| 15-16 | 5.2L | GT350 | 3 | Cat4ward [®] Shorty | 1 5/8" | 16 | 1690S | 1690SJS | 1690SJT |
| 07-14 | 5.4L/5.8L | GT500 | 1 | Cat4ward [®] Shorty | 1 5/8" | 5,16,29 | 1695S | 1695SJS | 1695SJT |
| 03-04 | 4.6L 4V | Mach I | 1 | Cat4ward [®] Shorty | 1 5/8" | 5,16,29 | - | - | 1625S-7JT |
| 99-04 | 4.6L 4V | Cobra | 1 | Cat4ward [®] Shorty | 1 5/8" | 5,16,29 | - | - | 1625S-7JT |
| 96-97 | 4.6L 4V | Cobra | 1 | Cat4ward [®] Shorty | 1 5/8" | 5,16 | - | - | 1625S-5JT |
| 94-95 | 5.0L | Cobra | 1 | Cat4ward [®] Shorty | 1 5/8" | 5,16 | 1624S-4 | - | - |
| 1993 | 5.0L | Cobra | 1 | Cat4ward [®] Shorty | 1 5/8" | 5,16 | 1624S-2 | 1624S-2JS | 1624S-2JT |
| MUSTANG | | | | | | | | | |
| 15-16 | 5.0L | All | 3 | Cat4ward [®] Shorty | 1 3/4" | 16 | 1689S | 1689SJS | 1689SJT |
| 11-14 | 5.0L | All | 1 | Cat4ward [®] Shorty | 1 3/4" | 5,16,29 | 1685S | 1685SJS | 1685SJT |
| 15-16 | 3.7L | All | 3 | Cat4ward [®] Shorty | 1 5/8" | 16 | 1618S | 1618SJS | 1618SJT |
| 11-14 | 3.7L | All | 1 | Cat4ward [®] Shorty | 1 5/8" | 5,16 | 1618S | 1618SJS | 1618SJT |
| 05-10 | 4.6L 3V | All | 1 | Cat4ward [®] Shorty | 1 5/8" | 5,16,29 | 1675S | 1675SJS | 1675SJT |
| 05-10 | 4.0L | All | 1 | Cat4ward [®] Shorty | 1 1/2" | 5,16 | 1617S | 1617SJS | 1617SJT |
| 99-04 | 3.8/3.9L | w/ air inj | 1 | Cat4ward [®] Shorty | 1 1/2" | 5,16 | 1619S-4 | 1619S-4JS | 1619S-4JT |
| 99-04 | 3.8/3.9L | w/o air inj | 1 | Cat4ward [®] Shorty | 1 1/2" | 5,16 | 1619S-1 | 1619S-1JS | 1619S-1JT |
| 99-04 | 4.6L 2V | GT / Bullitt | 1 | Cat4ward [®] Shorty | 1 5/8" | 5,16,29 | 1625S-9 | 1625S-9JS | 1625S-9JT |
| 94-98 | 3.8L | w/o air inj | 1 | Cat4ward [®] Shorty | 1 1/2" | 5,16 | 1619S | 1619SJS | 1619SJT |
| 94-95 | 5.0L | GT | 1 | Cat4ward [®] Shorty | 1 5/8" | 5,16 | 1624S-4 | - | - |
| 86-93 | 5.0L | GT / LX | 1 | Cat4ward [®] Shorty | 1 5/8" | 5,16 | 1624S-2 | 1624S-2JS | 1624S-2JT |
| 79-85 | 5.0L | Carb | 1 | Cat4ward [®] Shorty | 1 5/8" | 2,5,16 | - | - | 1621SJT |
| 65-73 | 289/302 | All | 2 | Mid-length | 1 5/8" | 1,23,29,58 | 1650S | 1650SJS | 1650SJT |
| 65-73 | 289/302 | GT40 P-Head | 2 | Mid-length | 1 5/8" | 1,29,58 | 1650S-2 | 1650S-2JS | 1650S-2JT |
| 65-73 | 351W | All | 2 | Mid-length | 1 5/8" | 1,23,29,58 | 1653S | 1653SJS | 1653SJT |
| 65-73 | 351W | T-5/T56 w/cable clutch | 2 | Mid-length | 1 5/8" | 23,29 | 1655S | 1655SJS | 1655SJT |
| THUNDERBIRD | | | | | | | | | |
| 94-97 | 4.6L 2V | All | 1 | Cat4ward [®] Shorty | 1 1/2" | 5,16 | 1626S | 1626SJS | 1626SJT |
| UNIVERSAL | | | | | | | | | |
| ALL | 289/351 | All | 2 | Block Hugger | 1 5/8" | 3 | 1615S | 1615SJS | 1615SJT |



1685SJS



1626SJS

- 1 Fits most Z-bars. Vehicles may require Z-Bar modification or new JBA Z-Bar P/N 1650Z for proper fit.
- 2 Bolts into factory Y-pipe with 85 GT Mustang heat riser valve.
- 3 Installation requires welding/modification to exhaust system.
- 5 50-State Smog Legal header; C.A.R.B. E.O. #D-57-32 (Dodge/Jeep), #D-57-30 (Toyota/Nissan), #D-57-31 (Ford), D-57-29 (GM)
- 6 Use big block flapper valve for smog legal applications.
- 10 Spark plug boots are changed from stock.
- 13 Automatic transmission only.
- 15 For use with straight plug heads only.
- 16 Direct replacement for factory manifold, installation hardware kit included.
- 23 Will not fit P-Head
- 29 Matching mid-pipes available.
- 58 Fits Ford AOD Transmissions

1650SJS



Automotive Cat4ward[®] & Shorty Headers

| Year | Engine | Application | Emission Code | Description | Tube Size (in) | Notes | Stainless Steel | Silver Ceramic | Titanium Ceramic |
|----------------------------|-----------|------------------------|---------------|------------------------------|----------------|------------|-----------------|----------------|------------------|
| LINCOLN Cars | | | | | | | | | |
| MARK VII | | | | | | | | | |
| 86-93 | 5.0L | All | 1 | Cat4ward [®] Shorty | 1 5/8" | 5,16 | 1624S-2 | 1624S-2JS | 1624S-2JT |
| MERCURY Cars | | | | | | | | | |
| COUGAR | | | | | | | | | |
| 94-97 | 4.6L 2V | All | 1 | Cat4ward [®] Shorty | 1 1/2" | 5,16 | 1626S | 1626SJS | 1626SJT |
| 67-73 | 289/302 | All | 2 | Mid-length | 1 5/8" | 1,23,29,58 | 1650S | 1650SJS | 1650SJT |
| 67-73 | 351W | All | 2 | Mid-length | 1 5/8" | 1,23,29,58 | 1653S | 1653SJS | 1653SJT |
| 65-73 | 289/302 | GT40 P-Head | 2 | Mid-length | 1 5/8" | 1,29,58 | 1650S-2 | 1650S-2JS | 1650S-2JT |
| 65-73 | 351W | T-5/T56 w/cable clutch | 2 | Mid-length | 1 5/8" | 1,23,29 | 1655S | 1655SJS | 1655SJT |
| PONTIAC Cars | | | | | | | | | |
| FIREBIRD / TRANS AM | | | | | | | | | |
| 01-02 | 5.7L LS1 | All | 1 | Cat4ward [®] Shorty | 1 5/8" | 5,16 | 1808S-1 | 1808S-1JS | 1808S-1JT |
| 2000 | 5.7L LS1 | All | 1 | Cat4ward [®] Shorty | 1 5/8" | 5,16 | 1808S | 1808SJS | 1808SJT |
| 98-99 | 5.7L LS1 | All | 1 | Cat4ward [®] Shorty | 1 5/8" | 5,16 | 1807S | 1807SJS | 1807SJT |
| G8 | | | | | | | | | |
| 08-09 | 6.0L/6.2L | All | 1 | Cat4ward [®] Shorty | 1 3/4" | 5,16 | 1811S | 1811SJS | 1811SJT |
| GTO | | | | | | | | | |
| 04-06 | 5.7/6.0L | All | 1 | Cat4ward [®] Shorty | 1 5/8" | 5,16,29 | 1809S | 1809SJS | 1809SJT |



1653SJT



1809SJS

Power, Sound, Quality



Truck & SUV Cat4ward[®] & Shorty Headers

| Year | Engine | Application | Emission Code | Description | Tube Size (in) | Notes | Stainless Steel | Silver Ceramic | Titanium Ceramic |
|--|--------------|--------------------|---------------|------------------------------|----------------|--------------|-----------------|----------------|------------------|
| CADILLAC Trucks and SUVs | | | | | | | | | |
| ESCALADE / ESV / EXT | | | | | | | | | |
| 15-16 | 5.3/6.2L DFI | w/o egr | 3 | Cat4ward [®] Shorty | 1 5/8" | 16 | 1850S-4 | 1850S-4JS | 1850S-4JT |
| 07-14 | 6.0/6.2L | w/o egr, non DFI | 1 | Cat4ward [®] Shorty | 1 5/8" | 5,16 | 1850S-2 | 1850S-2JS | 1850S-2JT |
| 02-13 | 4.8/5.3L | w/o egr | 1 | Cat4ward [®] Shorty | 1 5/8" | 5,16 | 1850S-2 | 1850S-2JS | 1850S-2JT |
| 03-06 | 6.0L | w/o egr | 1 | Cat4ward [®] Shorty | 1 5/8" | 5,16 | 1850S-3 | 1850S-3JS | 1850S-3JT |
| 99-02 | 6.0L | w/ egr | 1 | Cat4ward [®] Shorty | 1 5/8" | 5,16 | 1850S-1 | 1850S-1JS | 1850S-1JT |
| 98-00 | 5.7L | w/ air inj | 1 | Cat4ward [®] Shorty | 1 1/2" | 5,16 | 1832S-2 | 1832S-2JS | 1832S-2JT |
| 96-00 | 5.7L | w/o air inj | 1 | Cat4ward [®] Shorty | 1 1/2" | 5,16 | 1832S | 1832SJS | 1832SJT |
| CHEVROLET & GMC Trucks and SUVs | | | | | | | | | |
| AVALANCHE | | | | | | | | | |
| 07-13 | 6.0/6.2L | w/o egr | 1 | Cat4ward [®] Shorty | 1 5/8" | 5,16 | 1850S-2 | 1850S-2JS | 1850S-2JT |
| 02-13 | 4.8/5.3L | w/o egr | 1 | Cat4ward [®] Shorty | 1 5/8" | 5,16 | 1850S-2 | 1850S-2JS | 1850S-2JT |
| 04-06 | 8.1L | w/o air inj | 1 | Cat4ward [®] Shorty | 1 3/4" | 3,4,5,10,29 | 1860S-1 | 1860S-1JS | 1860S-1JT |
| 02-03 | 8.1L | w/o air inj | 1 | Cat4ward [®] Shorty | 1 3/4" | 3,4,5,10,29 | 1860S | 1860SJS | 1860SJT |
| 02-03 | 8.1L | w/ air inj, w/ egr | 1 | Cat4ward [®] Shorty | 1 3/4" | 3,4,5,10,29 | 1861S | 1861SJS | 1861SJT |
| BLAZER / JIMMY | | | | | | | | | |
| 02-03 | 4.3L | All | 1 | Cat4ward [®] Shorty | 1 1/2" | 5,7,10,16 | 1840S-3 | 1840S-3JS | 1840S-3JT |
| 99-01 | 4.3L | w/ air inj | 1 | Cat4ward [®] Shorty | 1 1/2" | 5,7,10,16 | 1842S-6 | - | - |
| 96-01 | 4.3L | w/o air inj | 1 | Cat4ward [®] Shorty | 1 1/2" | 5,7,10,16 | 1842S-3 | 1842S-3JS | 1842S-3JT |
| 92-95 | 5.0/5.7L | w/o air inj | 1 | Cat4ward [®] Shorty | 1 1/2" | 5,16 | 1830S | 1830SJS | 1830SJT |
| 88-95 | 4.3L | All | 1 | Cat4ward [®] Shorty | 1 1/2" | 5,7,10,12,16 | 1840S-3 | 1840S-3JS | 1840S-3JT |
| 87-91 | 5.0/5.7L | w/o air inj | 1 | Cat4ward [®] Shorty | 1 5/8" | 5,10,16 | 1830S-4 | 1830S-4JS | 1830S-4JT |
| 87-91 | 5.0/5.7L | w/ air inj | 1 | Cat4ward [®] Shorty | 1 5/8" | 5,10,16 | 1830S-5 | 1830S-5JS | 1830S-5JT |
| 69-86 | 5.0/5.7L | Carb, w/o air inj | 1 | Cat4ward [®] Shorty | 1 5/8" | 3,5,6,10 | 1830S-6 | 1830S-6JS | 1830S-6JT |
| SONOMA | | | | | | | | | |
| 02-03 | 4.3L | 4wd | 1 | Cat4ward [®] Shorty | 1 1/2" | 5,7,10,16 | 1840S-3 | 1840S-3JS | 1840S-3JT |
| 02-03 | 4.3L | 2wd | 1 | Cat4ward [®] Shorty | 1 1/2" | 5,7,10,16 | 1840S-4 | 1840S-4JS | 1840S-4JT |
| 99-01 | 4.3L | 2wd w/ air inj | 1 | Cat4ward [®] Shorty | 1 1/2" | 5,7,10,16 | 1842S-5 | 1842S-5JS | 1842S-5JT |
| 99-01 | 4.3L | 4wd w/ air inj | 1 | Cat4ward [®] Shorty | 1 1/2" | 5,7,10,16 | 1842S-6 | - | - |
| 96-01 | 4.3L | 4wd w/o air inj | 1 | Cat4ward [®] Shorty | 1 1/2" | 5,7,10,16 | 1842S-3 | 1842S-3JS | 1842S-3JT |
| 88-95 | 4.3L | 2wd | 1 | Cat4ward [®] Shorty | 1 1/2" | 5,7,10,16 | 1840S-4 | 1840S-4JS | 1840S-4JT |
| 88-95 | 4.3L | 4wd | 1 | Cat4ward [®] Shorty | 1 1/2" | 5,7,10,12,16 | 1840S-3 | 1840S-3JS | 1840S-3JT |



1860SJS

- 3 Installation requires welding/modification to exhaust system.
- 4 Requires Y-Pipe.
- 5 50-State Smog Legal header;
C.A.R.B. E.O. #D-57-32 (Dodge/Jeep), #D-57-30 (Toyota/Nissan),
#D-57-31 (Ford), D-57-29 (GM)
- 6 Use big block flapper valve for smog legal applications.
- 7 Will not fit vehicles equipped with a "Body Lift"
- 10 Spark plug boots are changed from stock.
- 12 May require relocation of brake/fuel lines.
- 16 Direct replacement for factory manifold, installation hardware kit included.
- 29 Matching mid-pipes available.



1850S-2JS

Truck & SUV Cat4ward[®] & Shorty Headers

| Year | Engine | Application | Emission Code | Description | Tube Size (in) | Notes | Stainless Steel | Silver Ceramic | Titanium Ceramic |
|---|--------------|---------------------|---------------|------------------------------|----------------|--------------|-----------------|----------------|------------------|
| CHEVROLET & GMC Trucks and SUVs (Cont) | | | | | | | | | |
| C/K SERIES PICK UP | | | | | | | | | |
| 98-00 | 5.0/5.7L | w/ air inj | 1 | Cat4ward [®] Shorty | 1 1/2" | 5,16 | 1832S-2 | 1832S-2JS | 1832S-2JT |
| 96-00 | 5.0/5.7L | w/o air inj | 1 | Cat4ward [®] Shorty | 1 1/2" | 5,16 | 1832S | 1832SJS | 1832SJT |
| 96-00 | 7.4L | w/o air inj, w/ egr | 1 | Cat4ward [®] Shorty | 1 3/4" | 3,4,5,10,29 | 1822S | 1822SJS | 1822SJT |
| 96-00 | 7.4L | w/ air inj, w/ egr | 1 | Cat4ward [®] Shorty | 1 3/4" | 3,4,5,10,29 | 1823S | 1823SJS | 1823SJT |
| 96-99 | 4.3L | All | 1 | Cat4ward [®] Shorty | 1 1/2" | 5,10,16 | 1842S | - | - |
| 92-95 | 7.4L | 2500 / 3500 | 1 | Cat4ward [®] Shorty | 1 3/4" | 3,4,5,10,29 | 1822S-1 | 18S22-1JS | 18S22-1JT |
| 88-95 | 5.0/5.7L | w/o air inj | 1 | Cat4ward [®] Shorty | 1 1/2" | 5,16,29 | 1830S | 1830SJS | 1830SJT |
| 88-95 | 4.3L | w/o air inj | 1 | Cat4ward [®] Shorty | 1 1/2" | 5,10,16,29 | 1840S | 1840SJS | 1840SJT |
| 88-95 | 4.3L | w/ air inj | 1 | Cat4ward [®] Shorty | 1 1/2" | 5,10,16,29 | 1841S | 1841SJS | 1841SJT |
| 88-93 | 7.4L | 454SS w/ air inj | 1 | Cat4ward [®] Shorty | 1 3/4" | 3,4,5,10,29 | 1822S-2 | 1822S-2JS | 1822S-2JT |
| 88-93 | 7.4L | 454SS w/o air inj | 1 | Cat4ward [®] Shorty | 1 3/4" | 3,4,5,10,29 | 1822S-3 | 1822S-3JS | 1822S-3JT |
| 1987 | 5.0/5.7L | w/o air inj | 1 | Cat4ward [®] Shorty | 1 5/8" | 5,10,16 | 1830S-4 | 1830S-4JS | 1830S-4JT |
| 1987 | 5.0/5.7L | w/ air inj | 1 | Cat4ward [®] Shorty | 1 5/8" | 5,10,16 | 1830S-5 | 1830S-5JS | 1830S-5JT |
| 65-86 | 5.0/5.7L | Carb, w/o air inj | 1 | Cat4ward [®] Shorty | 1 5/8" | 3,5,6,10,29 | 1830S-6 | 1830S-6JS | 1830S-6JT |
| S-10 | | | | | | | | | |
| 02-03 | 4.3L | 4wd | 1 | Cat4ward [®] Shorty | 1 1/2" | 5,7,10,16 | 1840S-3 | 1840S-3JS | 1840S-3JT |
| 02-03 | 4.3L | 2wd | 1 | Cat4ward [®] Shorty | 1 1/2" | 5,7,10,16 | 1840S-4 | 1840S-4JS | 1840S-4JT |
| 99-01 | 4.3L | 2wd w/ air inj | 1 | Cat4ward [®] Shorty | 1 1/2" | 5,7,10,16 | 1842S-5 | 1842S-5JS | 1842S-5JT |
| 99-01 | 4.3L | 4wd w/ air inj | 1 | Cat4ward [®] Shorty | 1 1/2" | 5,7,10,16 | 1842S-6 | - | - |
| 96-01 | 4.3L | 4wd w/o air inj | 1 | Cat4ward [®] Shorty | 1 1/2" | 5,7,10,16 | 1842S-3 | 1842S-3JS | 1842S-3JT |
| 88-95 | 4.3L | 2wd | 1 | Cat4ward [®] Shorty | 1 1/2" | 5,7,10,16 | 1840S-4 | 1840S-4JS | 1840S-4JT |
| 88-95 | 4.3L | 4wd | 1 | Cat4ward [®] Shorty | 1 1/2" | 5,7,10,12,16 | 1840S-3 | 1840S-3JS | 1840S-3JT |
| SILVERADO / SIERRA | | | | | | | | | |
| 2016 | 6.0L | 2500/3500 HD | 3 | Cat4ward [®] Shorty | 1 5/8" | 16 | 1850S-2 | 1850S-2JS | 1850S-2JT |
| 2015 | 6.0L | 2500/3500 HD | 1 | Cat4ward [®] Shorty | 1 5/8" | 5,16 | 1850S-2 | 1850S-2JS | 1850S-2JT |
| 15-16 | 5.3/6.2L DFI | All | 3 | Cat4ward [®] Shorty | 1 5/8" | 16 | 1850S-4 | 1850S-4JS | 1850S-4JT |
| 2014 | 5.3/6.2L DFI | All | 1 | Cat4ward [®] Shorty | 1 5/8" | 5,16 | 1850S-4 | 1850S-4JS | 1850S-4JT |
| 2015 | 4.3L | All | 3 | Cat4ward [®] Shorty | 1 5/8" | 10,16 | 1842S-10 | 1842S-10JS | 1842S-10JT |
| 2014 | 4.3L | All | 1 | Cat4ward [®] Shorty | 1 5/8" | 5,10,16 | 1842S-10 | 1842S-10JS | 1842S-10JT |
| 07-14 | 6.0/6.2L | w/o egr, non DFI | 1 | Cat4ward [®] Shorty | 1 5/8" | 5,16 | 1850S-2 | 1850S-2JS | 1850S-2JT |
| 04-06 | 8.1L | w/o egr | 1 | Cat4ward [®] Shorty | 1 3/4" | 3,4,5,10,29 | 1860S-1 | 1860S-1JS | 1860S-1JT |
| 03-13 | 4.3L | All | 1 | Cat4ward [®] Shorty | 1 1/2" | 5,16 | 1842S-9 | 1842S-9JS | 1842S-9JT |
| 03-06 | 6.0L | w/o egr | 1 | Cat4ward [®] Shorty | 1 5/8" | 5,16 | 1850S-3 | 1850S-3JS | 1850S-3JT |
| 02-13 | 4.8/5.3L | w/o egr | 1 | Cat4ward [®] Shorty | 1 5/8" | 5,16 | 1850S-2 | 1850S-2JS | 1850S-2JT |
| 01-03 | 8.1L | w/o air inj | 1 | Cat4ward [®] Shorty | 1 3/4" | 3,4,5,10,29 | 1860S | 1860SJS | 1860SJT |
| 01-03 | 8.1L | w/ air inj w/ egr | 1 | Cat4ward [®] Shorty | 1 3/4" | 3,4,5,10,29 | 1861S | 1861SJS | 1861SJT |
| 99-02 | 4.3L | w/ air inj | 1 | Cat4ward [®] Shorty | 1 1/2" | 5,16 | 1842S-1 | 1842S-1JS | 1842S-1JT |
| 99-02 | 4.3L | w/o air inj | 1 | Cat4ward [®] Shorty | 1 1/2" | 5,16 | 1842S-2 | 1842S-2JS | 1842S-2JT |
| 99-02 | 6.0L | w/o egr | 1 | Cat4ward [®] Shorty | 1 5/8" | 5,16 | 1850S-1 | 1850S-1JS | 1850S-1JT |
| 99-01 | 4.8/5.3L | w/o air inj, w/ egr | 1 | Cat4ward [®] Shorty | 1 5/8" | 5,16 | 1850S | 1850SJS | 1850SJT |
| 99-01 | 4.8/5.3L | w/ air inj w/ egr | 1 | Cat4ward [®] Shorty | 1 5/8" | 5,16 | 1851S | 1851SJS | 1851SJT |
| 96-99 | 4.3L | All | 1 | Cat4ward [®] Shorty | 1 1/2" | 5,16 | 1842S | 1842SJS | 1842SJT |



1832S-2JT



1840SJT



1861SJT

Truck & SUV Cat4ward[®] & Shorty Headers

| Year | Engine | Application | Emission Code | Description | Tube Size (in) | Notes | Stainless Steel | Silver Ceramic | Titanium Ceramic |
|---|--------------|----------------------|---------------|------------------------------|----------------|----------------|-----------------|----------------|------------------|
| CHEVROLET & GMC Trucks and SUVs (Cont) | | | | | | | | | |
| SUBURBAN / YUKON XL | | | | | | | | | |
| 15-16 | 5.3/6.2L DFI | All | 3 | Cat4ward [®] Shorty | 1 5/8" | 16 | 1850S-4 | 1850S-4JS | 1850S-4JT |
| 07-14 | 6.0/6.2L | w/o egr, non DFI | 1 | Cat4ward [®] Shorty | 1 5/8" | 5,16 | 1850S-2 | 1850S-2JS | 1850S-2JT |
| 04-06 | 8.1L | w/o egr | 1 | Cat4ward [®] Shorty | 1 3/4" | 3,4,5,10,29 | 1860S-1 | 1860S-1JS | 1860S-1JT |
| 03-06 | 6.0L | w/o egr | 1 | Cat4ward [®] Shorty | 1 5/8" | 5,16 | 1850S-3 | 1850S-3JS | 1850S-3JT |
| 2014 | 5.3L | w/o egr | 3 | Cat4ward [®] Shorty | 1 5/8" | 16 | 1850S-2 | 1850S-2JS | 1850S-2JT |
| 02-13 | 4.8/5.3L | w/o egr | 1 | Cat4ward [®] Shorty | 1 5/8" | 5,16 | 1850S-2 | 1850S-2JS | 1850S-2JT |
| 01-03 | 8.1L | w/o air inj, w/o egr | 1 | Cat4ward [®] Shorty | 1 3/4" | 3,4,5,10,29 | 1860S | 1860SJS | 1860SJT |
| 01-03 | 8.1L | w/ air inj, w/ egr | 1 | Cat4ward [®] Shorty | 1 3/4" | 3,4,5,10,29 | 1861S | 1861SJS | 1861SJT |
| 99-02 | 6.0L | w/ egr | 1 | Cat4ward [®] Shorty | 1 5/8" | 5,16 | 1850S-1 | 1850S-1JS | 1850S-1JT |
| 99-01 | 4.8/5.3L | w/o air inj, w/ egr | 1 | Cat4ward [®] Shorty | 1 5/8" | 5,16 | 1850S | 1850SJS | 1850SJT |
| 99-01 | 4.8/5.3L | w/ air inj, w/ egr | 1 | Cat4ward [®] Shorty | 1 5/8" | 5,16 | 1851S | 1851SJS | 1851SJT |
| 98-00 | 5.0/5.7L | w/ air inj | 1 | Cat4ward [®] Shorty | 1 1/2" | 5,16 | 1832S-2 | 1832S-2JS | 1832S-2JT |
| 96-00 | 5.0/5.7L | w/o air inj | 1 | Cat4ward [®] Shorty | 1 1/2" | 5,16 | 1832S | 1832SJS | 1832SJT |
| 96-00 | 7.4L | w/o air inj, w/o egr | 1 | Cat4ward [®] Shorty | 1 3/4" | 3,4,5,10,29 | 1822S | 1822SJS | 1822SJT |
| 96-00 | 7.4L | w/ air inj, w/ egr | 1 | Cat4ward [®] Shorty | 1 3/4" | 3,4,5,10,29 | 1823S | 1823SJS | 1823SJT |
| 92-95 | 7.4L | 2500/3500 | 1 | Cat4ward [®] Shorty | 1 3/4" | 3,4,5,10,24,29 | 1822S-1 | 1822S-1JS | 1822S-1JT |
| 92-95 | 5.0/5.7L | w/o air inj | 1 | Cat4ward [®] Shorty | 1 1/2" | 5,16 | 1830S | 1830SJS | 1830SJT |
| 87-91 | 5.0/5.7L | w/o air inj | 1 | Cat4ward [®] Shorty | 1 5/8" | 5,10,16 | 1830S-4 | 1830S-4JS | 1830S-4JT |
| 87-91 | 5.0/5.7L | w/ air inj | 1 | Cat4ward [®] Shorty | 1 5/8" | 5,10,16 | 1830S-5 | 1830S-5JS | 1830S-5JT |
| 65-86 | 5.0/5.7L | Carb, w/o air inj | 1 | Cat4ward [®] Shorty | 1 5/8" | 3,5,6,10 | 1830S-6 | 1830S-6JS | 1830S-6JT |
| TAHOE / YUKON | | | | | | | | | |
| 15-16 | 5.3/6.2L DFI | All | 3 | Cat4ward [®] Shorty | 1 5/8" | 16 | 1850S-4 | 1850S-4JS | 1850S-4JT |
| 2014 | 6.0/6.2L | w/o egr | 3 | Cat4ward [®] Shorty | 1 5/8" | 16 | 1850S-2 | 1850S-2JS | 1850S-2JT |
| 07-13 | 6.0/6.2L | w/o egr | 1 | Cat4ward [®] Shorty | 1 5/8" | 5,16 | 1850S-2 | 1850S-2JS | 1850S-2JT |
| 03-06 | 6.0L | w/o egr | 1 | Cat4ward [®] Shorty | 1 5/8" | 5,16 | 1850S-3 | 1850S-3JS | 1850S-3JT |
| 02-13 | 4.8/5.3L | w/o egr | 1 | Cat4ward [®] Shorty | 1 5/8" | 5,16 | 1850S-2 | 1850S-2JS | 1850S-2JT |
| 99-01 | 4.8/5.3L | w/o air inj, w/ egr | 1 | Cat4ward [®] Shorty | 1 5/8" | 5,16 | 1850S | 1850SJS | 1850SJT |
| 99-01 | 4.8/5.3L | w/ air inj, w/ egr | 1 | Cat4ward [®] Shorty | 1 5/8" | 5,16 | 1851S | 1851SJS | 1851SJT |
| 98-00 | 5.0/5.7L | w/ air inj | 1 | Cat4ward [®] Shorty | 1 1/2" | 5,16 | 1832S-2 | 1832S-2JS | 1832S-2JT |
| 96-00 | 5.0/5.7L | w/o air inj | 1 | Cat4ward [®] Shorty | 1 1/2" | 5,16 | 1832S | 1832SJS | 1832SJT |

- 3 Installation requires welding/modification to exhaust system.
- 4 Requires Y-Pipe.
- 5 50-State Smog Legal header;
C.A.R.B. E.O. #D-57-32 (Dodge/Jeep), #D-57-30 (Toyota/Nissan),
#D-57-31 (Ford), D-57-29 (GM)
- 6 Use big block flapper valve for smog legal applications.
- 10 Spark plug boots are changed from stock.
- 16 Direct replacement for factory manifold, installation hardware kit included.
- 17 Complete header and Y-pipe or down pipe system, installation hardware included.
- 24 Will not fit 454SS
- 29 Matching mid-pipes available.



Truck & SUV Cat4ward[®] & Shorty Headers

| Year | Engine | Application | Emission Code | Description | Tube Size (in) | Notes | Stainless Steel | Silver Ceramic | Titanium Ceramic |
|------------------------------|-----------|-------------|---------------|------------------------------|----------------|---------|-----------------|----------------|------------------|
| DODGE Trucks and SUVs | | | | | | | | | |
| DAKOTA | | | | | | | | | |
| 04-07 | 4.7L | All | 1 | Cat4ward [®] Shorty | 1 1/2" | 5,16 | 1949S-2 | 1949S-2JS | 1949S-2JT |
| 00-03 | 4.7L | All | 1 | Cat4ward [®] Shorty | 1 1/2" | 5,16 | 1949S | 1949SJS | 1949SJT |
| 96-03 | 5.2/5.9L | All | 1 | Cat4ward [®] Shorty | 1 1/2" | 5,16,29 | 1945S-1 | 1945S-1JS | 1945S-1JT |
| 96-03 | 3.9L | All | 1 | Cat4ward [®] Shorty | 1 1/2" | 5,16,29 | 1939S | 1939SJS | 1939SJT |
| 92-95 | 3.9L | All | 1 | Cat4ward [®] Shorty | 1 1/2" | 5,16 | 1938S | - | - |
| 92-95 | 5.2/5.9L | All | 1 | Cat4ward [®] Shorty | 1 1/2" | 5,16 | 1940S-1 | 1940S-1JS | 1940S-1JT |
| DURANGO | | | | | | | | | |
| 04-08 | 5.7L HEMI | All | 1 | Cat4ward [®] System | 1 5/8" | 3,5,17 | 1962S | 1962SJS | 1962SJT |
| 00-03 | 4.7L | All | 1 | Cat4ward [®] Shorty | 1 1/2" | 5,16 | 1949S | 1949SJS | 1949SJT |
| 96-03 | 5.2/5.9L | All | 1 | Cat4ward [®] Shorty | 1 1/2" | 5,16,29 | 1945S-1 | 1945S-1JS | 1945S-1JT |
| RAM | | | | | | | | | |
| 15-16 | 5.7L HEMI | All | 3 | Cat4ward [®] Shorty | 1 5/8" | 16 | 1961S-2 | 1961S-2JS | 1961S-2JT |
| 09-14 | 5.7L HEMI | All | 1 | Cat4ward [®] Shorty | 1 5/8" | 5,16 | 1961S-2 | 1961S-2JS | 1961S-2JT |
| 04-07 | 4.7L | All | 1 | Cat4ward [®] Shorty | 1 1/2" | 5,16 | 1949S-2 | 1949S-2JS | 1949S-2JT |
| 03-08 | 5.7L HEMI | All | 1 | Cat4ward [®] Shorty | 1 5/8" | 5,16 | 1961S-1 | 1961S-1JS | 1961S-1JT |
| 02-08 | 3.7L | All | 1 | Cat4ward* Shorty | 1 1/2" | 5,16 | 1931S | 1931SJS | 1931SJT |
| 02-03 | 4.7L | All | 1 | Cat4ward [®] Shorty | 1 1/2" | 5,16 | 1949S-1 | 1949S-1JS | 1949S-1JT |
| 96-03 | 3.9L | All | 1 | Cat4ward [®] Shorty | 1 1/2" | 5,16,29 | 1939S | 1939SJS | 1939SJT |
| 96-03 | 5.2/5.9L | All | 1 | Cat4ward [®] Shorty | 1 1/2" | 5,16 | 1945S-1 | 1945S-1JS | 1945S-1JT |
| 96-02 | 8.0L | All | 1 | Cat4ward [®] Shorty | 1 1/2" | 5,16 | 1950S | - | 1950SJT |
| 92-95 | 5.2/5.9L | All | 1 | Cat4ward [®] Shorty | 1 1/2" | 5,16 | 1940S-1 | 1940S-1JS | 1940S-1JT |
| 92-95 | 3.9L | All | 1 | Cat4ward [®] Shorty | 1 1/2" | 5,16 | 1938S | - | - |



1945S-1JS



1939SJT

Power, Sound, Quality

Truck & SUV Cat4ward[®] & Shorty Headers



1679S-1JS

| Year | Engine | Application | Emission Code | Description | Tube Size (in) | Notes | Stainless Steel | Silver Ceramic | Titanium Ceramic |
|-----------------------------------|----------|--------------------|---------------|------------------------------|----------------|-------|-----------------|----------------|------------------|
| FORD Trucks and SUVs | | | | | | | | | |
| BRONCO / BRONCO II | | | | | | | | | |
| 1996 | 5.0L | All | 1 | Cat4ward [®] Shorty | 1 1/2" | 5,16 | 1627S-1 | 1627S-1JS | 1627S-1JT |
| 88-90 | 2.9L | Manual trans. | 1 | Cat4ward [®] System | 1 5/8" | 5,17 | 1632S-1 | - | - |
| 87-95 | 5.0L | All | 1 | Cat4ward [®] Shorty | 1 1/2" | 5,16 | 1627S | 1627SJS | 1627SJT |
| 86-96 | 5.8L | All | 1 | Cat4ward [®] Shorty | 1 1/2" | 5,16 | 1628S | 1628SJS | 1628SJT |
| 1986 | 5.0L | All | 1 | Cat4ward [®] Shorty | 1 1/2" | 5,16 | 1627S-1 | 1627S-1JS | 1627S-1JT |
| EXCURSION | | | | | | | | | |
| 99-04 | 5.4L | w/ egr | 1 | Cat4ward [®] Shorty | 1 1/2" | 5,16 | 1679S-1 | 1679S-1JS | 1679S-1JT |
| 99-04 | 5.4L | w/o egr | 1 | Cat4ward [®] Shorty | 1 1/2" | 5,16 | 1679S-2 | 1679S-2JS | 1679S-2JT |
| 99-04 | 6.8L | w/o egr | 1 | Cat4ward [®] Shorty | 1 1/2" | 5,16 | 1669S | 1669SJS | 1669SJT |
| 99-04 | 6.8L | w/ egr | 1 | Cat4ward [®] Shorty | 1 1/2" | 5,16 | 1669S-1 | 1669S-1JS | 1669S-1JT |
| EXPEDITION | | | | | | | | | |
| 97-03 | 4.6L | All | 1 | Cat4ward [®] Shorty | 1 1/2" | 5,16 | 1677S | 1677SJS | 1677SJT |
| 97-03 | 5.4L | All | 1 | Cat4ward [®] Shorty | 1 1/2" | 5,16 | 1679S | 1679SJS | 1679SJT |
| EXPLORER & SPORT TRACK | | | | | | | | | |
| 03-11 | 4.0L OHC | w/o egr | 1 | Cat4ward [®] Shorty | 1 1/2" | 5,16 | 1674S-2 | 1674S-2JS | - |
| 02-05 | 4.6L | All | 1 | Cat4ward [®] Shorty | 1 1/2" | 5,16 | 1678S | 1678SJS | 1678SJT |
| 99-11 | 4.0L OHC | w/ Pass. side Egr | 1 | Cat4ward [®] Shorty | 1 1/2" | 5,16 | 1674S | 1674SJS | 1674SJT |
| 98-00 | 4.0L OHV | w/o egr | 1 | Cat4ward [®] Shorty | 1 1/2" | 5,16 | - | 1634S-2JS | 1634S-2JT |
| 98-00 | 4.0L OHV | w/ egr | 1 | Cat4ward [®] Shorty | 1 1/2" | 5,16 | 1634S-3 | 1634S-3JS | 1634S-3JT |
| 97-11 | 4.0L OHC | w/ Driver side Egr | 1 | Cat4ward [®] Shorty | 1 1/2" | 5,16 | 1674S-1 | 1674S-1JS | 1674S-1JT |

5 50-State Smog Legal header;
C.A.R.B. E.O. #D-57-32 (Dodge/Jeep), #D-57-30 (Toyota/Nissan),
#D-57-31 (Ford), D-57-29 (GM)

16 Direct replacement for factory manifold, installation hardware kit included.

17 Complete header and Y-pipe or down pipe system, installation hardware included.



Truck & SUV Cat4ward[®] & Shorty Headers

| Year | Engine | Application | Emission Code | Description | Tube Size (in) | Notes | Stainless Steel | Silver Ceramic | Titanium Ceramic |
|--|----------|--------------------|---------------|------------------------------|----------------|-------|-----------------|----------------|------------------|
| FORD Trucks and SUVs (Cont) | | | | | | | | | |
| F SERIES (F150,F250,F350,SuperDuty) | | | | | | | | | |
| 15-16 | 5.0L | All | 3 | Cat4ward [®] Shorty | 1 3/4" | 16 | 1683S | 1683SJS | 1683SJT |
| 15-16 | 3.5L | All | 3 | Cat4ward [®] Shorty | 1 5/8" | 16 | 1682S | 1682SJS | 1682SJT |
| 11-14 | 5.0L | All | 1 | Cat4ward [®] Shorty | 1 5/8" | 5,16 | 1688S | 1688SJS | 1688SJT |
| 05-10 | 5.4L 3V | F-250/350/450/SD | 1 | Cat4ward [®] Shorty | 1 5/8" | 5,16 | 1676S-1 | 1676S-1JS | 1676S-1JT |
| 05-10 | 6.8L 3V | F-250/F-350 | 1 | Cat4ward [®] Shorty | 1 1/2" | 5,16 | 1670S | 1670SJS | 1670SJT |
| 04-10 | 5.4L 3V | F-150/Raptor | 1 | Cat4ward [®] Shorty | 1 5/8" | 5,16 | 1676S | 1676SJS | 1676SJT |
| 04-08 | 4.6L | All | 1 | Cat4ward [®] Shorty | 1 1/2" | 5,16 | 1687S | 1687SJS | 1687SJT |
| 99-04 | 5.4L | F-250/350 w/Egr | 1 | Cat4ward [®] Shorty | 1 1/2" | 5,16 | 1679S-1 | 1679S-1JS | 1679S-1JT |
| 99-04 | 5.4L | F-250/350 w/o egr | 1 | Cat4ward [®] Shorty | 1 1/2" | 5,16 | 1679S-2 | 1679S-2JS | 1679S-2JT |
| 99-04 | 6.8L 2V | Super Duty w/o egr | 1 | Cat4ward [®] Shorty | 1 1/2" | 5,16 | 1669S | 1669SJS | 1669SJT |
| 99-04 | 6.8L 2V | Super Duty w/ egr | 1 | Cat4ward [®] Shorty | 1 1/2" | 5,16 | 1669S-1 | 1669S-1JS | 1669S-1JT |
| 97-08 | 4.2L | All | 1 | Cat4ward [®] Shorty | 1 1/2" | 5,16 | 1672S | 1672SJS | 1672SJT |
| 97-03 | 5.4L | F-150 | 1 | Cat4ward [®] Shorty | 1 1/2" | 5,16 | 1679S | 1679SJS | 1679SJT |
| 97-03 | 4.6L | All | 1 | Cat4ward [®] Shorty | 1 1/2" | 5,16 | 1677S | 1677SJS | 1677SJT |
| 1996 | 5.0L | All | 1 | Cat4ward [®] Shorty | 1 1/2" | 5,16 | 1627S-1 | 1627S-1JS | 1627S-1JT |
| 87-95 | 5.0L | All | 1 | Cat4ward [®] Shorty | 1 1/2" | 5,16 | 1627S | 1627SJS | 1627SJT |
| 86-96 | 5.8L | F-150 w/o air inj | 1 | Cat4ward [®] Shorty | 1 1/2" | 5,16 | 1628S | 1628SJS | 1628SJT |
| 1986 | 5.0L | All | 1 | Cat4ward [®] Shorty | 1 1/2" | 5,16 | 1627S-1 | 1627S-1JS | 1627S-1JT |
| LIGHTNING / HARLEY DAVIDSON F-150 | | | | | | | | | |
| 99-04 | 5.4L SC | All | 1 | Cat4ward [®] Shorty | 1 5/8" | 5,16 | 1679S-3 | 1679S-3JS | - |
| MOTORHOME | | | | | | | | | |
| 99-04 | 6.8L 2V | w/o egr, Class A | 1 | Cat4ward [®] Shorty | 1 1/2" | 5,16 | 1669S | 1669SJS | 1669SJT |
| 99-04 | 6.8L 2V | w/ egr, Class A | 1 | Cat4ward [®] Shorty | 1 1/2" | 5,16 | 1669S-1 | 1669S-1JS | 1669S-1JT |
| RANGER | | | | | | | | | |
| 03-11 | 4.0L OHC | w/o egr | 1 | Cat4ward [®] Shorty | 1 1/2" | 5,16 | 1674S-2 | 1674S-2JS | - |
| 02-08 | 3.0L | w/o egr | 1 | Cat4ward [®] Shorty | 1 1/2" | 5,16 | 1647S-1 | 1647S-1JS | 1647S-1JT |
| 00-11 | 4.0L OHC | w/ Pass. side egr | 1 | Cat4ward [®] Shorty | 1 1/2" | 5,16 | 1674S | 1674SJS | 1674SJT |
| 98-01 | 3.0L | w/ egr | 1 | Cat4ward [®] Shorty | 1 1/2" | 5,16 | 1647S | 1647SJS | 1647SJT |
| 98-00 | 4.0L OHV | w/ egr | 1 | Cat4ward [®] Shorty | 1 1/2" | 5,16 | 1634S-3 | 1634S-3JS | 1634S-3JT |
| 98-00 | 4.0L OHV | w/o egr | 1 | Cat4ward [®] Shorty | 1 1/2" | 5,16 | - | 1634S-2JS | 1634S-2JT |
| 97-11 | 4.0L OHC | w/ Driver side egr | 1 | Cat4ward [®] Shorty | 1 1/2" | 5,16 | 1674S-1 | 1674S-1JS | 1674S-1JT |
| 95-97 | 4.0L OHV | All | 1 | Cat4ward [®] System | 1 1/2" | 5,17 | 1634S | 1634SJS | - |
| 91-93 | 3.0L | w/ Round egr | 1 | Cat4ward [®] System | 1 5/8" | 5,17 | 1646S | 1646SJS | 1646SJT |
| 90-94 | 4.0L | All | 1 | Cat4ward [®] System | 1 5/8" | 5,17 | 1633S-1 | 1633S-1JS | 1633S-1JT |
| 88-90 | 2.9L | Manual trans. | 1 | Cat4ward [®] System | 1 5/8" | 5,17 | 1632S-1 | - | - |



1687SJS

Truck & SUV Cat4ward[®] & Shorty Headers

| Year | Engine | Application | Emission Code | Description | Tube Size (in) | Notes | Stainless Steel | Silver Ceramic | Titanium Ceramic |
|--------------------------------------|----------|--------------|---------------|------------------------------|----------------|---------|-----------------|----------------|------------------|
| HUMMER | | | | | | | | | |
| H2 / SUT | | | | | | | | | |
| 07-13 | 6.0/6.2L | w/o egr | 1 | Cat4ward [®] Shorty | 1 5/8" | 5,16 | 1850S-2 | 1850S-2JS | 1850S-2JT |
| 03-06 | 6.0L | w/o egr | 1 | Cat4ward [®] Shorty | 1 5/8" | 5,16 | 1850S-3 | 1850S-3JS | 1850S-3JT |
| INFINITI | | | | | | | | | |
| QX56 | | | | | | | | | |
| 04-14 | 5.6L | All | 1 | Cat4ward [®] Shorty | 1 5/8" | 3,5 | 1400S | 1400SJS | 1400SJT |
| JEEP | | | | | | | | | |
| LIBERTY | | | | | | | | | |
| 05-07 | 3.7L | All | 1 | Cat4ward [®] Shorty | 1 1/2" | 5,16 | 1930S | - | - |
| WRANGLER / WRANGLER UNLIMITED | | | | | | | | | |
| 07-11 | 3.8L | All | 1 | Cat4ward [®] Shorty | 1 1/2" | 5,16 | 1528S | 1528SJS | 1528SJT |
| 00-06 | 4.0L | All | 1 | Cat4ward [®] Shorty | 1 1/2" | 5,16 | 1527S | 1527SJS | 1527SJT |
| 91-99 | 4.0L | All | 1 | Cat4ward [®] Shorty | 1 1/2" | 5,16,29 | 1526S | 1526SJS | 1526SJT |
| LINCOLN Trucks and SUVs | | | | | | | | | |
| BLACKWOOD | | | | | | | | | |
| 04-10 | 5.4L 3V | All | 1 | Cat4ward [®] Shorty | 1 5/8" | 5,16 | 1676S | 1676SJS | 1676SJT |
| NAVIGATOR | | | | | | | | | |
| 98-03 | 5.4L 2V | All | 1 | Cat4ward [®] Shorty | 1 1/2" | 5,16 | 1679S | 1679SJS | 1679SJT |
| MAZDA Trucks | | | | | | | | | |
| B3000 | | | | | | | | | |
| 91-93 | 3.0L | w/ Round egr | 1 | Cat4ward [®] System | 1 5/8" | 3,5,17 | 1646S | 1646SJS | 1646SJT |



1526SJS

3 Installation requires welding/modification to exhaust system.
 5 50-State Smog Legal header;
 C.A.R.B. E.O. #D-57-32 (Dodge/Jeep), #D-57-30 (Toyota/Nissan),
 #D-57-31 (Ford), D-57-29 (GM)
 16 Direct replacement for factory manifold, installation hardware kit included.
 17 Complete header and Y-pipe or down pipe system, installation hardware included.
 29 Matching mid-pipes available.
 55 Matching Y-pipe available.



Truck & SUV Cat4ward[®] & Shorty Headers

| Year | Engine | Application | Emission Code | Description | Tube Size (in) | Notes | Stainless Steel | Silver Ceramic | Titanium Ceramic |
|----------------------|--------|-------------|---------------|------------------------------|----------------|--------|-----------------|----------------|------------------|
| NISSAN Trucks | | | | | | | | | |
| ARMADA | | | | | | | | | |
| 04-14 | 5.6L | All | 1 | Cat4ward [®] Shorty | 1 5/8" | 3,5,16 | 1400S | 1400SJS | 1400SJT |
| FRONTIER | | | | | | | | | |
| 05-14 | 4.0L | All | 1 | Cat4ward [®] Shorty | 1 5/8" | 5,16 | 1410S | 1410SJS | 1410SJT |
| PATHFINDER | | | | | | | | | |
| 05-14 | 4.0L | All | 1 | Cat4ward [®] Shorty | 1 5/8" | 5,16 | 1410S | 1410SJS | 1410SJT |
| TITAN | | | | | | | | | |
| 15-16 | 5.6L | VK56DE Code | 3 | Cat4ward [®] Shorty | 1 5/8" | 316 | 1400S | 1400SJS | 1400SJT |
| 04-14 | 5.6L | VK56DE Code | 1 | Cat4ward [®] Shorty | 1 5/8" | 3,5,16 | 1400S | 1400SJS | 1400SJT |
| XTERRA | | | | | | | | | |
| 2015 | 4.0L | All | 3 | Cat4ward [®] Shorty | 1 5/8" | 16 | 1410S | 1410SJS | 1410SJT |
| 05-14 | 4.0L | All | 1 | Cat4ward [®] Shorty | 1 5/8" | 5,16 | 1410S | 1410SJS | 1410SJT |



1400SJS

Truck & SUV Cat4ward[®] & Shorty Headers

| Year | Engine | Application | Emission Code | Description | Tube Size (in) | Notes | Stainless Steel | Silver Ceramic | Titanium Ceramic |
|-------------------------------|--------|--------------|---------------|------------------------------|----------------|---------|-----------------|----------------|------------------|
| TOYOTA Trucks and SUVs | | | | | | | | | |
| 4RUNNER | | | | | | | | | |
| 2015 | 4.0L | All | 3 | Cat4ward [®] Shorty | 1 1/2" | 3,16 | 2035S-3 | 2035S-3JS | 2035S-3JT |
| 13-14 | 4.0L | All | 1 | Cat4ward [®] Shorty | 1 1/2" | 3,5,16 | 2035S-3 | 2035S-3JS | 2035S-3JT |
| 10-12 | 4.0L | w/o air inj | 1 | Cat4ward [®] Shorty | 1 1/2" | 3,5,16 | 2035S-1 | 2035S-1JS | 2035S-1JT |
| 03-09 | 4.0L | w/o air inj | 1 | Cat4ward [®] Shorty | 1 1/2" | 3,5,16 | 2035S | 2035SJS | 2035SJT |
| FJ CRUISER | | | | | | | | | |
| 13-14 | 4.0L | All | 1 | Cat4ward [®] Shorty | 1 1/2" | 3,5,16 | 2035S-3 | 2035S-3JS | 2035S-3JT |
| 10-12 | 4.0L | w/o air inj | 1 | Cat4ward [®] Shorty | 1 1/2" | 3,5,16 | 2035S-1 | 2035S-1JS | 2035S-1JT |
| 07-09 | 4.0L | w/o air inj | 1 | Cat4ward [®] Shorty | 1 1/2" | 3,5,16 | 2035S | 2035SJS | 2035SJT |
| SEQUOIA | | | | | | | | | |
| 10-14 | 4.6L | All | 1 | Cat4ward [®] Shorty | 1 5/8" | 5,16 | 2014S | 2014SJS | 2014SJT |
| 07-14 | 5.7L | All | 1 | Cat4ward [®] Shorty | 1 5/8" | 5,16 | 2012S | 2012SJS | 2012SJT |
| 08-09 | 4.7L | All | 1 | Cat4ward [®] Shorty | 1 1/2" | 5,16 | 2013S | 2013SJS | 2013SJT |
| 05-07 | 4.7L | All | 1 | Cat4ward [®] Shorty | 1 1/2" | 5,16 | 2011S | 2011SJS | 2011SJT |
| 00-04 | 4.7L | All | 1 | Cat4ward [®] Shorty | 1 1/2" | 5,16 | 2010S | 2010SJS | 2010SJT |
| T-100 | | | | | | | | | |
| 95-01 | 3.4L | w/o egr | 1 | Cat4ward [®] System | 1 1/2" | 3,5,17 | 2032S-3 | 2032S-3JS | 2032S-3JT |
| TACOMA | | | | | | | | | |
| 2015 | 4.0L | w/ air inj | 3 | Cat4ward [®] Shorty | 1 1/2" | 3,16 | 2035S-2 | 2035S-2JS | 2035S-2JT |
| 12-14 | 4.0L | w/ air inj | 1 | Cat4ward [®] Shorty | 1 1/2" | 3,5,16 | 2035S-2 | 2035S-2JS | 2035S-2JT |
| 09-11 | 4.0L | w/o air inj | 1 | Cat4ward [®] Shorty | 1 1/2" | 3,5,16 | 2035S-1 | 2035S-1JS | 2035S-1JT |
| 05-08 | 4.0L | w/o air inj | 1 | Cat4ward [®] Shorty | 1 1/2" | 3,5,16 | 2035S | 2035SJS | 2035SJT |
| 01-04 | 3.4L | w/o egr | 1 | Cat4ward [®] System | 1 1/2" | 3,5,17 | 2032S | 2032SJS | 2032SJT |
| 95-00 | 3.4L | w/o egr | 1 | Cat4ward [®] System | 1 1/2" | 3,5,17 | 2032S-1 | 2032S-1JS | 2032S-1JT |
| TUNDRA | | | | | | | | | |
| 11-14 | 4.0L | w/ air inj | 1 | Cat4ward [®] Shorty | 1 1/2" | 3,5,16 | 2035S-2 | 2035S-2JS | 2035S-2JT |
| 2015 | 4.6L | All | 3 | Cat4ward [®] Shorty | 1 5/8" | 16 | 2014S | 2014SJS | 2014SJT |
| 10-14 | 4.6L | All | 1 | Cat4ward [®] Shorty | 1 5/8" | 5,16 | 2014S | 2014SJS | 2014SJT |
| 2015 | 5.7L | All | 3 | Cat4ward* Shorty | 1 5/8" | 16 | 2012S | 2012SJS | 2012SJT |
| 07-14 | 5.7L | All | 1 | Cat4ward* Shorty | 1 5/8" | 5,16 | 2012S | 2012SJS | 2012SJT |
| 07-11 | 4.7L | All | 1 | Cat4ward* Shorty | 1 1/2" | 5,16 | 2013S | 2013SJS | 2013SJT |
| 05-06 | 4.7L | All | 1 | Cat4ward [®] Shorty | 1 1/2" | 5,16,55 | 2011S | 2011SJS | 2011SJT |
| 00-04 | 4.7L | All | 1 | Cat4ward [®] Shorty | 1 1/2" | 5,16,55 | 2010S | 2010SJS | 2010SJT |
| 07-10 | 4.0L | w/o air inj | 1 | Cat4ward [®] Shorty | 1 1/2" | 3,5,16 | 2035S-1 | 2035S-1JS | 2035S-1JT |
| 05-06 | 4.0L | w/o air inj. | 1 | Cat4ward [®] Shorty | 1 1/2" | 3,5,16 | 2035S | 2035SJS | 2035SJT |




2012SJS

LONG TUBE HEADERS

COMPETITION READY HEADERS - 409 SERIES

JBA long tube headers are the number one choice for maximum performance gains and high RPM efficiency. These long tube designs are dyno and race proven to deliver the greatest possible increase in horsepower and torque throughout the RPM range. All JBA long tube headers feature large mandrel-bent stainless steel primary tubes, oversized exhaust ports, extra thick 3/8 one piece flanges, and proprietary JBA Firecone® merged collectors for smooth flow. Each system is designed to give the maximum amount of ground clearance possible so lowered cars do not drag the collectors. Each system includes high quality hardware and thorough instructions for a professional no-leak installation.

:: Part No. 6685SJS ::



JBA HEADER FEATURES:

1. 3/8 thick CNC laser-cut flanges
2. Proprietary JBA Firecone® merged collector
3. O₂ sensor provisions
4. Large mandrel-bent stainless steel primary tubes
5. Oversized exhaust ports

JBA HEADER BENEFIT:


- Prevents leaks caused by warping
- Increased hp/tq, improved exhaust scavenging
- Standard on EFI headers for proper connection
- Maximum flow and high RPM efficiency
- Accommodates ported cylinder heads

304 SERIES JBA LONG TUBE HEADERS

COMPETITION READY HEADERS - 304 SERIES

JBA is proud to introduce a new bench-mark in header design and quality. JBA's new **304 Series** headers elevate our award winning designs to a new level by taking our most popular and track-proven applications to a state of the art standard using higher corrosion resistant 304 series stainless steel. JBA's new **304 Series** headers feature 100% 304 Series Stainless Steel construction including new 304 flanges, longer smoother 304 merged collectors and strong 304 primary tubing. Most notably significant advancements in the design of our Proprietary **JBA Firecone®** have been made by extending a new longer concave design deep within the collector for the smoothest flow on the market. Each **304 Series** JBA Header is meticulously hand polished to a mirror finish before packaging and will retain that "Custom" look. Each system includes high quality hardware and thorough instructions for a professional no-leak installation.

:: Part No. 36813S ::



JBA HEADER FEATURES:

1. 3/8 thick CNC laser-cut flanges
2. NEW Proprietary JBA Firecone® merged collector
3. O₂ sensor provisions
4. Large mandrel-bent stainless steel primary tubes
5. Oversized exhaust ports

JBA HEADER BENEFIT:

- Prevents leaks caused by warping
- Increased hp/tq, improved exhaust scavenging
- Standard on EFI headers for proper connection
- Maximum flow and high RPM efficiency
- Accommodates ported cylinder heads

Automotive Long Tube Headers

| Year | Engine | Application | Emission Code | Description | Tube Size (in) | Notes | 409 Series Stainless | 409 Silver Ceramic | 409 Titanium Ceramic | 304 Series Stainless |
|-----------------------|---------------|------------------|---------------|-----------------|----------------|---------------|----------------------|--------------------|----------------------|----------------------|
| CHEVROLET Cars | | | | | | | | | | |
| CAMARO | | | | | | | | | | |
| 2016 | 6.2L | All | 3 | Long tube | 1 7/8" | 3,29,57,60 | 6816S | 6816SJS | 6816SJT | - |
| 10-15 | 6.2L | All | 3 | Long tube | 1 3/4" | 3,29,57,60 | 6812S | 6812SJS | 6812SJT | - |
| 10-15 | 6.2L | All | 3 | Long tube | 1 7/8" | 3,29,57,60 | 6813S | 6813SJS | 6813SJT | 36813S |
| 00-02 | LS | w/ air, w/ egr | 3 | Long tube | 1 7/8" | 3,29,57,60 | 6814S-2 | 6814S-2JS | 6814S-2JT | - |
| 98-02 | LS | w/o air, w/o egr | 3 | Long tube | 1 7/8" | 3,29,57,60 | 6814S | 6814SJS | 6814SJT | - |
| 98-99 | LS | w/ air, w/ egr | 3 | Long tube | 1 7/8" | 3,29,57,60 | 6814S-1 | 6814S-1JS | 6814S-1JT | - |
| CORVETTE | | | | | | | | | | |
| 14-16 | 6.2L LT1 | ALL | 3 | 4-2-1 Long tube | 1 7/8" | 3,29,57,59,60 | - | - | - | 36823S |
| 06-13 | 7.0 LS7 | Z06 | 3 | 4-2-1 Long tube | 1 7/8" | 3,29,57,59,60 | 6821S | 6821SJS | 6821SJT | 36821S |
| 06-13 | 7.0 LS7 | Z06 | 3 | Long tube | 1 7/8" | 3,29,57,60 | 6820S | 6820SJS | 6820SJT | - |
| 05-13 | 6.0/6.2L | All | 3 | Long tube | 1 3/4" | 3,57,60 | 6819S | 6819SJS | 6819SJT | - |
| 01-04 | 5.7L | All | 3 | Long tube | 1 3/4" | 3,57,60 | 6818S | 6818SJS | 6818SJT | - |
| 97-00 | 5.7L | All | 3 | Long tube | 1 3/4" | 3,57,60 | 6817S | 6817SJS | 6817SJT | - |
| SS | | | | | | | | | | |
| 14-16 | 6.2L | All | - | Long tube | 1 7/8" | 3,29,57,60 | 6815S | 6815SJS | 6815SJT | - |
| CHRYSLER Cars | | | | | | | | | | |
| 300C | | | | | | | | | | |
| 04-16 | 5.7/6.1L/6.4L | All | 3 | Long tube | 1 3/4" | 3,29,57,60 | 6965S | 6965SJS | 6965SJT | 36965S |
| DODGE Cars | | | | | | | | | | |
| CHALLENGER | | | | | | | | | | |
| 15-16 | 6.2L | HELLCAT | 3 | Long tube | 1 3/4" | 3,29,57,60 | 6965S | 6965SJS | 6965SJT | 36965S |
| 08-16 | 5.7/6.1/6.4L | All | 3 | Long tube | 1 3/4" | 3,29,57,60 | 6965S | 6965SJS | 6965SJT | 36965S |
| CHARGER | | | | | | | | | | |
| 15-16 | 6.2L | HELLCAT | 3 | Long tube | 1 3/4" | 3,29,57,60 | 6965S | 6965SJS | 6965SJT | 36965S |
| 04-16 | 5.7/6.1L/6.4L | All | 3 | Long tube | 1 3/4" | 3,29,57,60 | 6965S | 6965SJS | 6965SJT | 36965S |
| MAGNUM | | | | | | | | | | |
| 04-10 | 5.7/6.1L/6.4L | All | 3 | Long tube | 1 3/4" | 3,29,57,60 | 6965S | 6965SJS | 6965SJT | 36965S |

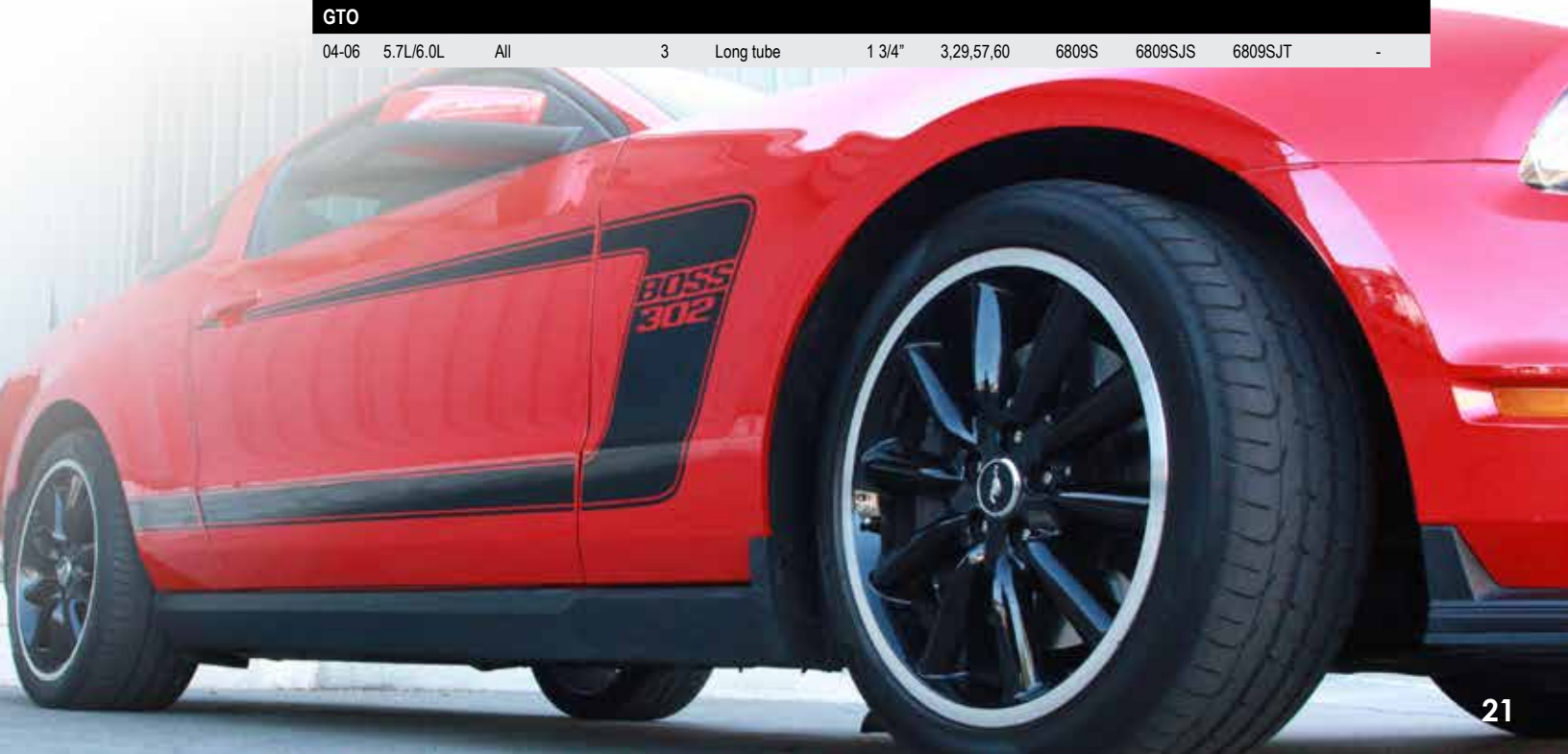
- 1 Fits most Z-bars. Vehicles may require Z-Bar modification or new JBA Z-Bar P/N 1650Z for proper fit.
- 3 Installation requires welding/modification to exhaust system.
- 14 Available Ignition wire part number W0850 = 11.5" total length. Part number W0807 = 9.5" total length.
- 29 Matching mid-pipes available.
- 39 Will not fit standard 390 cylinder head. Head flange is designed for 14 bolt 390 GT cylinder head only.
- 41 Fits most rack and pinion conversions.
- 42 Fits with power steering when 6656P JBA power steering ram drop down bracket is used.
- 48 Fits 5 speed transmission w/ aftermarket cross member.
- 50 Also fits aluminum FE Shelby block.
- 57 Header equipped with O2 Sensor provisions
- 59 4-2-1 Header design increases mid-range HP & Torque
- 60 O2 Sensor extensions included
- 61 Fits Mustang II style Rack & Pinion front suspension

Power, Sound, Quality



Automotive Long Tube Headers

| Year | Engine | Application | Emission Code | Description | Tube Size (in) | Notes | 409 Series Stainless | 409 Silver Ceramic | 409 Titanium Ceramic | 304 Series Stainless |
|-------------------------------|----------------|-------------------------|---------------|-------------------------|----------------|------------------|----------------------|--------------------|----------------------|----------------------|
| FORD Cars | | | | | | | | | | |
| GT | | | | | | | | | | |
| 05-06 | 5.4L 4V | All | 3 | Long Tube | 1 3/4" | 3,29,57 | 6690S | 6690SJS | 6690SJT | - |
| COBRA / MACH 1 / GT500 | | | | | | | | | | |
| 07-14 | 5.4/5.8L 4V | GT500 | 3 | Long tube | 1 3/4" | 3,29,57 | 6695S | 6695SJS | 6695SJT | 36695S |
| 99-04 | 4.6L 4V | Cobra/ Mach I | 3 | Long tube | 1 5/8" | 3,29,57 | 6635S | - | 6635SJT | - |
| MUSTANG | | | | | | | | | | |
| 15-16 | 5.0L | All | 3 | Long tube | 1 7/8" | 3,29,57 | 6689S | 6689SJS | 6689SJT | 36689S |
| 11-14 | 5.0L | All | 3 | Long tube | 1 7/8" | 3,29,57 | 6685S | 6685SJS | 6685SJT | 36685S |
| 05-10 | 4.6L 3V | GT | 3 | Long tube 2.5 collector | 1 5/8" | 3,29,57,60 | 6675S | 6675SJS | 6675SJT | 36675S |
| 05-10 | 4.6L 3V | GT | 3 | Long tube 3 collector | 1 5/8" | 3,29,57,60 | 6673S | 6673SJS | 6673SJT | - |
| 96-04 | 4.6L 2V | GT | 3 | Long tube | 1 5/8" | 3,29,57 | 6632S | - | 6632SJT | 36632S |
| 67-70 | 390 GT | w/ C6/4 spd trans. | 2 | Long tube Tri-Y | 1 3/4" | 3,29,39,41,42 | 6656S | 6656SJS | 6656SJT | - |
| 67-70 | 390/427/428/CJ | w/ C6/4 spd trans. | 2 | Long tube Tri-Y | 1 3/4" | 3,29,41,42 | 6655S | 6655SJS | 6655SJT | - |
| 67-70 | 390/427/428/CJ | w/ 5 spd trans. | 2 | Long tube Tri-Y | 1 3/4" | 3,29,41,42,48,50 | 6654S | 6654SJS | 6654SJT | - |
| 65-73 | 289/302 | w/ 4spd/C4/C6/AOD trans | 2 | Long tube | 1 3/4" | 1,3,29,42 | 6610S | 6610SJS | 6610SJT | 36610S |
| 65-73 | 289/302 | w/ 5spd/T5/T56 trans. | 2 | Long tube | 1 3/4" | 1,3,29,42 | 6611S | 6611SJS | 6611SJT | 36611S |
| 65-73 | 289-351 | w/ Mustang II Susp. | 2 | Long tube | 1 3/4" | 1,3,61 | 6612S | 6612SJS | 6612SJT | - |
| 65-73 | 289/302 | w/ Borgeson PS | 2 | Long tube | 1 5/8" | 1,3,29 | 6613S | 6613SJS | 6613SJT | - |
| 65-70 | 289/302 | w/ C4 spd trans. | 2 | Long tube Tri-Y | 1 1/2" | 3,29 | 6651S | - | - | - |
| PONTIAC Cars | | | | | | | | | | |
| FIREBIRD / TRANS AM | | | | | | | | | | |
| 00-02 | LS | w/ air, w/ egr | 3 | Long tube | 1 7/8" | 3,29,57,60 | 6814S-2 | 6814S-2JS | 6814S-2JT | - |
| 98-02 | LS | w/o air, w/o egr | 3 | Long tube | 1 7/8" | 3,29,57,60 | 6814S | 6814SJS | 6814SJT | - |
| 98-99 | LS | w/ air, w/ egr | 3 | Long tube | 1 7/8" | 3,29,57,60 | 6814S-1 | 6814S-1JS | 6814S-1JT | - |
| G8 | | | | | | | | | | |
| 08-09 | 6.0L/6.2L | All | 3 | Long tube | 1 3/4" | 3,57,60 | 6811S | 6811SJS | - | - |
| GTO | | | | | | | | | | |
| 04-06 | 5.7L/6.0L | All | 3 | Long tube | 1 3/4" | 3,29,57,60 | 6809S | 6809SJS | 6809SJT | - |



Truck & SUV Long Tube Headers

| Year | Engine | Application | Emission Code | Description | Tube Size (in) | Notes | 409 Series Stainless | 409 Silver Ceramic | 409 Titanium Ceramic | 304 Series Stainless |
|--|-----------|---------------|---------------|-------------|----------------|------------|----------------------|--------------------|----------------------|----------------------|
| CADILLAC Trucks and SUVs | | | | | | | | | | |
| ESCALADE / ESV / EXT | | | | | | | | | | |
| 07-14 | 6.0/6.2L | 2wd | 3 | Long tube | 1 5/8" | 3,14,57 | 6851S | 6851SJS | 6851SJT | - |
| 00-06 | 5.3/6.0L | 2wd | 3 | Long tube | 1 3/4" | 3,14,29,57 | 6850S | 6850SJS | 6850SJT | - |
| CHEVROLET & GMC Trucks and SUVs | | | | | | | | | | |
| AVALANCHE | | | | | | | | | | |
| 07-13 | 5.3/6.2L | 2wd | 3 | Long tube | 1 5/8" | 3,14,57 | 6851S | 6851SJS | 6851SJT | - |
| 02-06 | 5.3L | 2wd | 3 | Long tube | 1 3/4" | 3,14,29,57 | 6850S | 6850SJS | 6850SJT | - |
| C/K SERIES PICK UP | | | | | | | | | | |
| 92-00 | 7.4L | Crew Cab | 3 | Long tube | 1 3/4" | 3,57 | 6822S | 6822SJS | 6822SJT | - |
| 92-00 | 5.0L/5.7L | Crew Cab | 3 | Long tube | 1 5/8" | 3,57 | 6830S | 6830SJS | 6830SJT | - |
| 88-98 | 7.4L | Std & Ext Cab | 3 | Long tube | 1 3/4" | 3,57 | 6822S | 6822SJS | 6822SJT | - |
| 88-98 | 5.0L/5.7L | Std & Ext Cab | 3 | Long tube | 1 5/8" | 3,57 | 6830S | 6830SJS | 6830SJT | - |
| SILVERADO / SIERRA | | | | | | | | | | |
| 07-13 | 4.8L-6.2L | 2wd | 3 | Long tube | 1 5/8" | 3,14,57 | 6851S | 6851SJS | 6851SJT | - |
| 99-06 | 4.8L-6.0L | 2wd | 3 | Long tube | 1 3/4" | 3,14,29,57 | 6850S | 6850SJS | 6850SJT | - |
| SUBURBAN / TAHOE / YUKON / BLAZER / JIMMY | | | | | | | | | | |
| 07-13 | 4.8L-6.2L | 2wd | 3 | Long tube | 1 5/8" | 3,14,57 | 6851S | 6851SJS | 6851SJT | - |
| 00-06 | 5.3L-6.0L | 2wd | 3 | Long tube | 1 3/4" | 3,14,29,57 | 6850S | 6850SJS | 6850SJT | - |
| 92-99 | 7.4L | All | 3 | Long tube | 1 3/4" | 3,57 | 6822S | 6822SJS | 6822SJT | - |
| 92-99 | 5.0L/5.7L | All | 3 | Long tube | 1 5/8" | 3,57 | 6830S | 6830SJS | 6830SJT | - |

Power, Sound, Quality



Truck & SUV Long Tube Headers

| Year | Engine | Application | Emission Code | Description | Tube Size (in) | Notes | 409 Series Stainless | 409 Silver Ceramic | 409 Titanium Ceramic | 304 Series Stainless |
|------------------------------------|-----------|-------------|---------------|-------------|----------------|------------|----------------------|--------------------|----------------------|----------------------|
| DODGE Trucks | | | | | | | | | | |
| RAM | | | | | | | | | | |
| 06-16 | 5.7L | All | 3 | Long tube | 1 7/8" | 3,29,57,60 | 6961S | 6961SJS | 6961SJT | 36961S |
| JEEP Trucks & SUV's | | | | | | | | | | |
| SRT-8 | | | | | | | | | | |
| 05-11 | 6.1/6.4L | All | 3 | Long tube | 1 7/8" | 3,29,57,60 | - | - | - | 36967S |
| HUMMER Trucks & SUV's | | | | | | | | | | |
| H2 | | | | | | | | | | |
| 07-09 | 6.0L-6.2L | 2wd | 3 | Long tube | 1 5/8" | 3,14,57,60 | 6851S | 6851SJS | 6851SJT | - |
| NISSAN Trucks | | | | | | | | | | |
| TITAN / ARMADA | | | | | | | | | | |
| 04-16 | 5.6L | VK56DE Code | 3 | Long tube | 1 5/8" | 3,57 | 6400S | 6400SJS | 6400SJT | 36400S |
| INFINITY Trucks & SUV's | | | | | | | | | | |
| QX56 | | | | | | | | | | |
| 04-14 | 5.6L | All | 3 | Long tube | 1 5/8" | 3,57 | 6400S | 6400SJS | 6400SJT | 36400S |
| TOYOTA Trucks | | | | | | | | | | |
| 4RUNNER | | | | | | | | | | |
| 13-15 | 4.0L | w/ air inj | 3 | Long tube | 1 5/8" | 3,57 | 6035S-3 | 6035S-3JS | 6035S-3JT | 36035S-3 |
| 10-12 | 4.0L | w/o air inj | 3 | Long tube | 1 5/8" | 3,57 | 6035S-1 | 6035S-1JS | 6035S-1JT | 36035S-1 |
| 03-09 | 4.0L | w/o air inj | 3 | Long tube | 1 5/8" | 3,57 | 6035S | 6035SJS | 6035SJT | 36035S-1 |
| FJ CRUISER | | | | | | | | | | |
| 13-15 | 4.0L | w/ air inj | 3 | Long tube | 1 5/8" | 3,57 | 6035S-3 | 6035S-3JS | 6035S-3JT | 36035S-3 |
| 10-12 | 4.0L | w/o air inj | 3 | Long tube | 1 5/8" | 3,57 | 6035S-1 | 6035S-1JS | 6035S-1JT | 36035S-1 |
| 07-09 | 4.0L | w/o air inj | 3 | Long tube | 1 5/8" | 3,57 | 6035S | 6035SJS | 6035SJT | 36035S-1 |
| TACOMA | | | | | | | | | | |
| 12-15 | 4.0L | w/ air inj | 3 | Long tube | 1 5/8" | 3,57 | 6035S-2 | 6035S-2JS | 6035S-2JT | 36035S-2 |
| 09-11 | 4.0L | w/o air inj | 3 | Long tube | 1 5/8" | 3,57 | 6035S-1 | 6035SJS-1 | 6035SJT-1 | 36035S-1 |
| 05-08 | 4.0L | w/o air inj | 3 | Long tube | 1 5/8" | 3,57 | 6035S | 6035SJS | 6035SJT | 36035S-1 |
| TUNDRA | | | | | | | | | | |
| 11-14 | 4.0L | w/ air inj | 3 | Long tube | 1 5/8" | 3,57 | 6035S-2 | 6035S-2JS | 6035S-2JT | 36035S-2 |
| 07-15 | 5.7L | All | 3 | Long tube | 1 3/4" | 3,29,57 | 6012S | 6012SJS | 6012SJT | 36012S |
| 07-10 | 4.0L | w/o air inj | 3 | Long tube | 1 5/8" | 3,57 | 6035S-1 | 6035S-1JS | 6035S-1JT | 36035S-1 |
| 05-06 | 4.0L | w/o air inj | 3 | Long tube | 1 5/8" | 3,57 | 6035S | 6035SJS | 6035SJT | 36035S-1 |

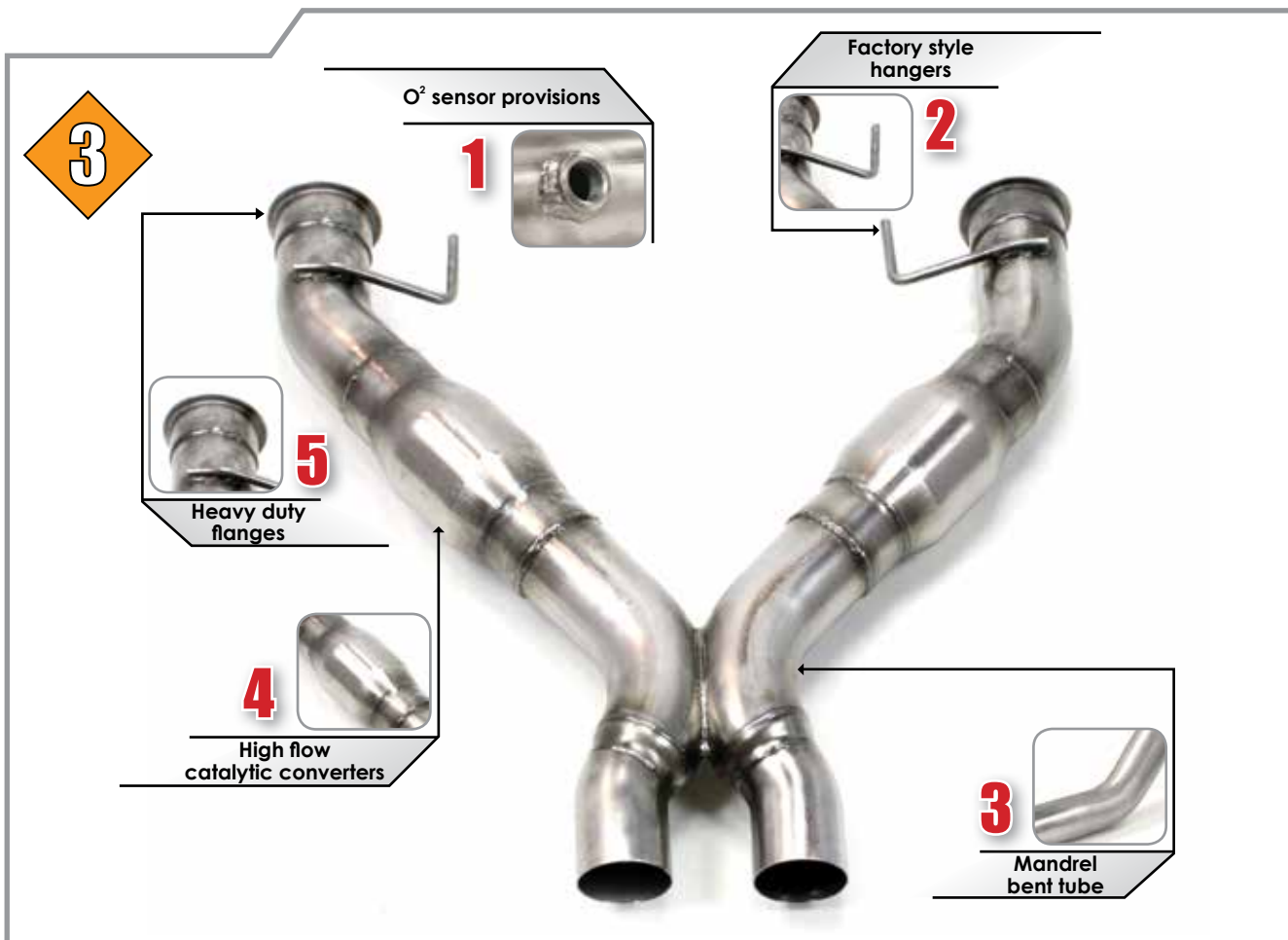
- 1 Fits most Z-bars. Vehicles may require Z-Bar modification or new JBA Z-Bar P/N 1650Z for proper fit.
- 3 Installation requires welding/modification to exhaust system.
- 14 Available Ignition wire part number W0850 = 11.5" total length. Part number W0807 = 9.5" total length.
- 29 Matching mid-pipes available.
- 41 Fits most rack and pinion conversions.
- 42 Fits with power steering when 6656P JBA power steering ram drop down bracket is used.
- 48 Fits 5 speed transmission w/ aftermarket cross member.
- 50 Also fits aluminum FE Shelby block.
- 57 Header equipped with O2 Sensor provisions
- 60 O2 Sensor extensions included
- 61 Fits Mustang II style Rack & Pinion front suspension



MID-PIPES

Stainless Steel Mid-Pipes - 409 SERIES

JBA mid-pipes are the perfect compliment to your JBA Headers or JBA Exhaust system. These systems open up the flow on exhaust systems for a dramatic increase in performance and improved sound. They are available for many popular applications as a stand alone upgrade or an addition to existing JBA product. Each system is application specific and optimized for your vehicle to get a perfect fit every time. They feature smooth flowing mandrel-bent tubing, heavy duty flanges, factory style hangers and provisions for factory emissions equipment for a simple installation. For closed course competition use only.



JBA MID-PIPE FEATURES:

1. O₂ sensor provisions
2. Factory style hangers
3. Large diameter mandrel-bent tubing
4. High flow catalytic converters
5. Heavy duty flanges

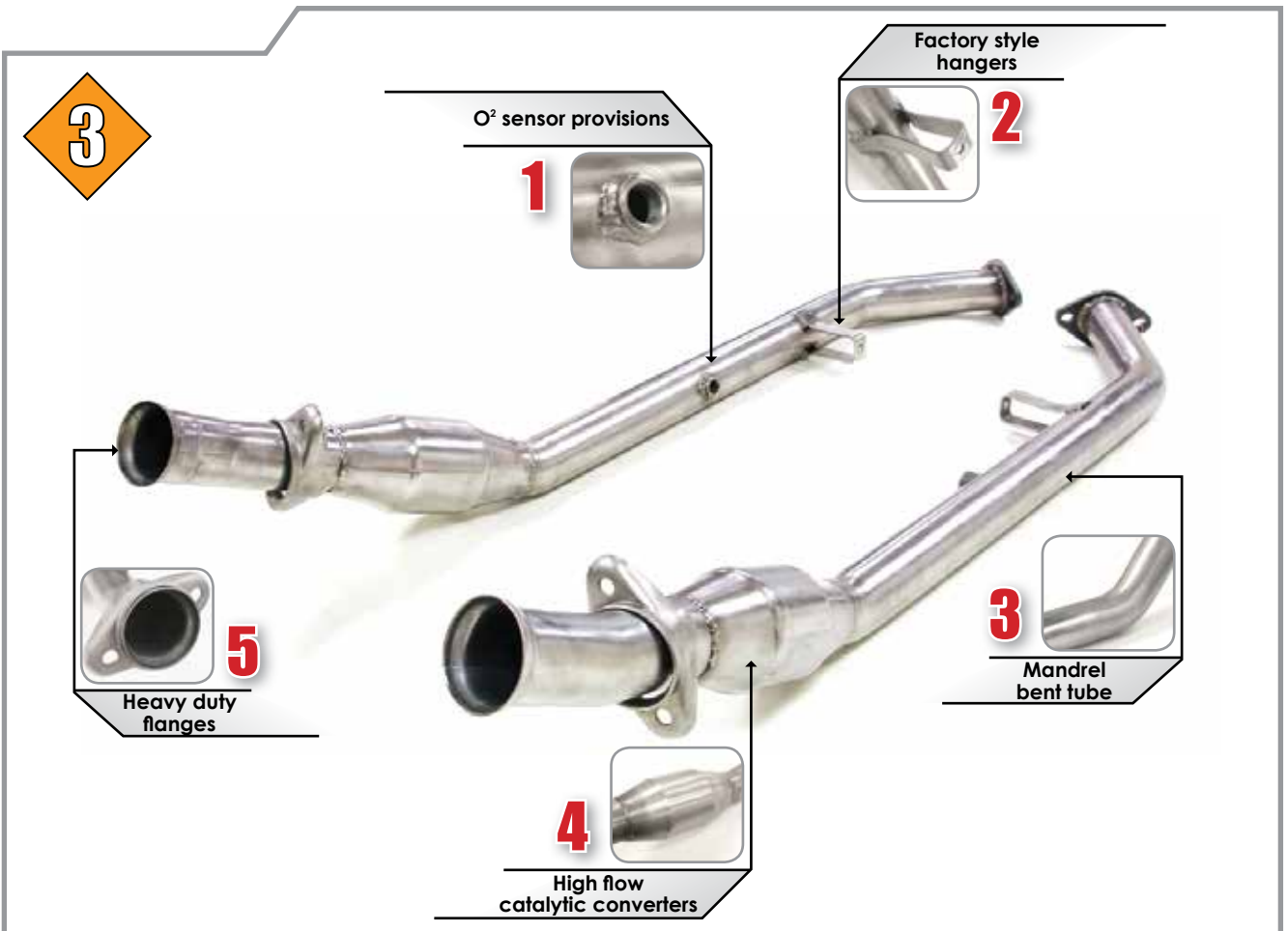
JBA MID-PIPE BENEFIT:

- Standard on EFI headers for proper connection
- Easy installation
- Increased hp/tq and improved throttle response
- For closed course competition use only
- Durable connection with exhaust system

MID-PIPES

Stainless Steel Mid-Pipes - 304 SERIES

To compliment JBA's new **304 Series** headers JBA has closed all the loop holes and added a higher corrosion resistant 304 series stainless steel mid-pipe for each application. JBA's new **304 Series** mid-pipes feature 100% 304 Series Stainless Steel construction. These systems open up the flow on exhaust systems for a dramatic increase in performance and improved sound. Each **304 Series** JBA mid-pipe is meticulously hand polished to a mirror finish before packaging and will retain that "Custom" look. Each system includes high quality hardware and thorough instructions for a professional no-leak installation.



JBA MID-PIPE FEATURES:

1. O₂ sensor provisions
2. Factory style hangers
3. Large diameter mandrel-bent tubing
4. High flow catalytic converters
5. Heavy duty flanges

JBA MID-PIPE BENEFIT:

- Standard on EFI headers for proper connection
- Easy installation
- Increased hp/tq and improved throttle response
- For closed course competition use only
- Durable connection with exhaust system

Automotive Mid-Pipes

| Year | Engine | Application | Emission Codes | Description | Tube Size | Notes | 409 Part No. Non-Catted | 409 Part No. Catted | 304 Part No. Non-Catted | 304 Part No. Catted |
|--------------------------------------|----------|---|----------------|-------------|-----------|-------|-------------------------|---------------------|-------------------------|---------------------|
| CHEVEROLET Cars | | | | | | | | | | |
| Camaro | | | | | | | | | | |
| 2016 | 6.2L | SS w/ JBA PN 6816S (3" to 2.5") | 3 | Mid Pipes | 3" | 56 | 6816SD | 6816SDC | - | - |
| 10-15 | 6.2L | SS w/ JBA PN 1812S or factory Manifolds | 3 | Mid Pipes | 2 1/2" | 21 | 1812SY | 1812SYC | - | - |
| 10-15 | 6.2L | SS w/ JBA PN 6812S/6813S (3" to 2.5") | 3 | Mid Pipes | 3" | 56 | 6812SD | 6812SDC | 36812SD | 36812SDC |
| 10-15 | 6.2L | SS w/ JBA PN 6812S/6813S (3" to 3") | 3 | Mid Pipes | 3" | 56 | 6813SD | 6813SDC | 36813SD | 36813SDC |
| 98-02 | LS | For use w/ 6814S, 6814S-1 & 6814S-2 headers | 3 | Mid Pipes | 2 1/2" | 56 | 6814SY | - | - | - |
| Corvette | | | | | | | | | | |
| 14-16 | 6.2L LT1 | For use with JBA PN 36823S | 3 | X-Pipe | 3" | 56 | - | - | 36823SX | 36823SXC |
| 06-13 | 7.0L LS7 | For use with JBA PN 6820S | 3 | X-Pipe | 3" | 56 | 6820SX | 6820SXC | - | - |
| 06-13 | 7.0L LS7 | For use with JBA PN 6821S | 3 | X-Pipe | 3" | 56 | 6821SX | 6821SXC | 36821SX | 36821SXC |
| CHRYSLER Cars | | | | | | | | | | |
| 300C | | | | | | | | | | |
| 15-16 | 6.2/6.4L | For use w/ factory manifolds | 3 | Mid Pipes | 3" | 21 | 2968SD | 2968SDC | - | - |
| 04-15 | 5.7L | For use w/ factory manifolds, AWD only | 3 | Mid Pipes | 2 1/2" | 21 | - | 2966SYC | - | - |
| 04-15 | 5.7L | For use w/ factory manifolds | 3 | Mid Pipes | 2 1/2" | 21 | 2965SY | 2965SYC | - | - |
| 04-14 | 6.1/6.4L | For use w/ factory manifolds | 3 | Mid Pipes | 3" | 21 | 2967SY | 2967SYC | - | - |
| 04-16 | 6.1/6.4L | For use w/ 6965S | 3 | Mid Pipes | 3" | 56 | 6965SY | 6965SYC | 36965SY | 36965SYC |
| 04-15 | 5.7L | For use w/ 6965S | 3 | Mid Pipes | 3" | 56 | 6966SY | 6966SYC | 36966SY | 36966SYC |
| DODGE Cars | | | | | | | | | | |
| MAGNUM / CHARGER / CHALLENGER | | | | | | | | | | |
| 15-16 | 6.2/6.4L | For use w/ factory manifolds | 3 | Mid Pipes | 3" | 21 | 2968SD | 2968SDC | - | - |
| 04-15 | 5.7L | For use w/ factory manifolds, AWD only | 3 | Mid Pipes | 2 1/2" | 21 | - | 2966SYC | - | - |
| 04-15 | 5.7L | For use w/ factory manifolds | 3 | Mid Pipes | 2 1/2" | 21 | 2965SY | 2965SYC | - | - |
| 04-14 | 6.1/6.4L | For use w/ factory manifolds | 3 | Mid Pipes | 3" | 21 | 2967SY | 2967SYC | - | - |
| 04-16 | 6.1/6.4L | For use w/ 6965S | 3 | Mid Pipes | 3" | 56 | 6965SY | 6965SYC | 36965SY | 36965SYC |
| 04-15 | 5.7L | For use w/ 6965S | 3 | Mid Pipes | 3" | 56 | 6966SY | 6966SYC | 36966SY | 36966SYC |
| FORD Cars | | | | | | | | | | |
| GT | | | | | | | | | | |
| 05-06 | 5.4L | For use w/ 6690S | 3 | Mid Pipes | 3" | 56 | 6690SD | 6690SDC | - | - |
| COBRA / MACH 1 / GT500 | | | | | | | | | | |
| 11-14 | 5.4/5.8L | For use w/ factory manifolds (2 3/4" Exhaust) | 3 | H-Pipe | 3" | 21 | 1798SH | 1798SHC | - | - |
| 11-14 | 5.4/5.8L | For use w/ factory manifolds (2 3/4" Exhaust) | 3 | X-pipe | 3" | 21 | 1798SX | 1798SXC | - | - |
| 11-14 | 5.4/5.8L | For use w/ 6695S (3" - 2 3/4" Exhaust) | 3 | X-pipe | 3" | 56 | 6698SX | 6698SXC | - | - |
| 07-10 | 5.4L | For use w/ 6695S (3" - 2 1/2" Exhaust) | 3 | X-pipe | 3" | 56 | 6695SX | 6695SXC | - | - |
| 07-10 | 5.4L | For use w/ 6695S (3" - 3" Exhaust) | 3 | X-pipe | 3" | 56 | 6696SX | 6696SXC | - | - |
| 07-10 | 5.4L | For use w/ factory manifolds (2 1/2" Exhaust) | 3 | X-pipe | 2 1/2" | 21 | 1795SX | 1795SXC | - | - |
| 07-10 | 5.4L | For use w/ factory manifolds (3" - 3" Exhaust) | 3 | X-pipe | 3" | 21 | 1796SX | 1796SXC | - | - |
| 96-04 | 4.6L 4V | For use w/ 6635S headers | 3 | H-Pipe | 2 1/2" | 56 | 6632SH | 6632SHC | - | - |
| 96-04 | 4.6L 4V | For use w/ 1625S-7JT headers or stock manifolds | 3 | H-Pipe | 2 1/2" | 21 | 1726SH | - | - | - |

21 Direct replacement. For use with JBA headers or stock manifolds.
56 For use with JBA headers only.



Automotive Mid-Pipes

| Year | Engine | Application | Emission Codes | Description | Tube Size | Notes | 409 Part No. Non-Catted | 409 Part No. Catted | 304 Part No. Non-Catted | 304 Part No. Catted |
|----------------------------|----------------------|---|----------------|-------------|-----------|-------|-------------------------|---------------------|-------------------------|---------------------|
| FORD Cars (cont.) | | | | | | | | | | |
| MUSTANG | | | | | | | | | | |
| 15-16 | 5.0L | For use w/ 6689S headers & factory exhaust or 40-2645 | 3 | Mid Pipes | 3" | 56 | 6689SD | 6689SDC | - | - |
| 11-14 | 5.0L | For use w/ factory manifolds & exhaust or 40-2642 | 3 | X-pipe | 3" | 21 | 1785SX | - | - | - |
| 11-14 | 5.0L | For use w/ factory manifolds & exhaust or 40-2642 | 3 | H-Pipe | 3" | 21 | 1785SH | - | - | - |
| 11-14 | 5.0L | For use w/ factory manifolds & 40-2643 | 3 | X-pipe | 3" | 21 | 1786SX | - | - | - |
| 11-14 | 5.0L | For use w/ factory manifolds & 40-2643 | 3 | H-Pipe | 3" | 21 | 1786SH | - | - | - |
| 11-14 | 5.0L | For use w/ factory headers or 1685S | 3 | Mid Pipes | 3" | 21 | - | 1787SDC | - | - |
| 11-14 | 5.0L | For use w/ (3)6685S headers & factory 2.75" exhaust | 3 | H-Pipe | 3" | 56 | 6685SH | 6685SHC | 36685SH | 36685SHC |
| 11-14 | 5.0L | For use w/ (3)6685S headers & factory 2.75" exhaust | 3 | X-pipe | 3" | 56 | 6685SX | 6685SXC | 36685SX | 36685SXC |
| 11-14 | 5.0L | For use w/ JBA 6685S headers & 40-2643 | 3 | H-Pipe | 3" | 56 | 6686SH | 6686SHC | - | - |
| 11-14 | 5.0L | For use w/ JBA 6685S headers & 40-2643 | 3 | X-pipe | 3" | 56 | 6686SX | 6686SXC | - | - |
| 05-10 | 4.6L 3V | For use w/ 1675S headers or stock manifolds | 3 | X-pipe | 2 1/2" | 21 | 1775SX | 1775SXC | - | - |
| 05-10 | 4.6L 3V | For use w/ 6673S headers & 40-2640 | 3 | H-Pipe | 3" | 56 | 6673SH | 6673SHC | - | - |
| 05-10 | 4.6L 3V | For use w/ (3)6675S headers | 3 | H-Pipe | 2 1/2" | 56 | 6675SH | 6675SHC | 36675SH | 36675SHC |
| 99-04 | 4.6L 2V | For use w/ 1625S-9 headers or stock manifolds | 3 | H-Pipe | 2 1/2" | 21 | 1726SH | - | - | - |
| 99-04 | 4.6L 2V | For use w/ (3)6632S headers | 3 | H-Pipe | 2 1/2" | 56 | 6632SH | 6632SHC | 36632SH | 36632SHC |
| 65-73 | 289/302 | For use w/ 1650S headers | 2 | H-Pipe | 2 1/2" | 56 | 1650SH | - | - | - |
| 65-73 | 289/302 | For use w/ 1650S headers | 2 | X-pipe | 2 1/2" | 56 | 1650SX | - | - | - |
| 65-70 | 289/302 | For use w/ 1651S headers | 2 | H-Pipe | 2 1/2" | 56 | 1651SH | - | - | - |
| 65-73 | 289/302 | For use w/ 1650S headers and AOD trans. | 2 | H-Pipe | 2 1/2" | 56 | 1652SH | - | - | - |
| 65-73 | 351W | For use w/ 1653S headers | 2 | H-Pipe | 2 1/2" | 56 | 1653SH | - | - | - |
| 65-73 | 390/427 | For use w/ 1655S & 1656S headers | 2 | H-Pipe | 2 1/2" | 56 | 1655SH | - | - | - |
| 65-73 | 351W | For use w/ 1655S headers, w/ T56 trans. | 2 | H-Pipe | 2 1/2" | 56 | 1656SH | - | - | - |
| 65-73 | 351W | For use w/ 1653S headers, w/ AOD trans. | 2 | H-Pipe | 2 1/2" | 56 | 1657SH | - | - | - |
| 65-73 | 289/302 | For use w/ (3)6610S headers | 2 | H-Pipe | 2 1/2" | 56 | 6610SH | - | 36610SH | 36610SH |
| 65-73 | 289/302 | For use w/ (3)6611S headers | 2 | H-Pipe | 2 1/2" | 56 | 6611SH | - | 36611SH | 36611SH |
| 65-70 | 289/302 | For use w/ 6651S headers 4sp/Auto | 2 | H-Pipe | 2 1/2" | 56 | 6651SH | - | - | - |
| 67-70 | 390/427/428/CJ | For use w/ 6654S headers w/ T-5 trans. | 2 | H-Pipe | 2 1/2" | 56 | 6654SH | - | - | - |
| 67-70 | 390/390GT/427/428/CJ | For use w/ 6655S or 6656S headers w/ 4sp/Auto | 2 | H-Pipe | 2 1/2" | 56 | 6655SH | - | - | - |
| PONTIAC Cars | | | | | | | | | | |
| FIREBIRD / TRANS AM | | | | | | | | | | |
| 98-02 | LS | For use w/ 6814S, 6814S-1 & 6814S-2 headers | 3 | Mid Pipes | 2 1/2" | 56 | 6814SY | - | - | - |
| GTO | | | | | | | | | | |
| 05-06 | 6.0L LS2 | For use w/ 1809S headers or stock manifolds | 3 | Mid pipes | 2 1/2" | 21 | 2810SY | 2810SYC | - | - |
| 05-06 | 6.0L LS2 | For use w/ 6809S | 3 | Mid pipes | 2 1/2" | 56 | 6810SD | 6810SDC | - | - |
| 2004 | 5.7L LS1 | For use w/ 1809S headers or stock manifolds | 3 | Mid pipes | 2 1/2" | 21 | 2809SY | 2809SYC | - | - |
| 2004 | 5.7L LS1 | For use w/ 6809S | 3 | Mid pipes | 2 1/2" | 56 | 6809SD | 6809SDC | - | - |

Truck & SUV Mid-Pipes

| Year | Engine | Application | Emission Codes | Description | Tube Size | Notes | 409 Part No. | 304 Part No. |
|--|--------------|--|----------------|-------------|-----------|-------|--------------|--------------|
| CADILLAC Trucks and SUVs | | | | | | | | |
| ESCALADE / ESV / EXT | | | | | | | | |
| 99-06 | 4.8-6.0L | 2wd Only For use with 6850S headers | 3 | Y-Pipe | 3" | 56 | 6850SY | - |
| CHEVROLET & GMC Trucks and SUVs | | | | | | | | |
| AVALANCHE | | | | | | | | |
| 01-06 | 8.1L | For use with 1860S headers. w/ Allison trans. | 1 | Mid-Pipe | 3" | 5,56 | 1860SY | - |
| 01-06 | 8.1L | For use w/ 1860S, 1861S headers w/ 4L80-E trans. | 1 | Mid-Pipe | 3" | 5,56 | 1860SY-1 | - |
| 99-06 | 4.8-6.0L | 2wd Only For use with 6850S headers | 3 | Y-Pipe | 3" | 56 | 6850SY | - |
| C/K SERIES PICK UP | | | | | | | | |
| 96-00 | 7.4L | For use w/ 1822S / 1823S headers | 1 | Mid-Pipe | 3" | 5,56 | 1822SY | - |
| 92-95 | 7.4L | For use w/ 1822S-1 | 1 | Y-Pipe | 2.5" | 5,56 | 1821SY | - |
| 88-91 | 7.4L | 454SS only. For use w/ 1822S-2 or 1822S-3 headers | 1 | Y-Pipe | 3" | 5,56 | 1820SY | - |
| 88-93 | 4.3/5.0/5.7L | For use w/ 1830S/1831S headers | 1 | Y-Pipe | 3" | 5,56 | 2831SY | - |
| SILVERADO / SIERRA | | | | | | | | |
| 01-06 | 8.1L | For use w/ 1860S / 1861S headers w/ Allison trans. | 1 | Mid-Pipe | 3" | 5,56 | 1860SY | - |
| 01-06 | 8.1L | For use w/ 1860S / 1861S headers w/ 4L80-E trans. | 1 | Mid-Pipe | 3" | 5,56 | 1860SY-1 | - |
| 99-06 | 4.8-6.0L | 2wd Only For use with 6850S headers | 3 | Y-Pipe | 3" | 56 | 6850SY | - |
| SUBURBAN | | | | | | | | |
| 02-06 | 8.1L | For use w/ 1860S / 1861S headers w/ Allison trans. | 1 | Mid-Pipe | 3" | 5,56 | 1860SY | - |
| 02-06 | 8.1L | For use w/ 1860S / 1861S headers w/ 4L80-E trans. | 1 | Y-Pipe | 3" | 5,56 | 1860SY-1 | - |
| 99-06 | 4.8-6.0L | 2wd Only For use with 6850S headers | 3 | Y-Pipe | 3" | 56 | 6850SY | - |
| 96-00 | 7.4L | For use w/ 1822S / 1823S headers | 1 | Mid-Pipe | 3" | 5,56 | 1822SY | - |
| 92-95 | 7.4L | For use w/ 1822S-1 headers | 1 | Y-Pipe | 2 1/2" | 5,56 | 1821SY | - |
| TAHOE / YUKON | | | | | | | | |
| 99-06 | 4.8-6.0L | 2wd Only For use with 6850S headers | 3 | Y-Pipe | 3" | 56 | 6850SY | - |

5 50-State Smog Legal header;
C.A.R.B. E.O. #D-57-32 (Dodge/Jeep), #D-57-30 (Toyota/Nissan),
#D-57-31 (Ford), D-57-29 (GM)

21 Direct replacement. For use with JBA headers or stock manifolds.
56 For use with JBA headers only.



Truck & SUV Mid-Pipes


| Year | Engine | Application | Emission Codes | Description | Tube Size | Notes | 409 Part No. | 304 Part No. |
|-------------------------------|--------------|---|----------------|-------------|-----------|-------|--------------|--------------|
| DODGE Trucks and SUVs | | | | | | | | |
| DAKOTA | | | | | | | | |
| 96-99 | 5.9L | R/T Only. For use w/ 1945S-1 or stock manifolds | 3 | Mid-Pipe | 2" | 21 | 2946SY | - |
| 96-99 | 3.9/5.2/5.9L | Auto Only. For use w/ 1945S-1 or stock manifolds | 3 | Y-Pipe | 2" | 21 | 2945SY | - |
| DURANGO | | | | | | | | |
| 96-99 | 3.9/5.2/5.9L | Auto Only. For use w/ 1945S-1 or stock manifolds | 3 | Y-Pipe | 2" | 21 | 2945SY | - |
| RAM | | | | | | | | |
| 09-16 | 5.7L | 2wd/4wd 1500 Auto Only. For use w/ JBA 6961S or 36961S | 3 | Y-Pipe | 3" | 56 | 6963SY | 36963SY |
| 09-15 | 5.7L | 2wd/4wd 2500/3500 Auto Only. For use w/ JBA 6961S or 36961S | 3 | Y-Pipe | 3" | 56 | 6964SY | 36964SY |
| 06-08 | 5.7L | 2wd/4wd 1500 Auto Only. For use w/ JBA 6961S or 36961S | 3 | Y-Pipe | 3" | 56 | 6961SY | 36961SY |
| 06-08 | 5.7L | 2wd/4wd 2500/3500 Auto Only. For use w/ JBA 6961S or 36961S | 3 | Y-Pipe | 3" | 56 | 6962SY | 36962SY |
| 04-05 | 5.7L | 2wd/4wd Auto Only. For use w/ JBA or stock manifolds | 1 | Y-Pipe | 2 1/2" | 5,56 | 2964SY | - |
| JEEP Trucks and SUVs | | | | | | | | |
| WRANGLER | | | | | | | | |
| 91-95 | 4.0L | For use w/ 1526S headers or stock manifolds | 3 | Mid-Pipe | 2 1/2" | 21 | 1526SY | - |
| SRT-8 | | | | | | | | |
| 06-11 | 6.4L | SRT-8 Jeep. For use w/ 36967S | 3 | Mid-Pipe | 3" | 56 | - | 36967SD |
| TOYOTA Trucks and SUVs | | | | | | | | |
| TUNDRA | | | | | | | | |
| 10-15 | 5.7L | For use w/ 6012S or 36012S | 3 | Mid-Pipe | 2 1/2" | 56 | 6012SD-1 | 36012SD-1 |
| 07-09 | 5.7L | For use w/ 6012S or 36012S | 3 | Mid-Pipe | 2 1/2" | 56 | 6012SD | 36012SD |
| 05-06 | 4.7L | For use w/ 2011S headers or stock manifolds | 1 | Y-Pipe | 2 1/2" | 5 | 2011SY | - |
| 03-04 | 4.7L | For use w/ 2010S headers or stock manifolds | 1 | Y-Pipe | 2 1/2" | 5 | 2010SY-1 | - |
| 00-02 | 4.7L | For use w/ 2010S headers or stock manifolds | 1 | Y-Pipe | 2 1/2" | 5 | 2010SY | - |



EXHAUST SYSTEMS

THE BEST POWER, SOUND, AND QUALITY

When it comes to performance exhaust systems, most people are looking for three things: Power, sound, and quality. JBA Exhaust Systems deliver the best of all three, giving it both great looks and performance. One of the first performance upgrades typically made to a vehicle is the addition of a performance exhaust system. While there is a high demand for performance sound, the capacity for power in a JBA exhaust system gives JBA the extra edge. Each system is tuned to provide the best possible exhaust tone without being overwhelming from within the vehicle. By replacing the restrictive factory exhaust system with free flowing mandrel-bent stainless tubing and quality performance mufflers, JBA has developed the power, sound, and efficiency desired in a vehicle. Each kit is finished with a polished chrome plated stainless steel tip that resists discoloring, along with high quality hardware and thorough instructions for a simple bolt-on installation.



JBA EXHAUST FEATURES:

1. Large diameter mandrel-bent tubing
2. Stainless steel high flow muffler(s)
3. High quality hardware kits included
4. Polished chrome stainless steal tip
5. Factory style hangers

JBA EXHAUST BENEFIT:

- Increased hp/tq and improved throttle response
- Powerful exhaust tone, greatest flow / durability
- No extra parts needed
- Won't discolor, enhances vehicle appearance
- Easy installation

Automotive Exhaust

| Year | Engine | Application | Emission Codes | Description | 2/4wd | Tip Size | Tube Size | Part No. |
|-------------------------------|----------|--|----------------|----------------|-------|----------|-----------|----------|
| CHEVROLET Cars | | | | | | | | |
| CAMARO | | | | | | | | |
| 2015 | 6.2L | V8 - Cat-Back For use with 6813 series longtubes and mid-pipes | 1 | Dual rear exit | rwd | 4" | 3" | 40-3120 |
| 2015 | 6.2L | V8 - Cat-Back For use with factory or 2-1/2 Mid-pipe | 1 | Dual rear exit | rwd | 4" | 3" | 40-3119 |
| 2015 | 6.2L | V8 - Axle-Back | 1 | Dual rear exit | rwd | 4" | 2 1/2" | 40-3115 |
| 10-14 | 6.2L | For use with 2-1/2 Mid-pipe | 1 | Dual rear exit | rwd | 4" | 2 1/2" | 40-3112 |
| 10-14 | 6.2L | For use with 2-1/2 Mid-pipe | 1 | Dual rear exit | rwd | 4" | 3" | 40-3114 |
| 10-14 | 6.2L | V8 - Cat-Back For use with 6813 series longtubes and mid-pipes | 1 | Dual rear exit | rwd | 4" | 3" | 40-3113 |
| 10-15 | 3.6L | V6 LT | 1 | Dual rear exit | rwd | 4" | 2 1/2" | 40-3116 |
| SS | | | | | | | | |
| 14-16 | 6.2L | V8 - Axle-Back w. 4 Tips | 1 | Dual rear exit | rwd | 4" | 3" | 40-3117 |
| 14-16 | 6.2L | V8 - Cat-Back w. 4 Tips | 1 | Dual rear exit | rwd | 4" | 3" | 40-3118 |
| CHRYSLER Cars | | | | | | | | |
| 300C | | | | | | | | |
| 12-14 | 6.1/6.4L | SRT8 | 1 | Dual rear exit | rwd | 3 1/2" | 3" | 40-1667 |
| 11-14 | 5.7L | All | 1 | Dual rear exit | rwd | N/A | 2 1/2" | 40-1602 |
| 05-10 | 5.7L | All | 1 | Dual rear exit | rwd | 3 1/2" | 2 1/2" | 40-1600 |
| 05-10 | 6.1L | All | 1 | Dual rear exit | rwd | 3 1/2" | 3" | 40-1601 |
| DODGE Cars | | | | | | | | |
| CHALLENGER | | | | | | | | |
| 2015 | 6.4L | SRT8 | 1 | Dual rear exit | rwd | 3 1/2" | 3" | 40-1670 |
| 08-14 | 5.7L | All | 1 | Dual rear exit | rwd | N/A | 2 1/2" | 40-1666 |
| 08-14 | 6.1/6.4L | SRT8 | 1 | Dual rear exit | rwd | N/A | 3" | 40-1665 |
| MAGNUM | | | | | | | | |
| 04-08 | 5.7L | All | 1 | Dual rear exit | rwd | 3 1/2" | 3 1/2" | 40-1600 |
| 04-09 | 6.1L | All | 1 | Dual rear exit | rwd | 3 1/2" | 3" | 40-1601 |
| CHARGER | | | | | | | | |
| 2015 | 6.4L | SRT8 | 1 | Dual rear exit | rwd | 3 1/2" | 3" | 40-1669 |
| 11-14 | 5.7L | All | 1 | Dual rear exit | rwd | N/A | 2 1/2" | 40-1602 |
| 04-10 | 5.7L | All | 1 | Dual rear exit | rwd | 3 1/2" | 2 1/2" | 40-1600 |
| 12-14 | 6.1/6.4L | SRT8 | 1 | Dual rear exit | rwd | 3 1/2" | 3" | 40-1668 |
| 04-10 | 6.1/6.4L | SRT8 | 1 | Dual rear exit | rwd | 3 1/2" | 3" | 40-1601 |
| FORD Cars | | | | | | | | |
| GT | | | | | | | | |
| 05-06 | 5.4L | All | 1 | Dual rear exit | rwd | 4" | 3" | 40-2636 |
| COBRA / MACH 1 / GT500 | | | | | | | | |
| 11-12 | 5.4/5.8L | GT500 use with 2-3/4 Mid-pipe | 1 | Dual rear exit | rwd | 4" | 3" | 40-2644 |
| 07-10 | 5.4L | GT500 Axle Back | 1 | Dual rear exit | rwd | 3 1/2" | 2 1/2" | 40-2627 |
| 07-10 | 5.4L | GT500 Axle Back | 1 | Dual rear exit | rwd | 4" | 2 1/2" | 40-2629 |
| 07-10 | 5.4L | GT500 use with 2-1/2 Mid-pipe | 1 | Dual rear exit | rwd | 4" | 3" | 40-2639 |
| 07-10 | 5.4L | GT500 use with 3 JBA X-pipe | 1 | Dual rear exit | rwd | 4" | 3" | 40-2640 |
| 99-04 | 4.6L 4V | Cobra use with 2-1/2 H-pipe, IRS only | 1 | Dual rear exit | rwd | 3 1/2" | 3" | 40-2625 |

Automotive Exhaust

| Year | Engine | Application | Emission Codes | Description | 2/4wd | Tip Size | Tube Size | Part No. |
|---------------------|--------------------------|---|----------------|----------------------------------|-------|----------|-----------|----------|
| FORD Cars | | | | | | | | |
| MUSTANG | | | | | | | | |
| 15-16 | 5.0L | V8 - Axle-back | 1 | Dual rear exit | rwd | 4" | 3" | 40-2686 |
| 15-16 | 5.0L | Cat-back to factory exhaust or 6689SD/SDC | 1 | Dual rear exit | rwd | 4" | 3" | 40-2645 |
| 15-16 | 5.0L | Cat-back for 6689S Long Tubes | 1 | Dual rear exit | rwd | 4" | 3" | 40-2646 |
| 11-14 | 5.0L | GT 3 - Use w/ 1785/6685/Stock Mid-Pipe | 1 | Dual rear exit | rwd | 4" | 3" | 40-2685 |
| 11-14 | 5.0L | GT 3 - Use w/ 1785/6685/Stock Mid-Pipe | 1 | Dual rear exit | rwd | 4" | 2 3/4-3" | 40-2644 |
| 11-14 | 5.0L | GT 3 - Use w/ 1786/6686 H or X-Pipe | 1 | Dual rear exit | rwd | 4" | 3" | 40-2643 |
| 07-10 | 4.6L 3V | GT with stock 2-1/2 | 1 | Dual rear exit | rwd | 4" | 2 1/2-3" | 40-2639 |
| 07-10 | 4.6L 3V | GT - Use with 6673SH H-Pipe | 1 | Dual rear exit | rwd | 4" | 3" | 40-2640 |
| 05-10 | 4.0L | V6 - Cat-back | 1 | Dual rear exit w/ H-pipe | rwd | 3 1/2" | 2 1/2" | 40-2631 |
| 05-10 | 4.6L 3V | GT - Axle-back | 1 | Dual rear exit | rwd | 3 1/2" | 2 1/2" | 40-2627 |
| 05-09 | 4.0L | V6 - Axle-back | 1 | Single side axle-back, rear exit | rwd | 3 1/2" | 2 1/2" | 40-2628 |
| 05-10 | 4.6L 3V | GT - Axle-back | 1 | Dual rear exit | rwd | 4" | 2 1/2" | 40-2629 |
| 94-95 | 5.0L | V8 - Cat-back | 1 | Dual rear exit | rwd | 3 1/2" | 2 1/2" | 40-2621 |
| 67-70 | 289/302/351W/390/427/428 | w/ Staggered rear shocks | 1 | Dual rear exit | rwd | 3 1/2" | 2 1/2" | 40-2655 |
| 65-70 | 289/302/351W/390/427/428 | All - Turn-downs | 1 | Dual rear exit | rwd | N/A | 2 1/2" | 40-2650 |
| 65-70 | 289/302/351W/390/427/428 | Exits under rear valance w/ chrome tips | 1 | Dual rear exit | rwd | 3 1/2" | 2 1/2" | 40-2654 |
| 65-70 | 289/302/351W/390/427/428 | E Model body kit w/ Ceramic ctd tips | 1 | Dual side exit, E Model style | rwd | Oval | 2 1/2" | 50-2651 |
| 65-70 | 289/302/351W/390/427/428 | All | 1 | Dual side exit, R Model style | rwd | N/A | 2 1/2" | 50-2652 |
| 65-66 | 289/302/351W | GT w/ chrome trumpet style tips | 1 | Rear valance exit | rwd | 3 1/2" | 2 1/2" | 40-2653 |
| PONTIAC Cars | | | | | | | | |
| GTO | | | | | | | | |
| 05-06 | 6.0L | All | 1 | Dual rear exit | rwd | 4" | 2 1/2" | 40-3110 |
| 2004 | 5.7L | All (dual rear exit) | 1 | Split rear | rwd | 4" | 2 1/2" | 40-3109 |

Power, Sound, Quality



Truck & SUV Exhaust

| Year | Engine | Application | Emission Codes | Description | 2/4wd | Tip Size | Tube Size | Part No. |
|--|--------------|---|----------------|------------------------|-------|----------|-----------|----------|
| CHEVROLET & GMC Trucks and SUVs | | | | | | | | |
| AVALANCHE | | | | | | | | |
| 07-08 | 5.3L | 4dr | 1 | Single side swept exit | rwd | 3 1/2" | 3" | 40-3045 |
| 02-05 | 5.3L | 4dr | 1 | Single side swept exit | rwd | 3 1/2" | 3" | 40-3015 |
| BLAZER / JIMMY | | | | | | | | |
| 02-06 | 4.2L | ENVOY | 1 | Single rear exit | rwd | 3 1/2" | 3" | 40-3027 |
| 96-99 | 4.3L | 2dr | 1 | Single side swept exit | rwd | 3 1/2" | 3" | 40-3025 |
| 95-99 | 4.3L | 4dr | 1 | Single side swept exit | rwd | 3 1/2" | 3" | 40-3026 |
| C/K SERIES PICK UP | | | | | | | | |
| 96-00 | 5.7L | Regular Cab / Short Bed | 1 | Single side swept exit | rwd | 3 1/2" | 3" | 40-3003 |
| 96-00 | 5.7L | Extended Cab / Short Bed | 1 | Single side swept exit | rwd | 3 1/2" | 3" | 40-3001 |
| COLORADO | | | | | | | | |
| 15-16 | 3.7L | Reg Cab / Ext Cab / Crew Cab / All Beds | 1 | Single side swept exit | rwd | 3 1/2" | 2 1/2" | 40-3053 |
| S-10 / SONOMA | | | | | | | | |
| 98-00 | 4.3L | Extended Cab / Short Bed | 1 | Single side swept exit | rwd | 3 1/2" | 3" | 40-3020 |
| SILVERADO / SIERRA | | | | | | | | |
| 14-15 | 5.2/6.2L DFI | Ext Cab, Long & Short Bed / Crew Cab, Short Bed | 1 | Single side swept exit | rwd | 3 1/2" | 3" | 40-3051 |
| 07-08 | 4.8/5.3L | Crew Cab / Short Bed | 1 | Single side swept exit | rwd | 3 1/2" | 3" | 40-3046 |
| 07-08 | 4.8/5.3L | Crew Cab / Short Bed | 1 | Dual Side swept exit | rwd | 3 1/2" | 3" | 40-3047 |
| 05-15 | 4.3/4.8/5.3L | Reg Cab / Ext Cab / Crew Cab / Short Bed | 1 | Dual rear exit | rwd | 3 1/2" | 3-2 1/2" | 40-3049 |
| 04-06 | 5.3L | Crew Cab / Short Bed | 1 | Single side swept exit | rwd | 3 1/2" | 3" | 40-3044 |
| 02-06 | 4.3/4.8/5.3L | Regular Cab / Short Bed | 1 | Single side swept exit | rwd | 3 1/2" | 3" | 40-3007 |
| 01-06 | 6.0/8.1L | 2500/3500 HD ALL | 1 | Dual side swept exit | rwd | 3 1/2" | 3" | 40-3030 |
| 01-06 | 6.0L | 1500 HD Crew Cab / Short Bed | 1 | Dual side swept exit | rwd | 3 1/2" | 3" | 40-3032 |
| 99-06 | 4.3/4.8/5.3L | Extended Cab / Short Bed | 1 | Single side swept exit | rwd | 3 1/2" | 3" | 40-3009 |
| 99-01 | 4.3/4.8/5.3L | Regular Cab / Short Bed | 1 | Single side swept exit | rwd | 3 1/2" | 3" | 40-3005 |

40-3030



Truck & SUV Exhaust

| Year | Engine | Application | Emission Codes | Description | 2/4wd | Tip Size | Tube Size | Part No. |
|--|--------------|--|----------------|------------------------|-------|----------|-----------|----------|
| CHEVROLET & GMC Trucks and SUVs | | | | | | | | |
| SUBURBAN | | | | | | | | |
| 00-06 | 4.8/5.3L | 4dr 1/2 ton | 1 | Single side swept exit | rwd | 3 1/2" | 3" | 40-3014 |
| TAHOE / YUKON | | | | | | | | |
| 2015 | 5.2/6.2L DFI | All | 1 | Single side swept exit | rwd | 3 1/2" | 3" | 40-3052 |
| 07-08 | 5.3L | 4dr XL | 1 | Single side swept exit | rwd | 3 1/2" | 3" | 40-3045 |
| 06-09 | 5.3L | 4dr | 1 | Single side swept exit | rwd | 3 1/2" | 3" | 40-3043 |
| TRAIL BLAZER | | | | | | | | |
| 07-08 | 6.0L | SS | 1 | Single rear exit | rwd | 4" | 3" | 40-3048 |
| 02-06 | 4.2L | All (Except XL) | 1 | Single rear exit | rwd | 3 1/2" | 3" | 40-3027 |
| DODGE Trucks and SUVs | | | | | | | | |
| DAKOTA | | | | | | | | |
| 09-11 | 3.7/4.7L | Club Cab / Short Bed | 1 | Dual rear exit | rwd | 3 1/2" | 3-2 1/2" | 40-1537 |
| 2005 | 3.9/4.7L | Quad Cab / Short Bed | 1 | Single side swept exit | rwd | 3 1/2" | 3" | 40-1534 |
| DURANGO | | | | | | | | |
| 11-16 | 3.6/5.7L | 4dr | 1 | Dual rear exit | awd | 2 1/2" | 4" | 40-1538 |
| 04-05 | 4.7/5.7L | 4dr | 1 | Single side swept exit | rwd | 3 1/2" | 3" | 40-1512 |
| 02-03 | 4.7/5.9L | 4dr, 5.9L RT only | 1 | Single side swept exit | rwd | 3 1/2" | 3" | 40-1511 |
| RAM | | | | | | | | |
| 06-16 | 5.7L HEMI | Quad Cab, Std Cab, 1500 | 1 | Single side swept exit | rwd | 3 1/2" | 3" | 40-1535 |
| 06-16 | 5.7L HEMI | Quad Cab, Std Cab, 1500 w/ Dual Cut-Out Bumper | 1 | Dual rear exit | rwd | 4" | 3-2 1/2" | 40-1536 |
| 04-05 | 5.7L HEMI | Quad Cab, 2500 | 1 | Single side swept exit | rwd | 3 1/2" | 3" | 40-1529 |
| 2003 | 5.7L HEMI | Reg Cab Short Bed | 1 | Single side swept exit | rwd | 3 1/2" | 3" | 40-1528 |
| 98-01 | 3.9/5.2/5.9L | 1500, 2500 Short Bed | 1 | Single side swept exit | rwd | 3 1/2" | 3" | 40-1508 |



Truck & SUV Exhaust

| Year | Engine | Application | Emission Codes | Description | 2/4wd | Tip Size | Tube Size | Part No. |
|--|----------------------|--|----------------|------------------------------|-------|----------|-----------|----------|
| FORD Trucks and SUVs | | | | | | | | |
| EXCURSION | | | | | | | | |
| 99-02 | 5.4/6.8L | All | 1 | Single side swept exit | rwd | 3 1/2" | 3" | 40-2501 |
| EXPLORER | | | | | | | | |
| 02-03 | 4.6/4.0L | 4dr | 1 | Single side swept exit | rwd | 3 1/2" | 2 1/2" | 40-2530 |
| 97-01 | 4.0L SOHC | 4dr, Single inlet muffler | 1 | Single side swept exit | rwd | 3 1/2" | 2 1/2" | 40-2531 |
| 97-01 | 4.0L SOHC | 4dr, Dual inlet muffler | 1 | Single side swept exit | rwd | 3 1/2" | 2 1/2" | 40-2532 |
| F SERIES (F150,F250,F350, SUPER DUTY) | | | | | | | | |
| 15-16 | 5.0L | All | 1 | Single side swept exit | rwd | 3 1/2" | 3" | 40-2529 |
| 11-14 | 3.5L/5.0L | Eco Boost & 5.0L | 1 | Single side swept exit | rwd | 3 1/2" | 3" | 40-2528 |
| 09-14 | 3.7/4.6/5.0/5.4/6.2L | Reg Cab / Ext Cab / Crew Cab / Short Bed | 1 | Dual rear exit | rwd | 3 1/2" | 3-2 1/2" | 40-2538 |
| 04-10 | 5.4L 3V | ALL (exc. SD) | 1 | Dual rear exit | rwd | 3 1/2" | 3-2 1/2" | 40-2536 |
| 04-09 | 5.4L 3V | ALL (exc. SD) | 1 | Single side swept exit | rwd | 3 1/2" | 3" | 40-2526 |
| 01-03 | 4.6/5.4L | SuperCrew | 1 | Single side swept exit | rwd | 3 1/2" | 3" | 40-2520 |
| 99-03 | 5.4/6.8L | Super Duty | 1 | Single side swept exit | rwd | 3 1/2" | 3" | 40-2512 |
| 98-03 | 4.2/4.6/5.4L | All F150 | 1 | Single side swept exit | rwd | 3 1/2" | 3" | 40-2522 |
| 87-96 | 4.9/5.0/5.8L | Super Cab / Long Bed | 1 | Single side swept exit | rwd | 3 1/2" | 3" | 40-2509 |
| RANGER | | | | | | | | |
| 98-11 | 2.5/3.0/4.0L | Regular Cab / Short Bed | 1 | Single side swept exit | rwd | 3 1/2" | 2 1/2" | 40-2540 |
| 98-11 | 2.5/3.0/4.0L | Super Cab / Short Bed | 1 | Single side swept exit | rwd | 3 1/2" | 2 1/2" | 40-2542 |
| RAPTOR | | | | | | | | |
| 10-14 | 6.2L | 2+2 door SuperCab | 1 | Dual side swept exit | rwd | 3 1/2" | 3" | 40-2527 |
| 10-14 | 6.2L | 2+2 door SuperCab | 1 | Dual front of rear tire exit | rwd | 3 1/2" | 3" | 40-2537 |
| HUMMER | | | | | | | | |
| H2 | | | | | | | | |
| 03-06 | 6.0L | All | 1 | Single rear exit | rwd | N/A | 3" | 40-3023 |
| JEEP | | | | | | | | |
| CHEROKEE SRT | | | | | | | | |
| 12-15 | 6.1/6.4L | All | 1 | Dual rear exit | awd | 3" | 4" | 40-1515 |
| GRAND CHEROKEE | | | | | | | | |
| 99-01 | 4.0/4.7L | 4dr, fits 4.7L to 2001 | 1 | Single rear exit | rwd | 2 1/2" | 3" | 40-1513 |
| 93-98 | 4.0/5.2L | 4dr | 1 | Single rear exit | rwd | 2 1/2" | 3" | 40-1506 |
| WRANGLER | | | | | | | | |
| 07-16 | 3.8/3.6L | JK | 1 | Single rear exit | rwd | 2 1/2" | 2 1/2" | 40-1509 |
| 00-06 | 2.5/4.0L | TJ | 1 | Single rear exit | rwd | 3 1/2" | 2 1/2" | 40-1501 |
| 97-99 | 2.5/4.0L | TJ | 1 | Single rear exit | rwd | 3 1/2" | 2 1/2" | 40-1514 |
| 91-96 | 2.5/4.0L | YJ | 1 | Single rear exit | rwd | 3 1/2" | 2 1/2" | 40-1502 |

Truck & SUV Exhaust

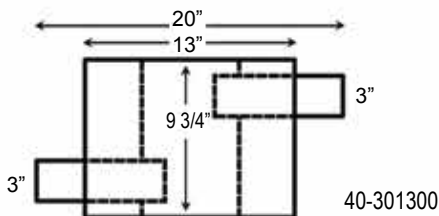
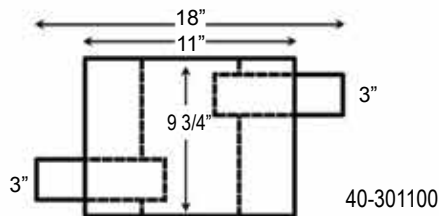
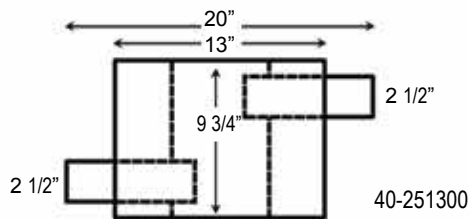
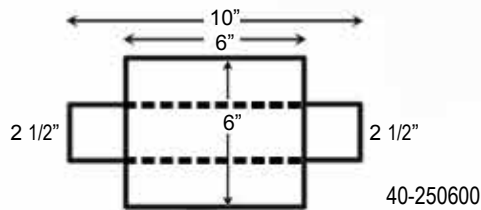
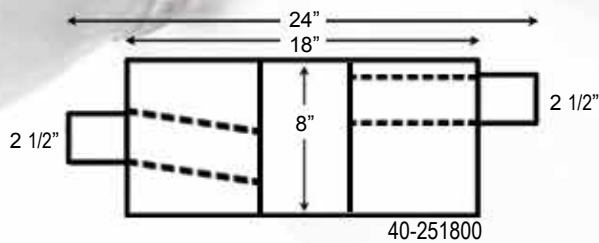
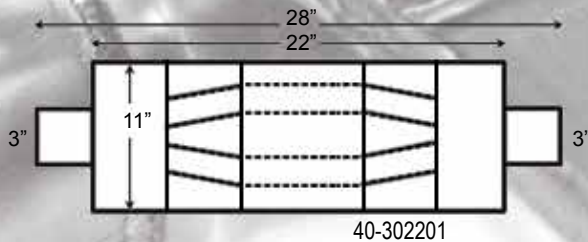
| Year | Engine | Application | Emission Codes | Description | 2/4wd | Tip Size | Tube Size | Part No. |
|-------------------------------|--------------|-----------------------|----------------|------------------------|-------|----------|-----------|----------|
| NISSAN Trucks and SUVs | | | | | | | | |
| ARMADA | | | | | | | | |
| 04-14 | 5.6L | 4dr | 1 | Single side swept exit | rwd | 3 1/2" | 3" | 40-1405 |
| FRONTIER | | | | | | | | |
| 04-16 | 4.0L | King Cab/Crew Cab | 1 | Single side swept exit | rwd | 3 1/2" | 2 1/2" | 40-1411 |
| TITAN | | | | | | | | |
| 04-16 | 5.6L | All except Long Bed | 1 | Single side swept exit | rwd | 3 1/2" | 3" | 40-1400 |
| TOYOTA Trucks and SUVs | | | | | | | | |
| 4RUNNER | | | | | | | | |
| 96-98 | 2.7/3.4L | 4dr | 1 | Single side swept exit | rwd | 3" | 2 1/2" | 40-9010 |
| FJ CRUISER | | | | | | | | |
| 07-14 | 4.0L | All | 1 | Single rear exit | rwd | 3 1/2" | 2 1/2" | 40-9020 |
| TACOMA | | | | | | | | |
| 13-15 | 4.0L | All except Long Bed | 1 | Single side swept exit | rwd | 3 1/2" | 2 1/2" | 40-9019 |
| 05-12 | 4.0/2.7L | All except Long Bed | 1 | Single side swept exit | rwd | 3 1/2" | 2 1/2" | 40-9016 |
| 00-04 | 3.4L | Xtra Cab | 1 | Single side swept exit | rwd | 3" | 2 1/2" | 40-9015 |
| 95-99 | 2.4/2.7L | Xtra Cab | 1 | Single side swept exit | rwd | 3" | 2 1/2" | 40-9012 |
| 95-99 | 3.4L | Prerunner Xtra Cab | 1 | Single side swept exit | rwd | 3" | 2 1/2" | 40-9013 |
| TUNDRA | | | | | | | | |
| 10-16 | 4.6/4.7/5.7L | All | 1 | Single side swept exit | rwd | 3 1/2" | 2 1/2" | 40-9005 |
| 07-16 | 4.6/4.7/5.7L | All | 1 | Dual side swept exit | rwd | 3 1/2" | 2 1/2" | 40-9004 |
| 07-09 | 4.7/5.7L | All | 1 | Single side swept exit | rwd | 3 1/2" | 2 1/2" | 40-9003 |
| 00-06 | 4.7L | Double Cab/Access Cab | 1 | Single side swept exit | rwd | 3 1/2" | 2 1/2" | 40-9014 |

Power, Sound, Quality



GET THAT JBA SOUND NOW!

JBA has responded to our customers' demand by releasing new **JBA Universal Stainless Steel Muffler Series** featuring six unique designs engineered to provide the signature **JBA** sound. Now you can get that great JBA sound no matter what vehicle you drive. Available in both chambered and straight through designs.



| Exhaust Mufflers | |
|---|-----------|
| Description | Part No. |
| Straight-Through 409SS Muffler 6" x 6" x 4" - 2 1/2" Inlet Diameter Center/Center | 40-250600 |
| Chambered 409SS Muffler 18" x 8" x 5" - 2 1/2" Inlet Diameter Offset/Center | 40-251800 |
| Chambered 409SS Muffler 22" x 11" x 6" - 3" Inlet Diameter Center/Center | 40-302201 |
| Chambered 409SS Muffler 13" x 9 3/4" x 4" - 2 1/2" Inlet Diameter Offset/Offset | 40-251300 |
| Chambered 409SS Muffler 11" x 9 3/4" x 4" - 3" Inlet Diameter Offset/Offset | 40-301100 |
| Chambered 409SS Muffler 13" x 9 3/4" x 4" - 3" Inlet Diameter Offset/Offset | 40-301300 |



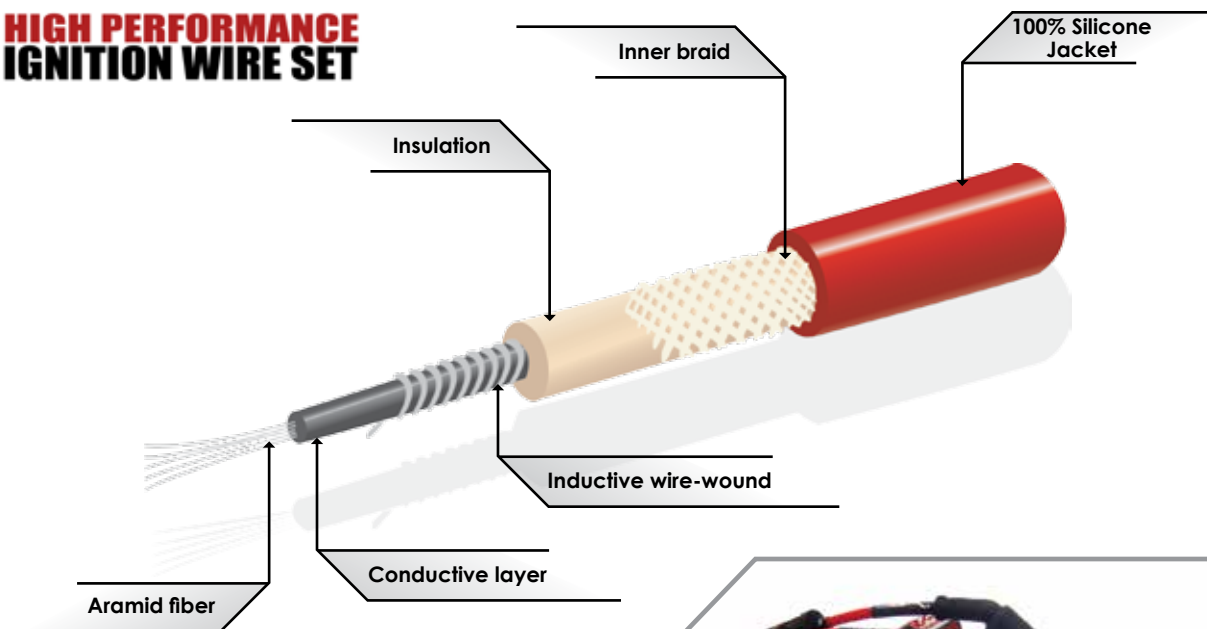
POWER CABLES

IGNITION WIRES

AFFORDABLE PERFORMANCE IGNITION SOLUTION

JBA PowerCables™ ignition wires are less than half the resistance of most factory wires, which frees spark energy and increases performance! Get as much as 5+ hp gain with JBA PowerCables™ as tested by Car Craft Magazine. They feature 100% silicone jackets and unique boot ends designed for maximum clearance and long life for severe duty applications. These heavy duty ignition wires come standard with wire-wound mag conductors for superior Electromagnetic Interference suppression (EMI). Why put old ignition wires on your new JBA equipped engine? Add JBA PowerCables for the best performance and reliability.

HIGH PERFORMANCE IGNITION WIRE SET



JBA POWERCABLES™ FEATURES:

- Extra thick diameters
- 100% silicone jackets
- Ultra low resistance design
- Wire wound mag conductors
- Custom tailored lengths w/ cylinder I.D. labels

JBA POWERCABLES™ BENEFIT:

- Improved under hood appearance
- Resistant to heat and abrasion
- Improved performance through ignition system
- Superior Electromagnetic Interference suppression
- Easy installation

Ignition Wires

| Year | Engine | Description | Part No. | Year | Engine | Description | Part No. | Year | Engine | Description | Part No. |
|--------------------------------|------------------|-------------|----------|-------------------------------|------------------|-------------|----------|--|-------------------|-------------|----------|
| CADILLAC | | | | SUBURBAN | | | | FORD - F SERIES (F150,F250,F350, SuperDuty) | | | |
| ESCALADE | | | | 13-16 | 5.3/6.0/6.2L | 8mm Red | W0812 | 01-03 | 4.2L | 8mm Blue | W06719 |
| 14-16 | 5.3/6.0/6.2L | 8mm Red | W0812 | 13-16 | 5.3/6.0/6.2L | 8mm Blue | W08129 | 97-00 | 4.2L | 8mm Blue | W06729 |
| 14-16 | 5.3/6.0/6.2L | 8mm Blue | W08129 | 07-12 | 4.8/5.3/6.0/6.2L | 8mm Red | W0807 | 97-01 | 4.6L | 8mm Blue | W06779 |
| 07-13 | 5.3/6.0/6.2L | 8mm Red | W0807 | 07-12 | 4.8/5.3/6.0/6.2L | 8mm Blue | W08079 | 79-97 | 5.0/5.8L | 8mm Blue | W06209 |
| 07-13 | 5.3/6.0/6.2L | 8mm Blue | W08079 | 01-06 | 4.8/5.3/6.0L | 8mm Red | W0855 | FOCUS | | | |
| 00-06 | 5.3/6.0/6.2L | 8mm Red | W0855 | 01-06 | 4.8/5.3/6.0L | 8mm Blue | W08559 | 00-03 | 2.0L Zetec | 8mm Blue | W06809 |
| 00-06 | 5.3/6.0/6.2L | 8mm Blue | W08559 | 01-06 | 8.1L | 8mm Red | W0861 | MUSTANG / COBRA | | | |
| 98-00 | 5.7L | 8mm Red | W0832 | 01-06 | 8.1L | 8mm Blue | W08619 | 05-10 | 4.0L | 8mm Red | W0675 |
| CHEVROLET / GMC | | | | 96-00 | 5.7L | 8mm Red | W0832 | 05-10 | 4.0L | 8mm Blue | W06759 |
| BLAZER / SONOMA / JIMMY | | | | 88-95 | 5.0/5.7L | 8mm Red | W0830 | 01-04 | 3.8L | 8mm Blue | W06179 |
| 96-04 | 4.3L | 8mm Red | W0846 | YUKON / TAHOE / DENALI | | | | 99-00 | 3.8L | 8mm Blue | W06189 |
| 96-04 | 4.3L | 8mm Blue | W08469 | 14-16 | 5.3/6.0/6.2L | 8mm Red | W0812 | 94-98 | 3.8L | 8mm Blue | W06199 |
| C/K SERIES PICK UP | | | | 14-16 | 5.3/6.0/6.2L | 8mm Blue | W08129 | 79-93 | 5.0L | 8mm Red | W06209 |
| 96-05 | 4.3L | 8mm Red | W0842 | 99-06 | 4.8/5.3/6.0L | 8mm Red | W0855 | 65-73 | 289/302 | 8mm Red | W0650 |
| 96-00 | 7.4L | 8mm Red | W0822 | 99-06 | 4.8/5.3/6.0L | 8mm Blue | W08559 | 65-73 | 289/302 | 8mm Blue | W06509 |
| 96-99 | 5.0/5.7L | 8mm Red | W0832 | 96-00 | 5.7L | 8mm Red | W0832 | RANGER | | | |
| 88-95 | 4.3L | 8mm Red | W0840 | 88-95 | 5.0/5.7L | 8mm Red | W0830 | 05-10 | 4.0L OHC | 8mm Red | W0675 |
| 88-95 | 5.0/5.7L | 8mm Red | W0830 | DODGE | | | | 05-10 | 4.0L OHC | 8mm Blue | W06759 |
| 88-95 | 7.4L | 8mm Red | W0821 | DAKOTA | | | | 01-03 | 3.0L | 8mm Blue | W06499 |
| CAMARO | | | | 92-03 | 5.2/5.9L | 8mm Red | W0945 | 2001 | 3.0L | 8mm Blue | W06489 |
| 10-14 | 6.2 LS3/L99 | 8mm Red | W0812 | 92-03 | 5.2/5.9L | 8mm Blue | W09459 | 98-00 | 3.0L | 8mm Blue | W06479 |
| 10-14 | 6.2 LS3/L99 | 8mm Blue | W08129 | 92-02 | 3.9L | 8mm Red | W0939 | 97-00 | 4.0L OHV | 8mm Blue | W06349 |
| 98-02 | 5.7L LS1 | 8mm Red | W0807 | DURANGO | | | | 95-97 | 3.0L | 8mm Blue | W06379 |
| 98-02 | 5.7L LS1 | 8mm Blue | W08079 | 92-03 | 5.2/5.9L | 8mm Red | W0945 | 91-94 | 3.0L | 8mm Blue | W06469 |
| 93-97 | 5.7L LT1 | 8mm Red | W0803 | 92-03 | 5.2/5.9L | 8mm Blue | W09459 | 90-96 | 4.0L OHV | 8mm Blue | W06339 |
| CORVETTE | | | | 92-02 | 3.9L | 8mm Red | W0939 | 83-92 | 2.8/2.9L | 8mm Blue | W06309 |
| 97-16 | 5.7/6.0/6.2L | 8mm Red | W0807 | RAM | | | | THUNDERBIRD | | | |
| 97-16 | 5.7/6.0/6.2L | 8mm Blue | W08079 | 92-03 | 5.2/5.9L | 8mm Red | W0945 | 89-93 | 5.0L | 8mm Blue | W06209 |
| 92-96 | 5.7L LT1 | 8mm Red | W0815 | 92-03 | 5.2/5.9L | 8mm Blue | W09459 | JEEP | | | |
| S-10 | | | | 92-01 | 3.9L | 8mm Red | W0939 | WRANGLER | | | |
| 96-03 | 4.3L | 8mm Red | W0846 | 94-98 | 8.0L V10 | 8mm Red | W0950 | 07-11 | 3.8L - 6 lead set | 8mm Red | W01528HT |
| 96-03 | 4.3L | 8mm Blue | W08469 | FORD | | | | 07-11 | 3.8L - 2 lead set | 8mm Red | W1528HT |
| SILVERADO / SIERRA | | | | BRONCO II | | | | 91-00 | 4.0L | 8mm Red | W0526 |
| 13-16 | 5.3/6.0/6.2L | 8mm Red | W0812 | 84-90 | 2.8/2.9L | 8mm Blue | W06309 | LINCOLN | | | |
| 13-16 | 5.3/6.0/6.2L | 8mm Blue | W08129 | EXPEDITION | | | | MARK VII | | | |
| 07-12 | 4.8/5.3/6.0/6.2L | 8mm Red | W0807 | 97-01 | 4.6L | 8mm Blue | W06779 | 86-93 | 5.0L | 8mm Blue | W06209 |
| 07-12 | 4.8/5.3/6.0/6.2L | 8mm Blue | W08079 | EXPLORER | | | | MERCURY | | | |
| 01-06 | 8.1L | 8mm Red | W0861 | 02-03 | 4.0L OHC | 8mm Blue | W06769 | COUGAR | | | |
| 01-06 | 8.1L | 8mm Blue | W08619 | 97-00 | 4.0L OHV | 8mm Blue | W06349 | 67-73 | 289/302 | 8mm Red | W0650 |
| 99-06 | 4.8/5.3/6.0L | 8mm Red | W0855 | 91-96 | 4.0L OHV | 8mm Blue | W06339 | 67-73 | 289/302 | 8mm Blue | W06509 |
| 99-06 | 4.8/5.3/6.0L | 8mm Blue | W08559 | EXPLORER SPORT TRAC | | | | PONTIAC | | | |
| | | | | 01-06 | 4.0L OHC | 8mm Red | W0675 | GTO | | | |
| | | | | 01-06 | 4.0L OHC | 8mm Blue | W06759 | 04-06 | 5.7/6.0L | 8mm Red | W0807 |
| | | | | | | | | 04-06 | 5.7/6.0L | 8mm Blue | W08079 |



Exhaust Tips

THE JBA LOOK FOR ANY APPLICATION.

Nothing completes your exhaust system installation like a high quality **JBA Exhaust Tip**. Select from our most popular lengths and diameters which fit exhaust pipe sizes from 2 1/2" to 4". These brilliantly polished exhaust tips come in both weld on and clamp on configurations and come with everything needed for an easy and trouble free installation.

| Exhaust Tips | | | | |
|----------------|-----------------|---------|---|----------|
| Inlet Diameter | Outlet Diameter | Length | Description | Part No. |
| 3" | 3 1/2" | 9" | Rolled Stainless Steel Chrome Plated Exhaust Tip - Weld On | 12-08204 |
| 2 1/2" | 3 1/2" | 11 1/2" | Rolled Stainless Steel Chrome Plated Exhaust Tip - Weld On | 12-08206 |
| 4" | 4 1/2" | 12" | Angle Cut Stainless Steel Chrome Plated Exhaust Tip - Weld On | 12-08216 |
| 2" | 4" | 11" | Rolled Angle Cut Chrome Plated Trumpet Tip - Weld On | 12-08211 |
| 2 1/2" | 4" | 5 3/4" | Double Wall Polished Stainless Exhaust Tip - Clamp On | 12-08257 |
| 3" | 4" | 5 3/4" | Double Wall Polished Stainless Exhaust Tip - Clamp On | 12-08258 |
| 3" | 4" | 7 5/8" | Double Wall Polished Stainless Exhaust Tip - Clamp On | 12-08276 |
| 3" | 4" | 7 1/4" | Double Wall Polished Stainless Exhaust Tip - Clamp On | 12-08272 |
| 2 1/2" | 4 1/2" | 8 1/4" | Double Wall Polished Stainless Exhaust Tip - Clamp On | 12-08282 |
| 2 1/2" | 3 1/2" | 15" | Double Wall Polished Stainless Exhaust Tip - Clamp On | 12-08215 |
| 2 1/2" | 3" | 9" | Polished Stainless Exhaust Tip - Clamp On | 12-08209 |

Power, Sound, Quality



12-08204



12-08206



12-08216



12-08211



12-08257



12-08258



12-08276



12-08272



12-08282



12-08215



12-08209



1751



1752



6502W



6811W



6656P



1650Z



3112C



3113C

Transmission Cross Members

| Year | Application | Transmission | Part No. |
|-----------|-------------|--------------|----------|
| 67-70 | Mustang | T-5 5spd | 1751 |
| 64 1/2-66 | Mustang | T-5 5 spd | 1752 |
| 67-70 | Mustang | AOD | 1753 |
| 64 1/2-66 | Mustang | AOD | 1754 |

O2 Extension Wires

| Year | Application | Description | Part No. |
|-------|------------------|---|----------|
| 10-14 | Chevrolet/GM | 8.5" O2 Extension Wire - Trapezoid Plug | 6812W |
| 08-09 | Chevrolet/GM | 8" O2 Extension Wire - Black Square Plug | 6811W |
| 04-06 | Chevrolet/GM | 24" O2 Extension Wire - Grey Square Plug | 6503W |
| 98-02 | Chevrolet/GM | 36" O2 Extension Wire - Black Square Plug | 6502W |
| 97-04 | Chevrolet/GM | 24" O2 Extension Wire - Black Square Plug | 6500W |
| 05-14 | Dodge / Chrysler | 25.5" O2 Extension Wire - Black Square Plug | 6965W |
| 11-14 | Ford | 37.5" O2 Extension Wire - Six Pin Plug | 6685W |
| 11-14 | Ford | 13.5" O2 Extension Wire - Oval Plug | 6686W |
| 05-10 | Ford | 36" O2 Extension Wire - Round Plug | 6680W |

Power Steering Ram Drop Bracket

| Year | Application | Description | Part No. |
|-----------|------------------------|------------------|----------|
| 64 1/2-70 | Mustang w/ factory P/S | P/S Drop Bracket | 6656P |

Clutch Linkage

| Year | Application | Description | Part No. |
|-----------|-------------|-------------|----------|
| 64 1/2-70 | Mustang | Z-bar | 1650Z |

Convertible Spacer Kits

| Year | Application | Description | Part No. |
|-------|-------------|----------------------|----------|
| 10-14 | Camaro 6.2L | Axle Back Spacer Kit | 3112C |
| 10-14 | Camaro 6.2L | Cat Back Spacer Kit | 3113C |

Exhaust Clamps

| Description | Part No. |
|--|----------|
| 2.5" Stainless V-Band Flanges with Clamp | VB25 |
| 3" Stainless V-Band Flanges with Clamp | VB30 |
| 2.5" Stainless V-Band Clamp | VB25CP |
| 3" Stainless V-Band Clamp | VB30CP |

Starter Tubes / Reducers

| Description | Part No. |
|---|-----------|
| 2.5" 409 Series Stainless Steel 2 Bolt flange Starter tube | 1650ST |
| 2.5" 409 Series Stainless Steel 2 Bolt flange Starter tube with O2 provision | 1650-1ST |
| 2.5" 409 Series Stainless Steel 2 Bolt flange Starter tube for use with JBA 1653 Series Headers | 1653ST |
| 2.5" 304 Series Stainless Steel 3 Bolt flange Starter tube | 31650-ST |
| 2.5" 304 Series Stainless Steel 3 Bolt flange Starter tube with O2 provision | 31650-1ST |



1650-1ST



VB25



VB25CP



VB30




VB30CP

Exhaust Gaskets

| Header Gaskets | | | |
|----------------|-----------------------------|--------------|----------|
| Brand | Engine Family | Port Shape | Part No. |
| Chevrolet / GM | SB Chevrolet | LG Rectangle | 063-1500 |
| Chevrolet / GM | BB Chevrolet | Round | 063-1520 |
| Chevrolet / GM | 5.3/6.2L GEN 5 Ecotec 3 DFI | SAP | 063-0276 |
| Chevrolet / GM | SB Chevrolet LT1 | D-Port | 063-0275 |
| Chevrolet / GM | GM LS7 | D-Port | 063-0274 |
| Chevrolet / GM | GM 4.3L V6 | Oval | 063-4300 |
| Chevrolet / GM | GM LS | Round | 063-0272 |
| Chrysler | 3.7L V6 | Round | 063-1930 |
| Chrysler | 5.7L HEMI | Square | 063-1960 |
| Chrysler | 5.7/6.1/6.4L HEMI | D-Port | 063-1965 |
| Chrysler | 3.5L V6 | Oval | 063-3500 |
| Chrysler | 3.9L V6 | SAP | 063-3900 |
| Chrysler | 8.1L V10 | Oval D | 063-5933 |
| Chrysler | 273/360 | SAP | 063-5936 |
| Chrysler | 4.7L V8 | Round | 063-9680 |
| Ford | 3.8/4.2L V6 | Round | 063-1672 |
| Ford | 2.0L Zetec | SAP | 063-1680 |
| Ford | 5.0L Coyote | Round | 063-1685 |
| Ford | 260-351 | Rectangle | 063-2530 |
| Ford | 3.0L V6 | Round | 063-3000 |
| Ford | 390GT 12 Bolt | Rectangle | 063-3950 |
| Ford | 4.0L V6 OHC | Round | 063-4000 |
| Ford | 4.0L V6 Pushrod | D-Port | 063-4020 |
| Ford | 390-428 FE 16 Bolt | Rectangle | 063-4270 |
| Ford | 460 EFI | Oval D | 063-4600 |
| Ford | 4.6/5.4L 3V | Oval D | 063-5929 |
| Ford | 4.6/5.4L 2V | Round | 063-5930 |



| Header Gaskets (cont) | | | |
|-----------------------|------------------------------|------------|----------|
| Brand | Engine Family | Port Shape | Part No. |
| Ford | 4.6/5.4L 4V | Oval | 063-5931 |
| Ford | 6.8L V10 | Round | 063-5932 |
| Ford | 5.4/5.8L GT-500 | Oval | 063-6695 |
| Jeep | 4.0L I6 91-99 | SAP | 063-1526 |
| Jeep | 4.0L I6 00-06 | SAP | 063-1527 |
| Nissan | 5.6L | Oval | 063-1400 |
| Nissan | 4.0L | Oval | 063-1410 |
| Toyota | 5.7L | Round | 063-2012 |
| Toyota | 3.4L | Round | 063-2032 |
| Toyota | 4.0L w/o air injection 03-11 | Round | 063-2035 |
| Toyota | 4.0L w/o air injection 10-12 | Round | 063-2036 |
| Toyota | 4.0L w/ air injection | Round | 063-2037 |
| Toyota | 4.7L w/o air injection | Round | 063-9543 |
| Toyota | 4.7L w/ air injection | Round | 063-2011 |



| Misc. Exhaust Gaskets | |
|---|----------|
| Description | Part No. |
| Dodge/GM Egr Gasket, each | 063-1255 |
| GM 4.8L-6.0L Trk Dr Cat Gasket | 063-0549 |
| GM 6.0L Trk Pass Cat Gasket | 063-0550 |
| GM Air inj Gasket, each | 063-1256 |
| 2008-2014 GM 6.2L collector gasket set. | 063-1812 |
| GM F-Body 96-97 Dr Cat Gasket | 063-9014 |
| GM F-Body 98-02 Dr Cat Gasket | 063-9016 |
| 3 Bolt 2.5" Wire Gaskets, pair | 063-1202 |
| 3 Bolt 3" Wire Gaskets, pair | 063-1204 |
| Cat Gasket for 1625, each | 063-1625 |
| Cat Gasket for Zetec Focus | 063-1683 |
| GM/Toyota Cat Gasket, each | 063-9013 |

Image Gallery - Cat4Ward Headers



Power, Sound, Quality

Image Gallery - Cat4Ward Headers



1633S-1JS



1634SJS



1634S-2JS



1634S-3JS



1646SJS



1647SJS



1647S-1JS



1650SJS



1650S-2JS



1653SJS



1655SJS



1669SJT



1669S-1JS



1670SJS



1672SJT



1674SJS



1674S-1JS



1674S-2JS



1675SJS



1676SJS



1676S-1JS

Image Gallery - Cat4Ward Headers

Power, Sound, Quality



1677SJS



1678SJS




1679SJS



1679S-1JS



1679S-2JS



1679S-3JS



1685SJS



1687SJS



1688SJS



1689SJT



1695S



1807SJS



1808SJS



1808S-1JS



1809SJS



1811SJT



1812SJS



1813S



1815SJS



1815S-1JS



1815S-2

Image Gallery - Cat4Ward Headers



1816SJS



1817S-5JS



1822SJS



1822S-1JS



1822S-2JS



1822S-3JS



1823SJS



1830SJS



1830S-4JS



1830S-5JS



1830S-6JS



1832SJT



1832S-2JS



1840S



1840S-3JS



1840S-4JS



1841SJS



1842SJS



1842S-1JS



1842S-2JS



1842S-3JS

Image Gallery - Cat4Ward Headers



1842S-5JS



1842S-6



1842S-9JS



1842S-10JS



1850SJS



1850S-1JS



1850S-2JS



1850S-3JS



1850S-4



1851SJS



1860SJS



1860S-1JS



1861SJS



1920SJS



1930S



1931SJS



1937SJS



1938S



1939SJS



1940S-1JS



1945S-1JS

Power, Sound, Quality

Image Gallery - Cat4Ward Headers



Image Gallery - Long Tube Headers



6012S



6035SJT



6035S-1



6035S-2



6035S-3



6400SJS



6610SJS



6611SJS



6612S



6613SJS



6632SJT



6635SJT



6651S



6654SJS



6655SJS



6673SJS



6675SJS



6685SJS



6689SJT



6690SJS



6695SJS

Power, Sound, Quality

Image Gallery - Long Tube Headers



6809SJT



6811SJS



6812SJS



6813SJT



6814S



6814S-1JS



6814S-2JT



6815SJS



6817SJS



6818SJS



6819SJS



6820SJS



6821S



6822SJS



6830S



6850SJS



6851S



6851SJS



6961SJS



6965SJS

Image Gallery - Long Tube Headers 304 SERIES



36012S



36035S-1



36035S-2



36035S-3



36400S



36610S



36611S



36632S



36675S



36685S



36689S



36695S



36813S



36821S



36961S



36965S



36967S

Power, Sound, Quality

Image Gallery - Long Tube Headers

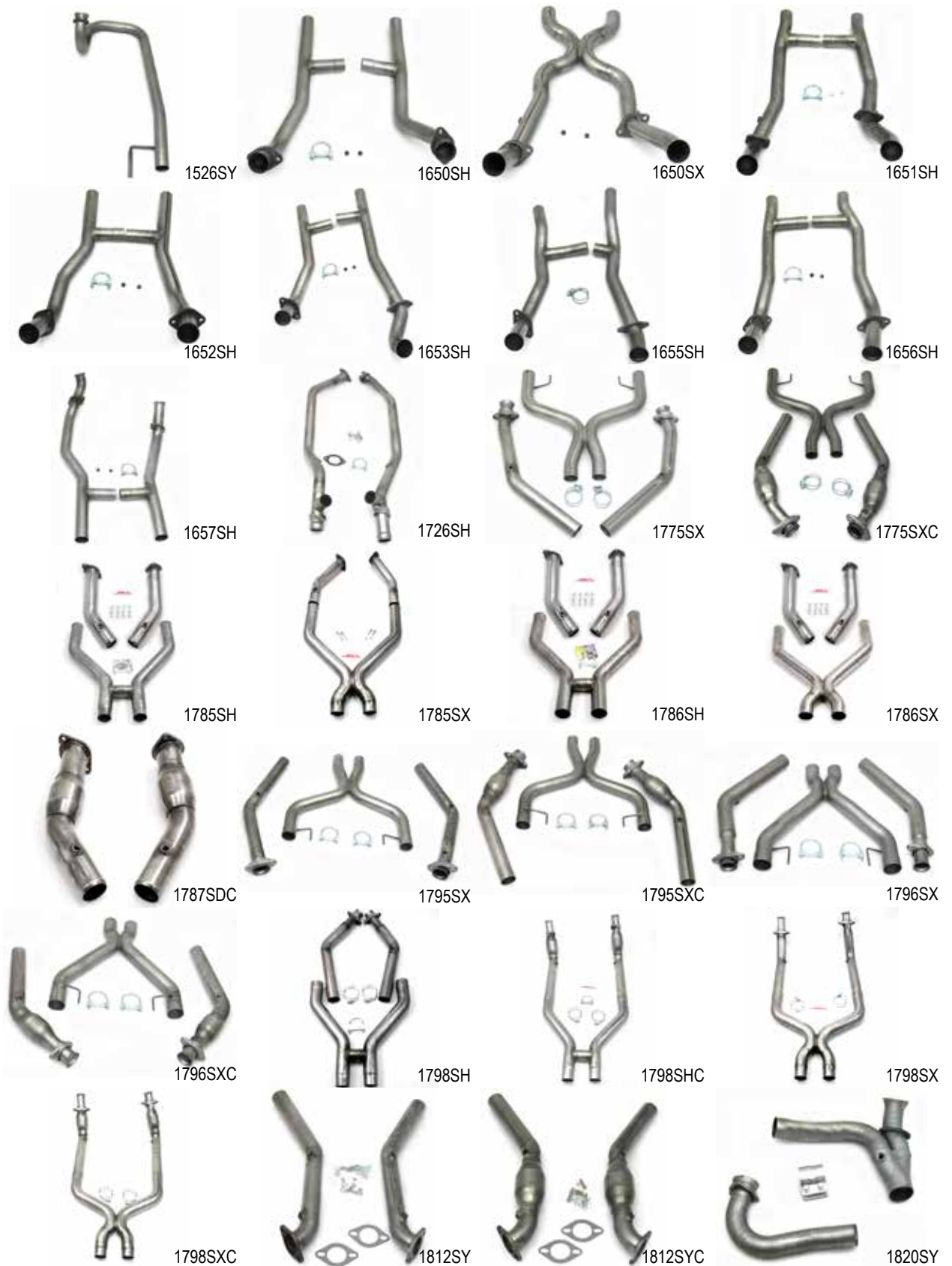


Image Gallery - Mid-Pipes



1821SY



1822SY



1860SY



1860SY-1



2010SY



2010SY-1



2011SY



2809SY



2809SYC



2810SY



2810SYC



2831SY



2945SY



2946SY



2964SY



2965SY



2965SYC



2966SYC



2967SY



2967SYC



2968SD



2968SDC



6012SD



6012SD-1



6610SH



6611SH



6613SH



6632SH

Image Gallery - Mid-Pipes



Image Gallery - Mid-Pipes



6809SDC



6810SD



6810SDC



6813SD



6812SD



6812SDC



6815SD



6813SDC



6814SY



6821SX



6820SX



6820SXC



6963SY



6821SXC



6850SY



6966SY



6965SY



6965SYC



6966SYC

Image Gallery - Mid-Pipes 304 SERIES



Image Gallery - Exhaust Systems



40-1400



40-1405



40-1411



40-1501



40-1502



40-1506



40-1508



40-1509



40-1511



40-1512



40-1513



40-1514



40-1515



40-1528



40-1529



40-1534



40-1535



40-1536



40-1538



40-1600



40-1601

Image Gallery - Exhaust Systems



40-1602



40-1665



40-1666



40-1667



40-1669



40-2501



40-2509



40-2512



40-2520



40-2522



40-2526



40-2527



40-2528



40-2530



40-2531



40-2532



40-2536



40-2537



40-2538



40-2540



40-2542

Image Gallery - Exhaust Systems



40-2618



40-2625



40-2627



40-2628



40-2629



40-2631



40-2639



40-2640



40-2643



40-2644



40-2645



40-2646



40-2650



40-2653



40-2654



40-2655



40-2685



40-2686



40-3001



40-3003



40-3005

Power, Sound, Quality

Image Gallery - Exhaust Systems

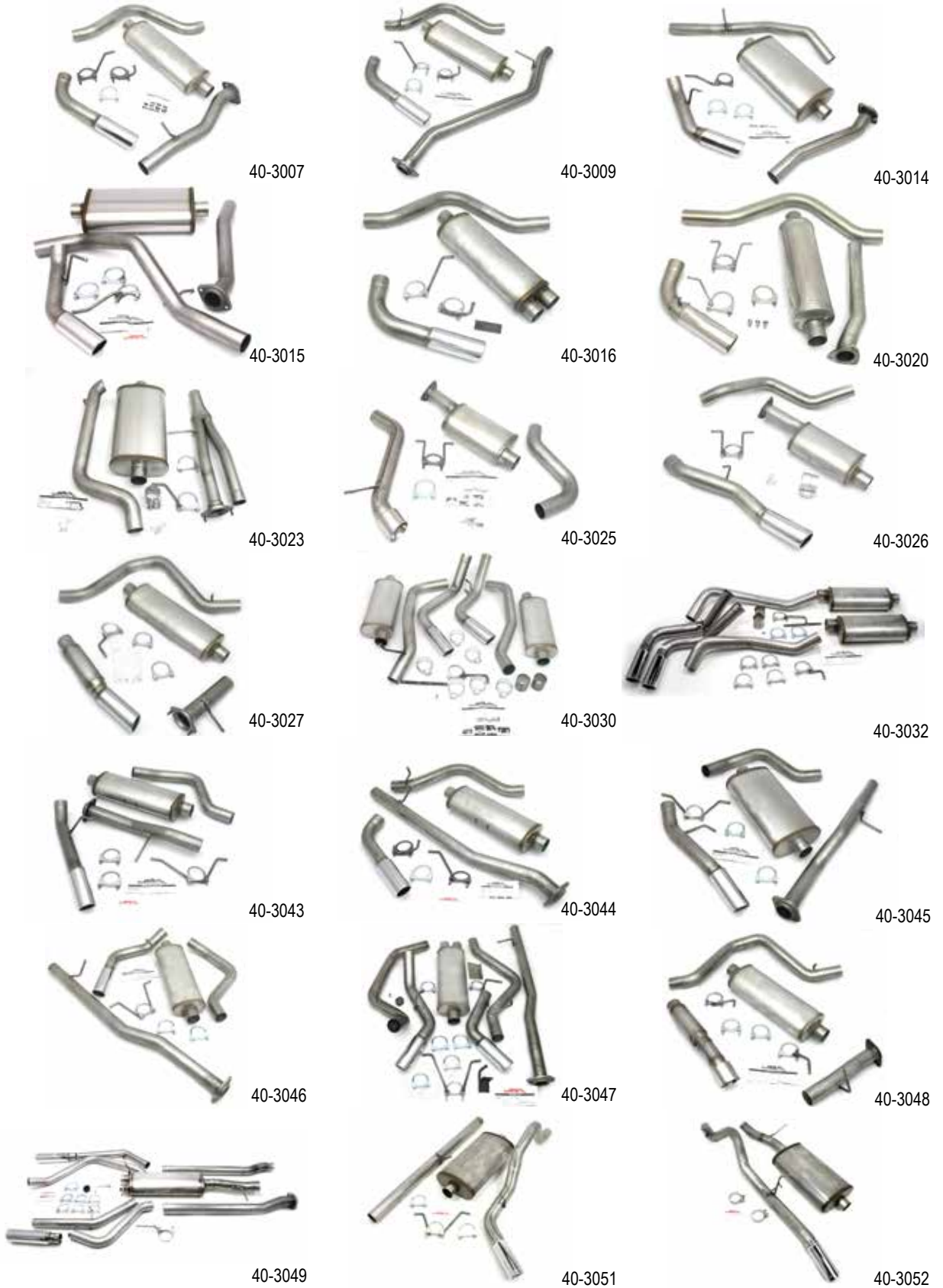


Image Gallery - Exhaust Systems



40-3053



40-3109



40-3110



40-3112



40-3113



40-3114



40-3115



40-3116



40-3117



40-3118



40-3119



40-3120



40-9003



40-9004



40-9005



40-9010



40-9012



40-9013



40-9014



40-9015



40-9016

Image Gallery - Exhaust Systems / Accessories



Image Gallery - Accessories



6500W



6502W



6503W



6680W



6685W



6686W



6811W



6812W



6965W

FOOTNOTES

- 1 Fits most Z-bars. Vehicles may require Z-Bar modification or new JBA Z-Bar P/N 1650Z for proper fit.
- 2 Bolts into factory Y-pipe with 85 GT Mustang heat riser valve.
- 3 Installation requires welding/modification to exhaust system.
- 4 Requires Y-Pipe.
- 5 50-State Smog Legal header;
C.A.R.B. E.O. #D-216-24 / D-57-28 (Dodge/Jeep), #D-216-25 / D-57-26 (Toyota), #D-216-29 / D-57-27 (Ford), D-216-29 / D-57-25 (GM)
- 6 Use big block flapper valve for smog legal applications.
- 7 Will not fit vehicles equipped with a "Body Lift"
- 10 Spark plug boots are changed from stock.
- 11 Aftermarket "X" or "H" pipes may fit better if used with part no. 1625S-8.
- 12 May require relocation of brake/fuel lines.
- 13 Automatic transmission only.
- 14 Available Ignition wire part number W0850 = 11.5" total length. Part number W0807 = 9.5" total length.
- 15 For use with straight plug heads only.
- 16 Direct replacement for factory manifold, installation hardware kit included.
- 17 Complete header and Y-pipe or down pipe system, installation hardware included.
- 21 Direct replacement. For use with JBA headers or stock manifolds.
- 23 Will not fit P-Head
- 24 Will not fit 454SS
- 29 Matching mid-pipes available.
- 39 Will not fit standard 390 cylinder head. Head flange is designed for 14 bolt 390 GT cylinder head only.
- 41 Fits most rack and pinion conversions.
- 42 Fits with power steering when 6656P JBA power steering ram drop down bracket is used.
- 48 Fits 5 speed transmission w/ aftermarket cross member.
- 50 Also fits aluminum FE Shelby block.
- 55 Matching Y-pipe available.
- 56 For use with JBA headers only.
- 57 Header equipped with O2 Sensor provisions
- 58 Fits Ford AOD Transmissions
- 59 4-2-1 Header design increases mid-range HP & Torque
- 60 O2 Sensor extensions included
- 61 Fits Mustang II style Rack & Pinion front suspension

PerTronix Ignition Brands

Flame-Thrower®

Ignition Coils · Spark Plug Wires
HEI and Billet Distributors
Ignition Modules

Second Strike® Digital Rev Limiter

Multi-Spark CD Box Digital Rev Control Box

Ignitor® III

Ignition box performance... without the "box"!

Ignitor® II

Micro-controlled Electronic Ignition
for point type distributors

IGNITOR®

Solid-State Electronic Ignition
for point type distributors

PerTronix Exhaust Brands

The original DOUG'S HEADERS

Muscle Car and Street Rod Headers

JBA performance exhaust

Late Model Truck, SUV and Passenger Car
Headers & Exhaust Systems

PATRIOT®

Street Rod and Muscle Car Headers
Side Exhaust · Do-It-Yourself Products



Limited One Year Warranty

All JBA headers and exhaust products are guaranteed, to the original purchaser, to be free of defects in materials and workmanship for one year. This warranty covers the replacement or repair of the product only and does not cover the cost of removal and installation, customer applied aftermarket coatings or any discoloration or corrosion of finished surfaces.

Damage or product failure resulting from collision, improper installation, off-road use, road hazards, the use of exhaust insulating wrap or like products or rust occurring after installation, is not covered by the warranty. The warranty extends only to the original purchaser.

Should a part become defective it should be returned to the original selling retailer and must be accompanied with the sales receipt. If there is no retailer in your area, call the factory for a return authorization and return your part prepaid to the factory for inspection. PerTronix reserves the rights to replace or repair the alleged defective part and return the part freight collect.