


NEW!
SEE PAGE 28



16" FUEL LEVEL SENDING UNIT 0-90 OHMS

NEW!
SEE PAGE 28



FUEL LEVEL GAUGE

- Fuel level sending unit/gauge combo also available

Designed to work with our most popular GM-style 0-90 ohms range fuel level sending unit. Features a black face with white lettering 12-volt electric linear fuel level gauge. The gauge has an overall diameter of 2-1/16" with a depth of 2-7/8". All mounting hardware and instructions are included.

NEW!
SEE PAGE 26



OVAL FILLER PLATE KIT

This 6" x 10" black powder coated steel oval filler plate kit includes AN-10 pickup, AN-8 tip over valve vent, AN-8 return, and dipstick access. Available with either a 45-degree fast fill valve or D-ring cap (D-ring cap shown). Comes complete with all hardware and gasket.

NEW!
SEE PAGE 19



BILLET STYLE CAPS

Billet style aluminum twist lock cap (non-vented) available in red anodized or natural finish. 2-1/4" and 2-1/2" caps are designed to fit JAZ cap & filler assemblies. The 12-bolt cap assembly comes with an AN-10 tip over valve vent fitting and features a bolted-in plastic flapper for roll over protection.

NEW!
SEE PAGE 33



JAZ STRONG BOX TOTE™

Polyethylene container is convenient for organizing and storage of small parts. This is available in red only. Container is stackable with nesting lid. Features built-in handles for easy carrying. Overall dimensions are: 8" long x 7" wide x 5-1/2" deep.

NEW!
SEE PAGE 26



LOW PRO DRAGSTER FILLERS

Designed for applications that have limited clearance or height restraints. These straight filler necks are made from bright zinc plated steel and have the standard JAZ 6-bolt or 12-bolt hole patterns so they can be used on any JAZ fuel cell. Available in 2-1/4" and 2-1/2" diameters with vented twist lock cap. The 2-1/4" diameter fillers are offered in 1-3/4" and 3" lengths. The 2-1/2" diameter fillers come in 1-5/8" and 4-1/2" lengths.



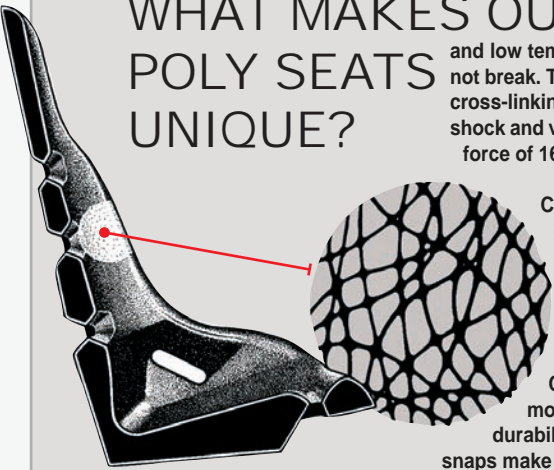
POLYETHYLENE SEATS

WHAT MAKES OUR POLY SEATS UNIQUE?

Our polyethylene plastic seats feature hollow, one piece seamless construction with molded-in colors that won't fade, peel, or scratch off. These seats have excellent high and low temperature impact and will not corrode or rust. They can be frozen, hit with a hammer, and will not break. The double-walled construction of the seats delivers a comfortable, impact-absorbing ride. The cross-linking process provides maximum strength and minimum weight with sufficient elasticity to resist shock and vibration damage. Each seat has molded-in 5/16"-18 threaded inserts which withstand a pullout force of 1600 lbs. each. A Contour-Fit seat cover is made for each model.

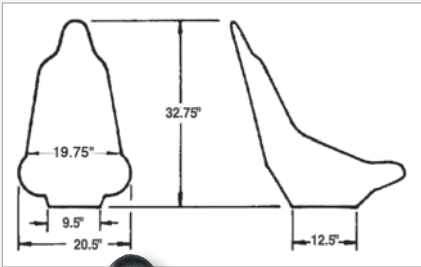
Cross-linking: The basic material used in our products is polyethylene plastic with a heat activated catalyst, endothermic pyrolytic peroxide, which produces a three-dimensional irreversible grain structure called cross-linking. This process is similar to the addition of alloying elements to pig iron, which produces steel with superior physical properties. For example, when carbon goes into a solution with iron it creates diagonal braces in the three dimensional grain structure of iron, thereby producing a harder steel.

Contour-Fit is an attractive, comfortable seat cover carefully designed and styled for each seat model. Made from heavy-duty leather-grained vinyl, each cover is dielectrically pleated for strength, durability, and long wear. A one-inch foam pad is sewn into each cover for maximum comfort. Two snaps make installation fast and trouble free.



PRO STOCK

- Excellent back and lumbar support
- Integral headrest allows 325° of vision
- Molded-in 5/16"-18 threaded inserts
- Compatible with 5 point harnesses
- Total weight with cover only 13 lbs.

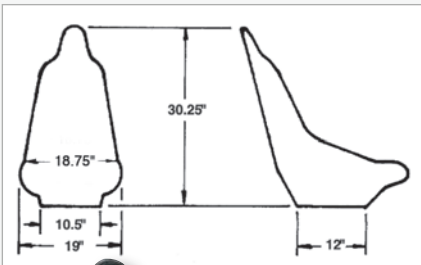


ITEM	PART #
Seat Only	100-100-01
Black Vinyl Cover	150-101-01



MINI PRO STOCK

- Designed for smaller cars
- Integral headrest allows 325° of vision
- Molded-in 5/16"-18 threaded inserts
- Compatible with 5 point harnesses
- Total weight with cover only 12 lbs.



ITEM	PART #
Seat Only	100-110-01
Black Vinyl Cover	150-111-01



POLYETHYLENE SEATS



LOW BACK PRO STOCK

- Excellent back and lumbar support
- Molded-in 5/16"-18 threaded inserts
- Compatible with 5 point harnesses
- Black vinyl cover standard

ITEM	PART #
Seat Only	100-120-01
Black Vinyl Cover	150-121-01



PRO HIGH BACK

- Designed for trucks and larger vehicles
- Taller and wider than pro stock seat
- Generous contours and lumbar support
- Lateral support located in rib area
- Molded-in 5/16"-18 threaded inserts
- Compatible with 5 point harnesses
- Black vinyl cover standard

ITEM	PART #
Seat Only	100-140-01
Black Vinyl Cover	150-141-01



TURBO PRO

- Designed for road racing & off road racing
- Wrap-around lateral support in shoulder and thigh area for high speed cornering
- Molded-in 5/16"-18 threaded inserts
- Compatible with 5 point harnesses
- Black vinyl cover standard

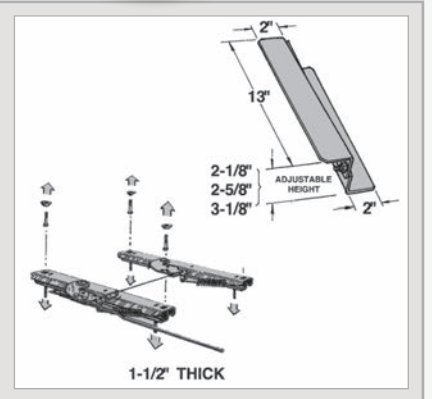
ITEM	PART #
Seat Only	100-150-01
Black Vinyl Cover	150-151-01



SEAT MOUNTS

- Designed for polyethylene & aluminum seats
- Both styles can be adapted to work with other brands & types of seats
- Universal style adjusts seat for height & angle
- Sliding mounts feature locking mechanism on both tracks

ITEM	PART #
Universal Mounts	450-010-09
Sliding Mounts	450-011-03



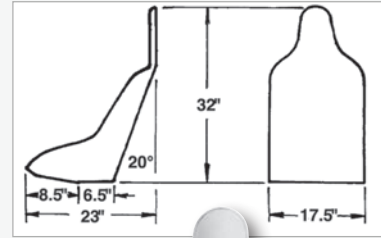


ALUMINUM SEAT

DRAG RACE ALUMINUM SEAT




- Aluminum extrusion welded to perimeter
- Extra wide shoulder harness slot
- Fully TIG welded
- .100" 5052 grade aluminum
- Proper kick up in seat bottom



ITEM	PART #
Seat Only	120-300-03
Black Vinyl Cover	150-301-01

SEAT MOUNTS



SEE PAGE 5



SAFETY EQUIPMENT

DRIVER RESTRAINT SYSTEMS

- 3" wide shoulder and lap belts, 2" wide submarine belt
- All forged latch link assemblies
- All harness sets are SFI 16.1 approved



All 516 Belts Bolt In



516 Roll Cage Mount V Style Harness (Black shown)



COLOR	PART #
Black	JAZ-516-01
Red	JAZ-516-06
Blue	JAZ-516-11



All 515 Belts Bolt In (not sewn on)



515 Floor Mount Style Harness (Red shown)

COLOR	PART #
Black	JAZ-515-01
Red	JAZ-515-06
Blue	JAZ-515-11




All 518 Belts Wrap Around



518 Wrap Around Style Harness (Blue shown)

COLOR	PART #
BLACK	JAZ-518-01
RED	JAZ-518-06
BLUE	JAZ-518-11




EYE BOLT CLIP IN CONVERSION FOR 518 STYLE BELTS

PART # JAZ-905-03



SFI STYLE ROLL BAR PADDING



STYLE	COLOR	PART #
1/2" Thick	Black	690-003-01
5/8" Thick	Black	690-007-01
3/4" Thick	Black	690-002-01
1" Thick	Black	690-001-01

NON-SFI APPROVED

1/2" Thick	Black	690-004-01
5/8" Thick	Black	690-008-01

(5/8" thick fits 1" to 1-1/4" diam. tubing)

- SFI 45.1 approved (fits 1-1/2" to 1-3/4" diam. tubing)
- 3-foot length with molded-in hook and loop fastener adhesive
- Available in: 1/2", 5/8", 3/4" and 1" thicknesses

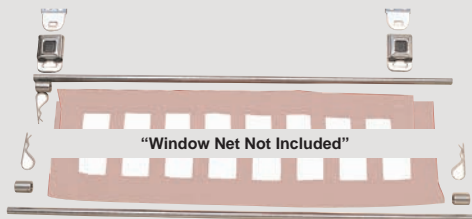
ROLL BAR PADDING

- Standard roll bar padding in 3 foot lengths
- Fits 1-5/8" and larger diameter tubing

COLOR	PART #
Black	690-036-01



WINDOW NET MOUNT KITS




BUCKLE STYLE MOUNT KIT

- Seat belt buckle style latch assembly
- 28" long upper and lower rod
- Weld-on rod attachments
- Fits circle track and drag style nets

ITEM	PART #
Buckle Style Mount Kit	JAZ-906-03

HEAVY DUTY LATCH STYLE MOUNT KIT WITH MOUNTING TABS

- 29" long rod available in round style



ITEM	PART #
Round Rod Mount Kit	JAZ-908-03



DRAG RACE FUEL CELLS

DRAG RACE VERTICAL / FLUSH MOUNT FILL



#250-105-01 &
#250-004-01

#250-003-01



#250-303-05



#250-001-01

- Seamless rotomolded cross-linked polyethylene outer shell
- Available with or without safety foam
- Available in black or natural colored material
- Flush mount aircraft style cap assembly
- Tapered sump in rear for better fuel pickup
- Two AN-8 fast flow outlet fittings in the sump
- One AN-6 vent fitting
- 360-degree mounting strap recesses

SIZE	L	W	D	COLOR	W/ FOAM	NO FOAM	MOUNT KIT
1 Gal.	6"	6"	12"	Black	250-001-01	250-001-NF	400-001-03
1 Gal.	6"	6"	12"	Natural	250-001-05	250-001-NF5	400-001-03
3 Gal.	8-1/4"	8-1/4"	14-1/2"	Black	250-003-01	250-003-NF	400-003-03
3 Gal.	8-1/4"	8-1/4"	14-1/2"	Natural	250-003-05	250-003-NF5	400-003-03
3 Gal.	8"	8"	15"	Black	250-303-01	250-303-NF	400-303-03
3 Gal.	8"	8"	15"	Natural	250-303-05	250-303-NF5	400-303-03
4 Gal.	9"	10"	17"	Black	250-004-01	250-004-NF	400-004-03
4 Gal.	9"	10"	17"	Natural	250-004-05	250-004-NF5	400-004-03
5 Gal.	9"	11"	18"	Black	250-105-01	250-105-NF	400-105-03
5 Gal.	9"	11"	18"	Natural	250-105-05	250-105-NF5	400-105-03

DRAG RACE VERTICAL / LOW PRO FILL



#290-105-01 &
#290-004-01

#290-003-01




#290-303-05



#290-001-01

- Seamless rotomolded cross-linked polyethylene outer shell
- Available with or without safety foam
- Available in black or natural colored material
- Low pro drag fill 1-3/4" high
- Tapered sump in rear for better fuel pickup
- Two AN-8 fast flow outlet fittings in the sump
- One AN-6 vent fitting
- 360-degree mounting strap recesses

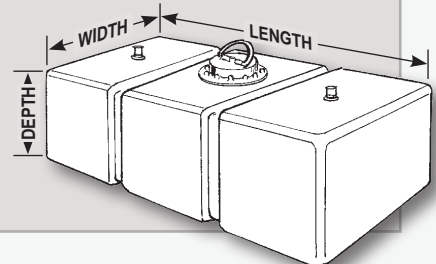
SIZE	L	W	D	COLOR	W/ FOAM	NO FOAM	MOUNT KIT
1 Gal.	6"	6"	12"	Black	290-001-01	290-001-NF	400-001-03
1 Gal.	6"	6"	12"	Natural	290-001-05	290-001-NF5	400-001-03
3 Gal.	8-1/4"	8-1/4"	14-1/2"	Black	290-003-01	290-003-NF	400-003-03
3 Gal.	8-1/4"	8-1/4"	14-1/2"	Natural	290-003-05	290-003-NF5	400-003-03
3 Gal.	8"	8"	15"	Black	290-303-01	290-303-NF	400-303-03
3 Gal.	8"	8"	15"	Natural	290-303-05	290-303-NF5	400-303-03
4 Gal.	9"	10"	17"	Black	290-004-01	290-004-NF	400-004-03
4 Gal.	9"	10"	17"	Natural	290-004-05	290-004-NF5	400-004-03
5 Gal.	9"	11"	18"	Black	290-105-01	290-105-NF	400-105-03
5 Gal.	9"	11"	18"	Natural	290-105-05	290-105-NF5	400-105-03



WHAT MAKES JAZ FUEL CELLS THE BEST VALUE?

JAZ Products maintains its own factory, equipment and molds, producing the highest quality fuel cells, rotationally molded in seamless cross-linked polyethylene. JAZ Products only uses safety foam in all their fuel cells. This foam is far superior and has a 10 times longer service life than that of other non fuel approved foams on the market. All JAZ polyethylene fuel cells exceed SFI Spec. 28.1 and are accepted by most sanctioning organizations.

Although all JAZ Products polyethylene fuel cells exceed SFI Spec. 28.1, only fuel cells labeled "THIS FUEL CELL CARRIES SFI CERTIFICATION" are actually certified. Only the fuel cells that are specifically designed for classes that require SFI certification receive a serial number and SFI label.



DRAG RACE FUEL CELLS




DRAG RACE HORIZONTAL / FLUSH MOUNT FILL

- Seamless rotomolded cross-linked polyethylene outer shell
- Available with or without safety foam
- Available in black or natural colored material
- Flush mount aircraft style cap assembly
- Two inch deep sump in rear for better fuel pickup
- Two AN-8 fast flow outlet fittings in the sump
- One AN-6 vent fitting
- 360-degree mounting strap recesses



#250-116-01



#250-005-01

SIZE	L	W	D	COLOR	W/ FOAM	NO FOAM	MOUNT KIT
5 Gal.	13"	13"	8"	Black	250-005-01	250-005-NF	400-005-03
5 Gal.	13"	13"	8"	Natural	250-005-05	250-005-NF5	400-005-03
8 Gal.	20"	15"	7-1/2"	Black	250-008-01	250-008-NF	400-008-03
8 Gal.	20"	15"	7-1/2"	Natural	250-008-05	250-008-NF5	400-008-03
12 Gal.	17-1/2"	16"	10"	Black	250-012-01	250-012-NF	400-012-03
12 Gal.	17-1/2"	16"	10"	Natural	250-012-05	250-012-NF5	400-012-03
16 Gal.	25"	17"	9"	Black	250-016-01	250-016-NF	400-016-03
16 Gal.	25"	17"	9"	Natural	250-016-05	250-016-NF5	400-016-03
16 Gal.	18-1/2"	18-1/2"	12"	Black	250-116-01	250-116-NF	400-116-03
16 Gal.	18-1/2"	18-1/2"	12"	Natural	250-116-05	250-116-NF5	400-116-03

DRAG RACE HORIZONTAL / LOW PRO FILL

- Seamless rotomolded cross-linked polyethylene outer shell
- Available with or without safety foam
- Available in black or natural colored material
- Low pro drag fill 1-3/4" high
- Two inch deep sump in rear for better fuel pickup
- Two AN-8 fast flow outlet fittings in the sump
- One AN-6 vent fitting
- 360-degree mounting strap recesses



#290-116-01



#290-005-01

SIZE	L	W	D	COLOR	W/ FOAM	NO FOAM	MOUNT KIT
5 Gal.	13"	13"	8"	Black	290-005-01	290-005-NF	400-005-03
5 Gal.	13"	13"	8"	Natural	290-005-05	290-005-NF5	400-005-03
8 Gal.	20"	15"	7-1/2"	Black	290-008-01	290-008-NF	400-008-03
8 Gal.	20"	15"	7-1/2"	Natural	290-008-05	290-008-NF5	400-008-03
12 Gal.	17-1/2"	16"	10"	Black	290-012-01	290-012-NF	400-012-03
12 Gal.	17-1/2"	16"	10"	Natural	290-012-05	290-012-NF5	400-012-03
16 Gal.	25"	17"	9"	Black	290-016-01	290-016-NF	400-016-03
16 Gal.	25"	17"	9"	Natural	290-016-05	290-016-NF5	400-016-03
16 Gal.	18-1/2"	18-1/2"	12"	Black	290-116-01	290-116-NF	400-116-03
16 Gal.	18-1/2"	18-1/2"	12"	Natural	290-116-05	290-116-NF5	400-116-03



DRAG RACE FUEL CELLS

ECONO RAIL

- Seamless rotomolded cross-linked polyethylene outer shell
- Available with or without safety foam
- Available in black or natural colored material
- Flush mount aircraft style cap assembly (#290-series)
- Low pro drag fill 1-3/4" high (#299-series)
- One AN-8 fast flow outlet fitting
- One AN-6 vent fitting

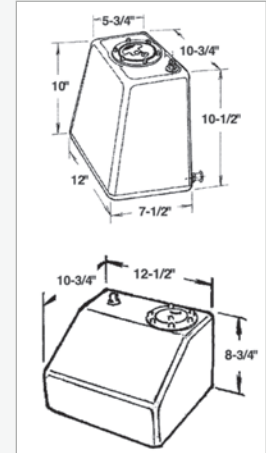
FLUSH MOUNT



#290-103-01



#290-104-01



LOW PRO



#299-103-01



#299-104-01

SIZE	L	W	D	COLOR	FLUSH MOUNT		LOW PRO DRAG FILL	
					W/ FOAM	NO FOAM	W/ FOAM	NO FOAM
3 Gal.	12"	7-1/2"	10-1/2"	Black	290-103-01	290-103-NF	299-103-01	299-103-NF
3 Gal.	12"	7-1/2"	10-1/2"	Natural	290-103-05	290-103-NF5	299-103-05	299-103-NF5
4 Gal.	12-1/2"	10-3/4"	8-3/4"	Black	290-104-01	290-104-NF	299-104-01	299-104-NF
4 Gal.	12-1/2"	10-3/4"	8-3/4"	Natural	290-104-05	290-104-NF5	299-104-05	299-104-NF5

12 GAL. FUNNY CAR

- Seamless cross-linked polyethylene outer shell
- Available with or without safety foam
- Available in black or natural colored material
- Flush mount aircraft style cap assembly
- Two AN-8 fast flow fittings in the sump
- One AN-6 vent fitting



#290-112-01

SIZE	L	W	D	COLOR	W/ FOAM	NO FOAM
12 Gal.	18"	16"	16"	Black	290-112-01	290-112-NF
12 Gal.	18"	16"	16"	Natural	290-112-05	290-112-NF5

10 GAL. STREET ROD

- Seamless cross-linked polyethylene outer shell
- Available with or without safety foam
- Available in black or natural colored material
- Flush mount aircraft style cap assembly
- One AN-8 fuel pickup fitting with hose
- One AN-8 tip over valve vent fitting
- 360° mounting strap recesses



#290-010-01

SIZE	L	W	D	COLOR	W/ FOAM	NO FOAM
10 Gal.	25"	9"	12"	Black	290-010-01	290-010-NF
10 Gal.	25"	9"	12"	Natural	290-010-05	290-010-NF5

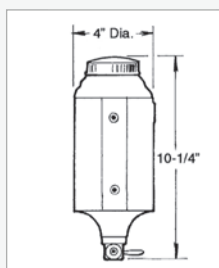
DRAG RACE FUEL CELLS



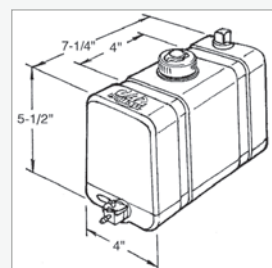
JUNIOR DRAGSTER



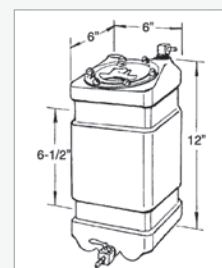
- Seamless rotomolded cross-linked polyethylene outer shell
- Available with or without safety foam
- Low pro drag fill 1-3/4" high (#235-series)
- Aircraft style flush mount cap assembly (#230-series)
- Twist lock cap with check valve vent on 1 quart
- 1/4" nipple lever handle petcock outlet fitting
- 1/4" nipple vent fitting in the top
- 1 quart features molded-in 1/4"-20 mounting inserts
- 2 quart & 1 gallon feature 360° mounting strap recesses
- NHRA accepted



1 Quart



2 Quart



1 Gallon

#235-001-01

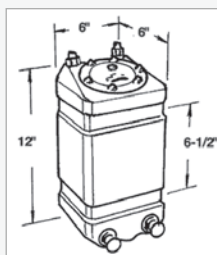
#230-001-01

SIZE	L	W	D	COLOR	FLUSH MOUNT		LOW PRO DRAG FILL		MOUNT KIT
					W/ FOAM	NO FOAM	W/ FOAM	NO FOAM	
1 Qt.	4"	4"	10-1/4"	Black	NA	230-025-01	NA	NA	Integral
1 Qt.	4"	4"	10-1/4"	Natural	NA	230-025-05	NA	NA	Integral
2 Qt.	7-1/4"	4"	5-1/2"	Black	230-050-01	230-051-01	NA	NA	400-050-03
2 Qt.	7-1/4"	4"	5-1/2"	Natural	230-050-05	230-051-05	NA	NA	400-050-03
1 Gal.	6"	6"	12"	Black	230-001-01	230-001-NF	235-001-01	235-001-NF	400-001-03
1 Gal.	6"	6"	12"	Natural	230-001-05	230-001-NF5	235-001-05	235-001-NF5	400-001-03

ITEM	PART #
1 Qt. Jr. Dragster Cap Only	340-255-03
2 Qt. Jr. Dragster Cap Only	340-050-03

NITROUS ENRICHMENT

- Seamless rotomolded cross-linked polyethylene outer shell
- Available with or without safety foam
- Low pro drag fill 1-3/4" high (#225-series)
- Aircraft style flush mount cap assembly (#220-series)
- Two AN-8 fast flow outlet fittings in the sump
- One AN-6 return fitting
- One AN-6 tip over valve vent fitting



#220-001-01



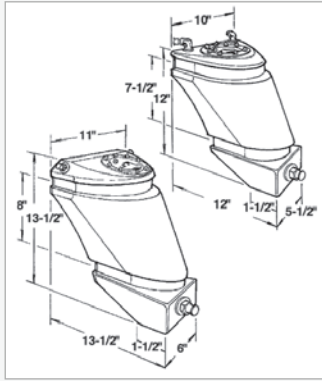
#225-001-01

SIZE	L	W	D	COLOR	FLUSH MOUNT		LOW PRO DRAG FILL		MOUNT KIT
					W/ FOAM	NO FOAM	W/ FOAM	NO FOAM	
1 Gal.	6"	6"	12"	Black	220-001-01	220-001-NF	225-001-01	225-001-NF	400-001-03
1 Gal.	6"	6"	12"	Natural	220-001-05	220-001-NF5	225-001-05	225-001-NF5	400-001-03



PRO DRAG RACE FUEL CELLS

FLOW MAX



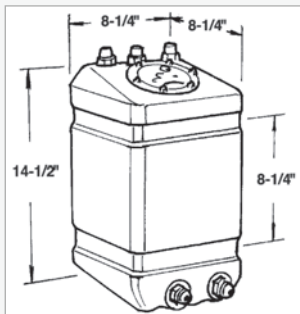
- Seamless cross-linked polyethylene outer shell
- Available with or without safety foam
- Available in black or natural colored material
- Aircraft style flush mount cap assembly
- One AN-10 fast flow fitting in the sump
- One AN-8 return fitting with anti-aeration tube
- One AN-8 tip over valve vent fitting

sfi SFI FOUNDATION INC. This Fuel Cell Carries SFI Certification



SIZE	L	W	D	COLOR	W/ FOAM	NON-SFI NO FOAM	MOUNT KIT
2 Gal.	10"	12"	12"	Black	240-202-01	240-202-NF	400-202-03
2 Gal.	10"	12"	12"	Natural	240-202-05	240-202-NF5	400-202-03
3 Gal.	11"	13-1/2"	13-1/2"	Black	240-203-01	240-203-NF	400-203-03
3 Gal.	11"	13-1/2"	13-1/2"	Natural	240-203-05	240-203-NF5	400-203-03

3 GAL. PRO MODIFIED



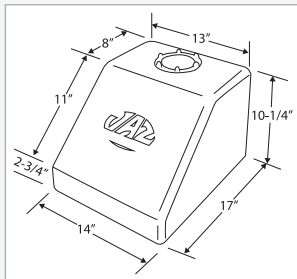
- Seamless cross-linked polyethylene outer shell
- Available with or without safety foam
- Available in black or natural colored material
- Aircraft style flush mount cap assembly
- Two AN-12 fast flow fittings in the sump
- Two AN-8 return fittings with anti-aeration tubes
- One AN-8 tip over valve vent fitting

sfi SFI FOUNDATION INC. This Fuel Cell Carries SFI Certification



SIZE	L	W	D	COLOR	W/ FOAM	NON-SFI NO FOAM	MOUNT KIT
3 Gal.	8-1/4"	8-1/4"	14-1/2"	Black	220-003-01	220-003-NF	400-003-03
3 Gal.	8-1/4"	8-1/4"	14-1/2"	Natural	220-003-05	220-003-NF5	400-003-03

8 GAL. PRO MODIFIED



- Seamless cross-linked polyethylene outer shell
- Available with or without safety foam
- Aircraft style flush mount cap assembly
- Well suited to front mount applications
- Two AN-12 fast flow outlet fittings
- Two AN-8 return fittings with anti-aeration tubes
- One AN-8 tip over valve vent fitting

sfi SFI FOUNDATION INC. This Fuel Cell Carries SFI Certification



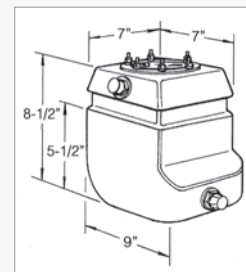
SIZE	L	W	D	COLOR	W/ FOAM	NON-SFI NO FOAM
8 Gal.	14"	17"	10-1/4"	Black	220-108-01	220-108-NF
8 Gal.	14"	17"	10-1/4"	Natural	220-108-05	220-108-NF5

PRO DRAG RACE FUEL CELLS



1.5 GAL. PRO STOCK I

- Seamless cross-linked polyethylene outer shell
- Available with or without safety foam
- Aircraft style flush mount cap assembly
- One AN-10 fast flow outlet fitting in the sump
- One AN-8 return fitting with anti-aeration tube
- One AN-8 tip over valve vent fitting



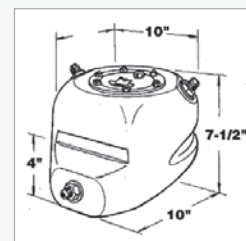
sfi SFI FOUNDATION INC. This Fuel Cell Carries SFI Certification

SIZE	L	W	D	COLOR	W/ FOAM	NON-SFI NO FOAM	MOUNT KIT
1.5 Gal.	7"	9"	8-1/2"	Black	220-015-01	220-015-NF	400-002-03
1.5 Gal.	7"	9"	8-1/2"	Natural	220-015-05	220-015-NF5	400-002-03



1.5 GAL. PRO STOCK II

- Seamless cross-linked polyethylene outer shell
- Available with or without safety foam
- Aircraft style flush mount cap assembly
- One AN-10 fast flow outlet fitting in the sump
- One AN-8 return fitting with anti-aeration tube
- One AN-8 tip over valve vent fitting



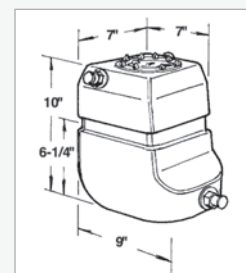
sfi SFI FOUNDATION INC. This Fuel Cell Carries SFI Certification

SIZE	L	W	D	COLOR	W/ FOAM	NON-SFI NO FOAM	MOUNT KIT
1.5 Gal.	10"	10"	7-1/2"	Black	220-315-01	220-315-NF	400-302-03
1.5 Gal.	10"	10"	7-1/2"	Natural	220-315-05	220-315-NF5	400-302-03



2 GAL. PRO STOCK

- Seamless cross-linked polyethylene outer shell
- Available with or without safety foam
- Available in black or natural colored material
- Aircraft style flush mount cap assembly
- One AN-10 fast flow fitting in the sump
- One AN-8 return fitting with anti-aeration tube
- One AN-8 tip over valve vent fitting



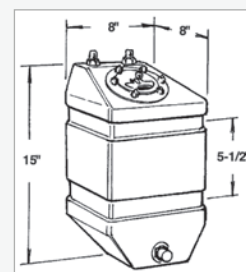
sfi SFI FOUNDATION INC. This Fuel Cell Carries SFI Certification

SIZE	L	W	D	COLOR	W/ FOAM	NON-SFI NO FOAM	MOUNT KIT
2 Gal.	7"	9"	10"	Black	220-002-01	220-002-NF	400-002-03
2 Gal.	7"	9"	10"	Natural	220-002-05	220-002-NF5	400-002-03



3 GAL. PRO STOCK

- Seamless cross-linked polyethylene outer shell
- Available with or without safety foam
- Available in black or natural colored material
- Aircraft style flush mount cap assembly
- One AN-10 fast flow fitting in the sump
- One AN-8 return fitting with anti-aeration tube
- One AN-8 tip over valve vent fitting



sfi SFI FOUNDATION INC. This Fuel Cell Carries SFI Certification

SIZE	L	W	D	COLOR	W/ FOAM	NON-SFI NO FOAM	MOUNT KIT
3 Gal.	8"	8"	15"	Black	220-303-01	220-303-NF	400-303-03
3 Gal.	8"	8"	15"	Natural	220-303-05	220-303-NF5	400-303-03



PRO STREET FUEL CELLS

FLAT BOTTOM PRO STREET / D-RING CAP

- Seamless rotomolded cross-linked polyethylene outer shell
- Available with or without safety foam
- D-ring bail handle cap assembly
- Fuel level sending unit assembly installed
- 0-90 ohm, 70-10 ohm, or 240-33 ohm sending units available
- Pickup hose routed to right rear corner
- 360-degree mounting strap recesses
- One AN-8 fuel pickup fitting
- One AN-8 tip over valve vent fitting



#205-222-01



#205-012-01

SIZE	L	W	D	OHMS	W/ FOAM	NO FOAM	MOUNT KIT
12 Gal.	17-1/2"	16"	10"	70-10	201-012-01	204-012-01	400-012-03
12 Gal.	17-1/2"	16"	10"	0-90	202-012-01	205-012-01	400-012-03
12 Gal.	17-1/2"	16"	10"	240-33	203-012-01	206-012-01	400-012-03
16 Gal.	25"	17"	10"	70-10	201-016-01	204-016-01	400-016-03
16 Gal.	25"	17"	10"	0-90	202-016-01	205-016-01	400-016-03
16 Gal.	25"	17"	10"	240-33	203-016-01	206-016-01	400-016-03
16 Gal.	18-1/2"	18-1/2"	12"	70-10	201-116-01	204-116-01	400-116-03
16 Gal.	18-1/2"	18-1/2"	12"	0-90	202-116-01	205-116-01	400-116-03
16 Gal.	18-1/2"	18-1/2"	12"	240-33	203-116-01	206-116-01	400-116-03
22 Gal.	25"	25"	9"	70-10	201-022-01	204-022-01	400-022-03
22 Gal.	25"	25"	9"	0-90	202-022-01	205-022-01	400-022-03
22 Gal.	25"	25"	9"	240-33	203-022-01	206-022-01	400-022-03
22 Gal.	33"	17-3/4"	10"	70-10	201-122-01	204-122-01	400-122-03
22 Gal.	33"	17-3/4"	10"	0-90	202-122-01	205-122-01	400-122-03
22 Gal.	33"	17-3/4"	10"	240-33	203-122-01	206-122-01	400-122-03
22 Gal.	25"	17"	14"	70-10	201-222-01	204-222-01	400-222-03
22 Gal.	25"	17"	14"	0-90	202-222-01	205-222-01	400-222-03
22 Gal.	25"	17"	14"	240-33	203-222-01	206-222-01	400-222-03

FLAT BOTTOM PRO STREET / FILL VALVE

- Seamless rotomolded cross-linked polyethylene outer shell
- Available with or without safety foam
- IMCA approved fill valve with check valve flapper
- Fuel level sending unit assembly installed
- 0-90 ohm, 70-10 ohm, or 240-33 ohm sending units available
- Pickup hose routed to right rear corner
- 360-degree mounting strap recesses
- One AN-8 fuel pickup fitting
- One AN-8 return fitting
- One AN-10 tip over valve vent fitting



#215-222-01



#215-012-01

SIZE	L	W	D	OHMS	W/ FOAM	NO FOAM	MOUNT KIT
12 Gal.	17-1/2"	16"	10"	70-10	211-012-01	214-012-01	400-012-03
12 Gal.	17-1/2"	16"	10"	0-90	212-012-01	215-012-01	400-012-03
12 Gal.	17-1/2"	16"	10"	240-33	213-012-01	216-012-01	400-012-03
16 Gal.	25"	17"	10"	70-10	211-016-01	214-016-01	400-016-03
16 Gal.	25"	17"	10"	0-90	212-016-01	215-016-01	400-016-03
16 Gal.	25"	17"	10"	240-33	213-016-01	216-016-01	400-016-03
16 Gal.	18-1/2"	18-1/2"	12"	70-10	211-116-01	214-116-01	400-116-03
16 Gal.	18-1/2"	18-1/2"	12"	0-90	212-116-01	215-116-01	400-116-03
16 Gal.	18-1/2"	18-1/2"	12"	240-33	213-116-01	216-116-01	400-116-03
22 Gal.	25"	25"	9"	70-10	211-022-01	214-022-01	400-022-03
22 Gal.	25"	25"	9"	0-90	212-022-01	215-022-01	400-022-03
22 Gal.	25"	25"	9"	240-33	213-022-01	216-022-01	400-022-03
22 Gal.	33"	17-3/4"	10"	70-10	211-122-01	214-122-01	400-122-03
22 Gal.	33"	17-3/4"	10"	0-90	212-122-01	215-122-01	400-122-03
22 Gal.	33"	17-3/4"	10"	240-33	213-122-01	216-122-01	400-122-03
22 Gal.	25"	17"	14"	70-10	211-222-01	214-222-01	400-222-03
22 Gal.	25"	17"	14"	0-90	212-222-01	215-222-01	400-222-03
22 Gal.	25"	17"	14"	240-33	213-222-01	216-222-01	400-222-03

PRO STREET FUEL CELLS



PRO STREET WITH SUMP / FLUSH MOUNT FILL

- Seamless rotomolded cross-linked polyethylene outer shell
- Available with or without safety foam
- Fuel level sending unit assembly installed
- 0-90 ohm, 70-10 ohm, or 240-33 ohm sending units available
- Flush mount aircraft style cap assembly
- Two inch deep sump in rear for better fuel pickup
- Two AN-8 fast flow outlet fittings in the sump
- One AN-6 vent fitting
- 360-degree mounting strap recesses



#255-116-01

SIZE	L	W	D	OHMS	W/ FOAM	NO FOAM	MOUNT KIT
12 Gal.	17-1/2"	16"	10"	70-10	251-012-01	254-012-01	400-012-03
12 Gal.	17-1/2"	16"	10"	0-90	252-012-01	255-012-01	400-012-03
12 Gal.	17-1/2"	16"	10"	240-33	253-012-01	256-012-01	400-012-03
16 Gal.	25"	17"	9"	70-10	251-016-01	254-016-01	400-016-03
16 Gal.	25"	17"	9"	0-90	252-016-01	255-016-01	400-016-03
16 Gal.	25"	17"	9"	240-33	253-016-01	256-016-01	400-016-03
16 Gal.	18-1/2"	18-1/2"	12"	70-10	251-116-01	254-116-01	400-116-03
16 Gal.	18-1/2"	18-1/2"	12"	0-90	252-116-01	255-116-01	400-116-03
16 Gal.	18-1/2"	18-1/2"	12"	240-33	253-116-01	256-116-01	400-116-03



#255-012-01

PRO STREET WITH SUMP / LOW PRO FILL

- Seamless rotomolded cross-linked polyethylene outer shell
- Available with or without safety foam
- Fuel level sending unit assembly installed
- 0-90 ohm, 70-10 ohm, or 240-33 ohm sending units available
- Low pro drag fill 1-3/4" high
- Two inch deep sump in rear for better fuel pickup
- Two AN-8 fast flow outlet fittings in the sump
- One AN-6 vent fitting
- 360-degree mounting strap recesses



#295-116-01

SIZE	L	W	D	OHMS	W/ FOAM	NO FOAM	MOUNT KIT
12 Gal.	17-1/2"	16"	10"	70-10	291-012-01	294-012-01	400-012-03
12 Gal.	17-1/2"	16"	10"	0-90	292-012-01	295-012-01	400-012-03
12 Gal.	17-1/2"	16"	10"	240-33	293-012-01	296-012-01	400-012-03
16 Gal.	25"	17"	9"	70-10	291-016-01	294-016-01	400-016-03
16 Gal.	25"	17"	9"	0-90	292-016-01	295-016-01	400-016-03
16 Gal.	25"	17"	9"	240-33	293-016-01	296-016-01	400-016-03
16 Gal.	18-1/2"	18-1/2"	12"	70-10	291-116-01	294-116-01	400-116-03
16 Gal.	18-1/2"	18-1/2"	12"	0-90	292-116-01	295-116-01	400-116-03
16 Gal.	18-1/2"	18-1/2"	12"	240-33	293-116-01	296-116-01	400-116-03



#295-012-01



CIRCLE TRACK FUEL CELLS

CIRCLE TRACK



- Seamless cross-linked polyethylene outer shell
- Available with or without safety foam
- Available in black or natural colored material
- D-ring bail handle cap assembly
- One AN-8 fuel pickup fitting
- Pickup hose routed to right rear corner
- One AN-8 tip over valve vent fitting
- 360° mounting strap recesses

SIZE	L	W	D	COLOR	W/ FOAM	NO FOAM	MOUNT KIT
8 Gal.	20"	15"	7-1/2"	Black	200-008-01	200-008-NF	400-008-03
8 Gal.	20"	15"	7-1/2"	Natural	200-008-05	200-008-NF5	400-008-03
10 Gal.	25"	9"	12"	Black	200-010-01	200-010-NF	400-010-03
10 Gal.	25"	9"	12"	Natural	200-010-05	200-010-NF5	400-010-03
12 Gal.	17-1/2"	16"	10"	Black	200-012-01	200-012-NF	400-012-03
12 Gal.	17-1/2"	16"	10"	Natural	200-012-05	200-012-NF5	400-012-03
16 Gal.	25"	17"	10"	Black	200-016-01	200-016-NF	400-016-03
16 Gal.	25"	17"	10"	Natural	200-016-05	200-016-NF5	400-016-03
16 Gal.	18-1/2"	18-1/2"	12"	Black	200-116-01	200-116-NF	400-116-03
16 Gal.	18-1/2"	18-1/2"	12"	Natural	200-116-05	200-116-NF5	400-116-03
22 Gal.	25"	25"	9"	Black	200-022-01	200-022-NF	400-022-03
22 Gal.	25"	25"	9"	Natural	200-022-05	200-022-NF5	400-022-03
22 Gal.	33"	17-3/4"	10"	Black	200-122-01	200-122-NF	400-122-03
22 Gal.	33"	17-3/4"	10"	Natural	200-122-05	200-122-NF5	400-122-03
22 Gal.	25"	17"	14"	Black	200-222-01	200-222-NF	400-222-03
22 Gal.	25"	17"	14"	Natural	200-222-05	200-222-NF5	400-222-03
32 Gal.	33"	17"	14"	Black	200-032-01	200-032-NF	400-032-03
32 Gal.	33"	17"	14"	Natural	200-032-05	200-032-NF5	400-032-03
32 Gal.	26"	18"	18"	Black	200-132-01	200-132-NF	400-132-03
32 Gal.	26"	18"	18"	Natural	200-132-05	200-132-NF5	400-132-03

REMOTE FILL



- Seamless cross-linked polyethylene outer shell
- Available with or without safety foam
- Available in black or natural colored material
- 45° 2-1/2" diameter filler with spring loaded flapper valve
- One AN-8 fuel pickup fitting
- Pickup hose routed to right rear corner
- One AN-8 tip over valve vent fitting
- 360° mounting strap recesses

SIZE	L	W	D	COLOR	W/ FOAM	NO FOAM	MOUNT KIT
8 Gal.	20"	15"	7-1/2"	Black	260-008-01	260-008-NF	400-008-03
8 Gal.	20"	15"	7-1/2"	Natural	260-008-05	260-008-NF5	400-008-03
10 Gal.	25"	9"	12"	Black	260-010-01	260-010-NF	400-010-03
10 Gal.	25"	9"	12"	Natural	260-010-05	260-010-NF5	400-010-03
12 Gal.	17-1/2"	16"	10"	Black	260-012-01	260-012-NF	400-012-03
12 Gal.	17-1/2"	16"	10"	Natural	260-012-05	260-012-NF5	400-012-03
16 Gal.	25"	17"	10"	Black	260-016-01	260-016-NF	400-016-03
16 Gal.	25"	17"	10"	Natural	260-016-05	260-016-NF5	400-016-03
16 Gal.	18-1/2"	18-1/2"	12"	Black	260-116-01	260-116-NF	400-116-03
16 Gal.	18-1/2"	18-1/2"	12"	Natural	260-116-05	260-116-NF5	400-116-03
22 Gal.	25"	25"	9"	Black	260-022-01	260-022-NF	400-022-03
22 Gal.	25"	25"	9"	Natural	260-022-05	260-022-NF5	400-022-03
22 Gal.	33"	17-3/4"	10"	Black	260-122-01	260-122-NF	400-122-03
22 Gal.	33"	17-3/4"	10"	Natural	260-122-05	260-122-NF5	400-122-03
22 Gal.	25"	17"	14"	Black	260-222-01	260-222-NF	400-222-03
22 Gal.	25"	17"	14"	Natural	260-222-05	260-222-NF5	400-222-03
32 Gal.	33"	17"	14"	Black	260-032-01	260-032-NF	400-032-03
32 Gal.	33"	17"	14"	Natural	260-032-05	260-032-NF5	400-032-03
32 Gal.	26"	18"	18"	Black	260-132-01	260-132-NF	400-132-03
32 Gal.	26"	18"	18"	Natural	260-132-05	260-132-NF5	400-132-03



2-1/4" fill valve also available upon request

CIRCLE TRACK FUEL CELLS

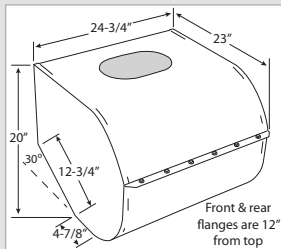


TEAR DROP

- Seamless cross-linked polyethylene inner shell
- 20 gauge welded steel container powder coated red
- 6" x 10" steel filler plate
- Optional caps/fillers available or with filler shown
- One AN-10 fuel pickup fitting
- One AN-8 return fitting
- One AN-8 tip over valve vent fitting
- Dipstick access
- Fits all popular chassis including Dirt Works

275-632-06

Pictured with IMCA Approved Mount Straps, sold separately.



277-632-06

SIZE	L	W	D	NO FOAM
32 Gal. w/ Straight Fast Fill w/ Cap	24-3/4"	23"	20"	274-632-06
32 Gal. w/ Steel Cap	24-3/4"	23"	20"	275-632-06
32 Gal. w/ Plastic Cap	24-3/4"	23"	20"	276-632-06
32 Gal. w/ Fill Valve/Check Valve Flapper	24-3/4"	23"	20"	277-632-06
32 Gal. w/ 45-Degree Fast Fill 2-1/2"	24-3/4"	23"	20"	280-632-06
32 Gal. w/ 45-Degree Fast Fill 2-1/4"	24-3/4"	23"	20"	281-632-06
32 Gal. -632 Mount Kit				400-632-03

CIRCLE TRACK WITH FILL VALVE / CHECK VALVE FLAPPER



- Seamless cross-linked polyethylene outer shell
- Available with or without safety foam
- IMCA approved fill valve with check valve flapper
- One AN-8 fuel pickup fitting
- One AN-8 return fitting
- One AN-10 tip over valve vent fitting
- Pickup hose routed to right rear corner
- Bat-wing attached to pickup hose to prevent curling or moving



12-bolt Fill Valve /
Check Valve Flapper

SIZE	L	W	D	COLOR	W/ FOAM	NO FOAM	MOUNT KIT
8 Gal.	20"	15"	7-1/2"	Black	265-008-01	265-008-NF	400-008-03
8 Gal.	20"	15"	7-1/2"	Natural	265-008-05	265-008-NF5	400-008-03
10 Gal.	25"	9"	12"	Black	265-010-01	265-010-NF	400-010-03
10 Gal.	25"	9"	12"	Natural	265-010-05	265-010-NF5	400-010-03
12 Gal.	17-1/2"	16"	10"	Black	265-012-01	265-012-NF	400-012-03
12 Gal.	17-1/2"	16"	10"	Natural	265-012-05	265-012-NF5	400-012-03
16 Gal.	25"	17"	10"	Black	265-016-01	265-016-NF	400-016-03
16 Gal.	25"	17"	10"	Natural	265-016-05	265-016-NF5	400-016-03
16 Gal.	18-1/2"	18-1/2"	12"	Black	265-116-01	265-116-NF	400-116-03
16 Gal.	18-1/2"	18-1/2"	12"	Natural	265-116-05	265-116-NF5	400-116-03
22 Gal.	25"	25"	9"	Black	265-022-01	265-022-NF	400-022-03
22 Gal.	25"	25"	9"	Natural	265-022-05	265-022-NF5	400-022-03
22 Gal.	33"	17-3/4"	10"	Black	265-122-01	265-122-NF	400-122-03
22 Gal.	33"	17-3/4"	10"	Natural	265-122-05	265-122-NF5	400-122-03
22 Gal.	25"	17"	14"	Black	265-222-01	265-222-NF	400-222-03
22 Gal.	25"	17"	14"	Natural	265-222-05	265-222-NF5	400-222-03
32 Gal.	33"	17"	14"	Black	265-032-01	265-032-NF	400-032-03
32 Gal.	33"	17"	14"	Natural	265-032-05	265-032-NF5	400-032-03
32 Gal.	26"	18"	18"	Black	265-132-01	265-132-NF	400-132-03
32 Gal.	26"	18"	18"	Natural	265-132-05	265-132-NF5	400-132-03



PRO SPORT FUEL CELLS

PRO SPORT WITH D-RING CAP

- Seamless cross-linked polyethylene inner shell
- 20 gauge welded steel container powder coated red
- Available with or without tip over valve flapper under cap assembly
- Available with or without safety foam
- D-ring bail handle cap assembly
- One AN-8 fuel pickup fitting
- One AN-8 tip over valve vent fitting
- Pickup hose routed to right rear corner



Some of our most popular metal can fuel cells are now available in a black powder coated finish.

SIZE	L	W	D	W/ FOAM	NO FOAM	W/ FOAM & FLAPPER	W/ FLAPPER NO FOAM
4 Gal.	13"	11-1/8"	9-1/8"	270-004-06	270-004-NF	271-004-06	271-004-NF
8 Gal.	20-5/8"	15-1/2"	8-3/8"	270-008-06	270-008-NF	271-008-06	271-008-NF
12 Gal.*	18"	16-1/2"	10-1/2"	270-012-06	270-012-NF	271-012-06	271-012-NF
16 Gal.*	26"	18"	10"	270-016-06	270-016-NF	271-016-06	271-016-NF
16 Gal.	19"	19"	12-1/2"	270-116-06	270-116-NF	271-116-06	271-116-NF
22 Gal.	25-5/8"	25-5/8"	9-1/4"	270-022-06	270-022-NF	271-022-06	271-022-NF
22 Gal.	34-1/2"	18-3/4"	10-1/2"	270-122-06	270-122-NF	271-122-06	271-122-NF
22 Gal.*	25-3/4"	17-3/8"	14-1/2"	270-222-06	270-222-NF	271-222-06	271-222-NF
32 Gal.	34"	17-3/8"	14-3/8"	270-032-06	270-032-NF	271-032-06	271-032-NF
32 Gal.*	26-5/8"	18-5/8"	18-5/8"	270-132-06	270-132-NF	271-132-06	271-132-NF

* Available in black powder coat finish. Use same part # with -01 ending for black with foam and -NF1 for black no foam

PRO SPORT WITH FILL VALVE / CHECK VALVE FLAPPER

- Seamless cross-linked polyethylene inner shell
- 20 gauge welded steel container powder coated red
- Available with or without safety foam
- IMCA approved fill valve with check valve flapper
- One AN-8 fuel pickup fitting
- One AN-8 return fitting
- One AN-10 tip over valve vent fitting
- Pickup hose routed to right rear corner
- Bat-wing attached to pickup hose to prevent curling or moving



12-bolt Fill Valve / Check Valve Flapper



Some of our most popular metal can fuel cells are now available in a black powder coated finish.

SIZE	L	W	D	W/ FOAM	NO FOAM
4 Gal.	13"	11-1/8"	9-1/8"	277-004-06	277-004-NF
8 Gal.	20-5/8"	15-1/2"	8-3/8"	277-008-06	277-008-NF
12 Gal.*	18"	16-1/2"	10-1/2"	277-012-06	277-012-NF
16 Gal.*	26"	18"	10"	277-016-06	277-016-NF
16 Gal.	19"	19"	12-1/2"	277-116-06	277-116-NF
22 Gal.	25-5/8"	25-5/8"	9-1/4"	277-022-06	277-022-NF
22 Gal.	34-1/2"	18-3/4"	10-1/2"	277-122-06	277-122-NF
22 Gal.*	25-3/4"	17-3/8"	14-1/2"	277-222-06	277-222-NF
32 Gal.	34"	17-3/8"	14-3/8"	277-032-06	277-032-NF
32 Gal.*	26-5/8"	18-5/8"	18-5/8"	277-132-06	277-132-NF

* Available in black powder coat finish. Use same part # with -01 ending for black with foam and -NF1 for black no foam

FILLER ASSEMBLIES



2-1/2"
391-452-06

2-1/2" Cap
340-451-03

2-1/4" Cap
340-352-06

2-1/4"
391-351-03

BILLET STYLE CAPS

- Billet style aluminum twist lock cap (non-vented) available in red anodized or natural finish
- 2-1/4" caps are designed to fit all JAZ 2-1/4" cap & filler assemblies
- 2-1/2" caps are designed to fit all JAZ 2-1/2" cap & filler assemblies
- 12-bolt cap assembly comes with an AN-10 tip over valve vent fitting and features a bolted-in plastic flapper for roll over protection
- Assemblies come complete with all hardware and gasket



More Filler Assemblies
See page 26

ITEM	PART #	ITEM	PART #
2-1/4" 6-bolt Natural Finish Cap Assembly	391-351-03	2-1/4" Natural Finish Cap Only	340-351-03
2-1/4" 6-bolt Red Anodized Cap Assembly	391-352-06	2-1/4" Red Anodized Cap Only	340-352-06
2-1/2" 12-bolt Natural Finish Cap Assembly	391-451-03	2-1/2" Natural Finish Cap Only	340-451-03
2-1/2" 12-bolt Red Anodized Cap Assembly	391-452-06	2-1/2" Red Anodized Cap Only	340-452-06

PRO SPORT FUEL CELLS



PRO SPORT WITH FILL VALVE / STEEL CAP



- Seamless cross-linked polyethylene inner shell
- IMCA approved
- 20 gauge welded steel container powder coated red
- Features a spring loaded flapper for roll over protection
- Large 4" diameter steel cap for quick removal and easy filling
- Available with or without safety foam
- One AN-8 fuel pickup fitting
- One AN-8 tip over valve vent fitting
- Pickup hose routed to right rear corner



Some of our most popular metal can fuel cells are now available in a black powder coated finish.

SIZE	L	W	D	W/ FOAM	NO FOAM
4 Gal.	13"	11-1/8"	9-1/8"	275-004-06	275-004-NF
8 Gal.	20-5/8"	15-1/2"	8-3/8"	275-008-06	275-008-NF
12 Gal.*	18"	16-1/2"	10-1/2"	275-012-06	275-012-NF
16 Gal.*	26"	18"	10"	275-016-06	275-016-NF
16 Gal.	19"	19"	12-1/2"	275-116-06	275-116-NF
22 Gal.	25-5/8"	25-5/8"	9-1/4"	275-022-06	275-022-NF
22 Gal.	34-1/2"	18-3/4"	10-1/2"	275-122-06	275-122-NF
22 Gal.*	25-3/4"	17-3/8"	14-1/2"	275-222-06	275-222-NF
32 Gal.	34"	17-3/8"	14-3/8"	275-032-06	275-032-NF
32 Gal.*	26-5/8"	18-5/8"	18-5/8"	275-132-06	275-132-NF

* Available in black powder coat finish. Use same part # with -01 ending for black with foam and -NF1 for black no foam



PRO SPORT FUEL CELLS

PRO SPORT WITH 90° FILLER & CAP

- Seamless cross-linked polyethylene inner shell
- 20 gauge welded steel container powder coated red
- Available with or without safety foam
- Vented twist lock cap with spring loaded flapper
- One AN-8 fuel pickup fitting
- One AN-8 tip over valve vent fitting
- Pickup hose routed to right rear corner
- 2-1/2" neck diameter with 2" height



Some of our most popular metal can fuel cells are now available in a black powder coated finish.

SIZE	L	W	D	W/ FOAM	NO FOAM
4 Gal.	13"	11-1/8"	9-1/8"	274-004-06	274-004-NF
8 Gal.	20-5/8"	15-1/2"	8-3/8"	274-008-06	274-008-NF
12 Gal.*	18"	16-1/2"	10-1/2"	274-012-06	274-012-NF
16 Gal.*	26"	18"	10"	274-016-06	274-016-NF
16 Gal.	19"	19"	12-1/2"	274-116-06	274-116-NF
22 Gal.	25-5/8"	25-5/8"	9-1/4"	274-022-06	274-022-NF
22 Gal.	34-1/2"	18-3/4"	10-1/2"	274-122-06	274-122-NF
22 Gal.*	25-3/4"	17-3/8"	14-1/2"	274-222-06	274-222-NF
32 Gal.	34"	17-3/8"	14-3/8"	274-032-06	274-032-NF
32 Gal.*	26-5/8"	18-5/8"	18-5/8"	274-132-06	274-132-NF

* Available in black powder coat finish. Use same part # with -01 ending for black with foam and -NF1 for black no foam

PRO SPORT WITH 45° FLAPPER FILLER

- Seamless cross-linked polyethylene inner shell
- 20 gauge welded steel container powder coated red
- Available with or without safety foam
- 45° filler neck with spring loaded flapper 4-1/4" high, available in 2-1/4" or 2-1/2" neck diameter
- One AN-8 fuel pickup fitting
- One AN-8 tip over valve vent fitting
- Pickup hose routed to right rear corner



Some of our most popular metal can fuel cells are now available in a black powder coated finish.

SIZE	L	W	D	2-1/4"		2-1/2"	
				W/ FOAM	NO FOAM	W/ FOAM	NO FOAM
4 Gal.	13"	11-1/8"	9-1/8"	281-004-06	281-004-NF	280-004-06	280-004-NF
8 Gal.	20-5/8"	15-1/2"	8-3/8"	281-008-06	281-008-NF	280-008-06	280-008-NF
12 Gal.*	18"	16-1/2"	10-1/2"	281-012-06	281-012-NF	280-012-06	280-012-NF
16 Gal.*	26"	18"	10"	281-016-06	281-016-NF	280-016-06	280-016-NF
16 Gal.	19"	19"	12-1/2"	281-116-06	281-116-NF	280-116-06	280-116-NF
22 Gal.	25-5/8"	25-5/8"	9-1/4"	281-022-06	281-022-NF	280-022-06	280-022-NF
22 Gal.	34-1/2"	18-3/4"	10-1/2"	281-122-06	281-122-NF	280-122-06	280-122-NF
22 Gal.*	25-3/4"	17-3/8"	14-1/2"	281-222-06	281-222-NF	280-222-06	280-222-NF
32 Gal.	34"	17-3/8"	14-3/8"	281-032-06	281-032-NF	280-032-06	280-032-NF
32 Gal.*	26-5/8"	18-5/8"	18-5/8"	281-132-06	281-132-NF	280-132-06	280-132-NF

* Available in black powder coat finish. Use same part # with -01 ending for black with foam and -NF1 for black no foam

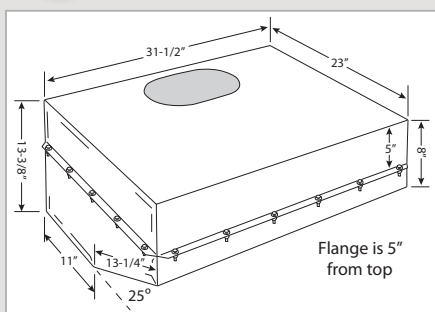
SPECIALIZED FUEL CELLS



JEEPSPEED®

Registered trademark used with permission

- Seamless cross-linked polyethylene inner shell
- 20 gauge welded steel container powder coated red
- Available with or without safety foam
- 6" x 10" steel filler plate
- 2-1/2" 45° filler neck with spring loaded flapper
- One AN-8 fuel pickup fitting
- One AN-8 return fitting
- One AN-10 tip over valve vent fitting
- Dipstick access
- Fits between the frame rails of 1984–2001 Jeep Cherokees
- Bat-wing attached to pickup hose to prevent curling or moving



Optional caps or fillers available.
See pages 19, 25-26

SIZE	L	W	D	W/ FOAM	NO FOAM
32 Gal.	31-1/2"	23"	13-3/8"	286-432-06	286-432-NF



PRO LITE

- Seamless cross-linked polyethylene inner shell
- Safety foam filled
- 5052 aluminum shoe box style outer container
- 6" X 10" steel filler plate
- Spring loaded flapper valve filler with vented twist lock cap
- One AN-10 fuel pickup fitting
- One AN-8 return fitting
- One AN-8 tip over valve vent fitting
- Dipstick access
- Designed for "dirt" series style chassis

SIZE	L	W	D	W/ FOAM
22 Gal.	25"	16-3/4"	13-5/8"	285-622-03



SPECIALIZED FUEL CELLS

SPECIALIZED PRO SPORT



#270-532-06



#270-622-06



Some of our most popular metal can fuel cells are now available in a black powder coated finish.

- Seamless cross-linked polyethylene inner shell
- 20 gauge welded steel container powder coated red
- Available with or without safety foam
- D-ring bail handle cap assembly
- One AN-10 fuel pickup fitting
- One AN-8 return fitting
- One AN-8 tip over valve vent fitting
- Pickup hose routed to right rear corner

SIZE	L	W	D	W/ FOAM	NO FOAM
22 Gal. Top Feed Red	25"	16-3/4"	13-5/8"	270-622-06	270-622-NF
22 Gal. Top Feed Black	25"	16-3/4"	13-5/8"	270-622-01	270-622-NF1
32 Gal. Top Feed Red	26-5/8"	18-5/8"	18-5/8"	270-532-06	270-532-NF
32 Gal. Top Feed Black	26-5/8"	18-5/8"	18-5/8"	270-532-01	270-532-NF1

* Available in black powder coat finish. Use same part # with -01 ending for black with foam and -NF1 for black no foam

PRO MAX

- Seamless cross-linked polyethylene inner shell
- 20 gauge welded steel container powder coated red
- Available with or without safety foam
- 6" X 10" steel filler plate
- Spring loaded flapper valve filler with vented twist lock cap
- One AN-10 fuel pickup fitting
- One AN-8 return fitting
- One AN-8 tip over valve vent fitting
- Dipstick access



Optional caps or fillers available.
See pages 19, 25-26

SIZE	L	W	D	W/ FOAM	NO FOAM
26 Gal.	25-1/4"	16-7/8"	17-1/4"	285-226-06	285-226-NF

ALUMINUM FUEL CELLS



210-503-03



210-703-03

3 GALLON

- 5051 aluminum TIG welded
- Safety foam filled
- Available with aircraft style flush mount cap assembly or low pro drag filler 1-3/4" high
- Two AN-8 fast flow outlet fittings in the sump
- One AN-8 return fitting
- One AN-8 tip over valve vent fitting

SIZE	L	W	D	W/ FOAM
3 Gal. Flush Mount	8-1/8"	8-1/8"	15-1/2"	210-503-03
3 Gal. Low Pro	8-1/8"	8-1/8"	15-1/2"	210-703-03

210-504-03



210-704-03



4 GALLON

- 5051 aluminum TIG welded
- Safety foam filled
- Available with aircraft style flush mount cap assembly or low pro drag filler 1-3/4" high
- Two AN-8 fast flow outlet fittings in the sump
- One AN-8 return fitting
- One AN-8 tip over valve vent fitting

SIZE	L	W	D	W/ FOAM
4 Gal. Flush Mount	12-1/2"	10-1/8"	8-1/8"	210-504-03
4 Gal. Low Pro	12-1/2"	10-1/8"	8-1/8"	210-704-03

14 GALLON STREET ROD

210-614-03



- 5051 aluminum TIG welded
- Safety foam filled
- Available with aircraft style flush mount cap assembly or low pro drag filler 1-3/4" high
- One AN-8 fuel pickup w/ hose fitting
- One AN-8 return fitting
- One AN-8 tip over valve vent fitting
- 0-90 ohm sending unit installed

210-814-03



SIZE	L	W	D	W/ FOAM
14 Gal. Flush Mount	30-1/8"	9-1/8"	12-1/8"	210-614-03
14 Gal. Low Pro	30-1/8"	9-1/8"	12-1/8"	210-814-03



ALUMINUM FUEL CELLS

ALUMINUM FUEL CELLS

- 5051 aluminum TIG welded
- Safety foam filled
- Available with aircraft style flush mount cap assembly or low pro drag filler 1-3/4" high
- Two AN-8 fast flow outlet fittings in the sump
- One AN-8 return fitting
- One AN-8 tip over valve vent fitting
- Available with 0-90 ohm sending unit installed on 15 and 20 gallon



210-505-03

**5
GALLON**



210-705-03



210-710-03

**10
GALLON**



210-510-03

**15
GALLON**



210-815-03



210-615-03



210-620-03

**20
GALLON**



210-820-03

SIZE	L	W	D	W/ FOAM
5 Gal. Flush Mount	12-1/8"	12-1/8"	8-5/8"	210-505-03
5 Gal. Low Pro	12-1/8"	12-1/8"	8-5/8"	210-705-03
10 Gal. Flush Mount	16-5/8"	16-5/8"	9-1/4"	210-510-03
10 Gal. Low Pro	16-5/8"	16-5/8"	9-1/4"	210-710-03
15 Gal. Flush Mount	18-1/8"	20-1/4"	10-1/4"	210-515-03
15 Gal. Low Pro	18-1/8"	20-1/4"	10-1/4"	210-715-03
15 Gal. Flush Mount w/ 0-90 Sending Unit	18-1/8"	20-1/4"	10-1/4"	210-615-03
15 Gal. Low Pro w/ 0-90 Sending Unit	18-1/8"	20-1/4"	10-1/4"	210-815-03
20 Gal. Flush Mount	20-1/4"	24-1/4"	10-1/8"	210-520-03
20 Gal. Low Pro	20-1/4"	24-1/4"	10-1/8"	210-720-03
20 Gal. Flush Mount w/ 0-90 Sending Unit	20-1/4"	24-1/4"	10-1/8"	210-620-03
20 Gal. Low Pro w/ 0-90 Sending Unit	20-1/4"	24-1/4"	10-1/8"	210-820-03

CAP ASSEMBLIES



BAIL HANDLE CAP

- Non-vented steel cap
- Comes with all hardware and gasket

ITEM	PART #
12-Bolt Bail Handle Cap Assembly	350-301-03
Bail Handle Replacement Cap	340-300-09
12-Hole Flange Gasket	850-301-01
Bail Handle Cap Gasket	850-300-01



RECESSED CAP

- Twist lock vented cap, bright cadmium plated steel
- Must use split nut ring for installation

ITEM	PART #
12-Bolt Recessed Cap Assembly	350-401-03
Split Nut Ring (Required)	315-040-03
Twist Lock Replacement Cap	340-250-03
Replacement Flange Gasket	850-301-01



6-Bolt

12-Bolt

AIRCRAFT STYLE FLUSH CAP

- Features an aircraft style positive lock mechanism
- Built-in one way check valve vent
- Comes with all hardware and gasket

ITEM	PART #
6-Bolt Flush Cap Assembly	350-201-06
12-Bolt Flush Cap Assembly	350-202-06
Flush Mount Replacement Cap	340-200-06
6-Hole Flange Gasket	850-201-01
12-Hole Flange Gasket	850-301-01
Replacement Cap Gasket	850-200-01



Plastic cap

Bail handle cap

FILL VALVE WITH STEEL OR PLASTIC CAP

- Features a spring loaded flapper for roll over protection
- IMCA approved
- Large 4" diameter cap for quick removal and easy filling
- Must use split nut ring for installation

ITEM	PART #
12-Bolt Fill Valve With Bail Handle Cap	390-004-01
12-Bolt Fill Valve With Red Plastic Cap	390-004-06
Split Nut Ring (Required)	315-030-03
Red Plastic Replacement Cap	340-004-06
Replacement Flange Gasket	850-301-01
Replacement Plastic Cap Gasket	850-004-01



5-BOLT FLAPPER

- Designed to be mounted under 12-bolt bail handle cap
- Seals fuel cell under cap in the event of a roll over
- Greatly reduces the chance of fuel spills from cap
- Comes complete with instructions & hardware

ITEM	PART #
5-Bolt Flapper Assembly	315-105-03



SPLIT NUT RINGS

- Required for fast fill valves and recessed caps
- Nut rings come complete with hardware and gasket

ITEM	PART #
6-Bolt Split Nut Ring	315-003-03
12-Bolt Split Nut Ring	315-030-03
12-Bolt Ring For Recessed Cap	315-040-03



FILLER ASSEMBLIES



Optional caps or fillers available.
See pages 19, 25-26

OVAL FILLER PLATE KIT

- 6" x 10" black powder coated steel (24-bolt)
- AN-10 pickup, AN-8 tip over valve vent, AN-8 return, and dipstick access
- Also available with 45-degree fast fill valve
- Comes complete with all hardware and gasket

ITEM	PART #
Oval Filler Plate Kit w/ 12-bolt D-ring Cap	315-610-01
Oval Filler Plate Kit w/ 12-bolt Fast Fill Valve	315-710-01



DRAGSTER FILLERS

- Cast aluminum filler 2-1/2" neck diameter
- Short styles are approximately 5" long
- Long styles are approximately 9" long
- Comes complete with all hardware and gasket

ITEM	PART #
6-Bolt 45° Degree Short Filler Neck	345-251-03
6-Bolt 45° Degree Long Filler Neck	345-252-03
6-Bolt Straight Short Filler Neck	390-251-03
6-Bolt Straight Long Filler Neck	390-252-03
Replacement Split Nut Ring	315-003-03
Replacement Filler Cap	340-025-03
Replacement Flange Gasket	850-201-01



FAST FILL VALVES

- Cast aluminum filler
- Features a spring loaded flapper for roll over protection
- Straight style neck with vented twist lock cap
- Must use split nut ring for installation

ITEM	PART #
12-Bolt 45° Degree 2-1/4" Filler	345-225-03
12-Bolt 45° Degree 2-1/2" Filler	345-250-03
12-Bolt Straight 2-1/2" Fill With Cap	391-250-03
Split Nut Ring (Required)	315-030-03
Replacement Straight Filler Cap	340-025-03
Replacement Flange Gasket	850-301-01

LOW PRO DRAGSTER FILLERS



- For limited clearance or height restraints
- Bright zinc plated steel with vented twist lock cap
- 2-1/4" diameter fillers are offered in 1-3/4" and 3" lengths
- 2-1/2" diameter fillers come in 1-5/8" and 4-1/2" lengths
- A non-vented cap is available upon request
- Comes complete with all hardware and gasket

ITEM	PART #
2-1/4" 6-Bolt Short Filler	390-351-03
2-1/4" 6-Bolt Long Filler	390-352-03
2-1/2" 6-Bolt Short Filler	390-451-03
2-1/2" 6-Bolt Long Filler	390-452-03
2-1/4" 12-Bolt Short Filler	390-551-03
2-1/4" 12-Bolt Long Filler	390-552-03
2-1/2" 12-Bolt Short Filler	390-651-03
2-1/2" 12-Bolt Long Filler	390-652-03




SEE PAGE 19



FILL VALVE / CHECK VALVE FLAPPER

- 2-1/4" O.D. fill tube and twist lock cap (non-vented)
- Features a bolted-in plastic flapper for roll over protection
- Comes with an AN-10 tip over valve vent fitting
- IMCA approved

ITEM	PART #
12-Bolt Fill Valve/Check Valve Flapper	391-251-03
Replacement Split Nut Ring	315-040-03
Replacement Cap	340-225-03
Replacement Flange Gasket	850-301-01



FENDER FILLER KIT

- To be used with remote fill fuel cells, can be adapted to other brands of cells
- Recessed fender filler cap flange, bright cadmium plated steel
- Vented twist lock cap assembly
- 3 feet of clear fuel approved filler hose, 3 feet of 1/2" clear vent line hose
- AN-8 to 1/2" hose barb fitting for vent line
- Can use split nut rings for mounting


ITEM	PART #
6-Bolt Hole 2-1/4" Filler Kit	300-001-20
12-Bolt Hole 2-1/2" Filler Kit	300-000-20
6-Bolt Split Nut Ring	315-003-03
12-Bolt Split Nut Ring	315-040-03



STRAIGHT FILLER NECK

- Available in 2-1/4" or 2-1/2" diameter with vented twist lock cap
- Bright cadmium plated steel

ITEM	PART #
2-1/4" Filler Neck Assembly With Cap	350-252-03
2-1/2" Filler Neck Assembly With Cap	350-251-03
Replacement Cap For 2-1/4"	340-025-03
Replacement Cap For 2-1/2"	340-250-03



FENDER FILL CAP ASSEMBLIES

- 2-1/4" style features small 6-bolt flange
- 2-1/2" style features large 12-bolt flange
- Bright cadmium plated steel, can use split nut rings for mounting
- Designed to be mounted in the side of vehicle

ITEM	PART #
2-1/4" Hose Fender Fill Cap Assembly	350-225-03
2-1/2" Hose Fender Fill Cap Assembly	350-250-03
6-Bolt Split Nut Ring	315-003-03
12-Bolt Split Nut Ring	315-040-03
Replacement Cap For 2-1/4"	340-025-03
Replacement Cap For 2-1/2"	340-250-03



FUEL FILLER HOSE

- Clear fuel approved filler hose available in 2-1/4" or 2-1/2" inside diameter
- Sold in three foot lengths, replacement item for fender filler kit

ITEM	PART #
2-1/4" Diameter Filler Hose	300-225-00
2-1/2" Diameter Filler Hose	300-250-00



FUEL CELL ACCESSORIES

FUEL CELL FOAM

FUEL CELL	PART #	FUEL CELL	PART #	FUEL CELL	PART #
-001 Cells	360-001-11	-005 Cells	360-005-11	-622 Cells	360-622-11
-015 Cells	360-015-11	-105 Cells	360-105-11	-226 Cells	360-226-11
-315 Cells	360-315-11	-008 Cells	360-008-11	-032 Cells	360-032-11
-002 Cells	360-002-11	-108 Cells	360-108-11	-132 Cells	360-132-11
-202 Cells	360-202-11	-010 Cells	360-010-11	-432 Cells	360-432-11
-003 Cells	360-003-11	-012 Cells	360-012-11	-532 Cells	360-532-11
-103 Cells	360-103-11	-016 Cells	360-016-11	-632 Cells	360-632-11
-203 Cells	360-203-11	-116 Cells	360-116-11	4" x 6" x 14"	Foam 1
-303 Cells	360-303-11	-022 Cells	360-022-11		
-004 Cells	360-004-11	-122 Cells	360-122-11		
-104 Cells	360-104-11	-222 Cells	360-222-11		



POLY FUEL CELL MOUNTS

- Makes mounting JAZ poly fuel cells quick & easy

FUEL CELL	PART #	FUEL CELL	PART #	FUEL CELL	PART #
-050 Cells	400-050-03	-303 Cells	400-303-03	-016 Cells	400-016-03
-001 Cells	400-001-03	-004 Cells	400-004-03	-116 Cells	400-116-03
-002 Cells	400-002-03	-005 Cells	400-005-03	-022 Cells	400-022-03
-202 Cells	400-202-03	-105 Cells	400-105-03	-122 Cells	400-122-03
-302 Cells	400-302-03	-008 Cells	400-008-03	-222 Cells	400-222-03
-003 Cells	400-003-03	-010 Cells	400-010-03	-032 Cells	400-032-03
-203 Cells	400-203-03	-012 Cells	400-012-03	-132 Cells	400-132-03



For use on JAZ Products polyethylene fuel cells only. Not for use on fuel cells with metal containers

FUEL LEVEL SENDING UNIT

LENGTH	OHM	PART #	REPLACEMENT PARTS	PART #
8"	70-10	378-070-03	Sending Unit Nut Ring	355-101-01
8"	0-90	378-090-03	Sending Unit Gasket	850-372-01
8"	240-33	378-240-03		
11"	70-10	371-070-03		
11"	0-90	371-090-03		
11"	240-33	371-240-03		
16"	0-90	376-090-03		



JAZ 0-90 OHMS FUEL LEVEL GAUGE

- Works with our GM-style 0-90 ohms range fuel level sending unit
- Black face with white lettering
- 12-volt electric linear fuel level gauge
- 2-1/16" diameter and 2-7/8" deep

ITEM	PART #
0-90 Ohm Fuel Level Gauge	380-090-00
8" Sending Unit / Gauge Combo	388-090-00
11" Sending Unit / Gauge Combo	381-090-00



BAT-WING PICKUPS

- Designed to keep fuel pickup hose in place
- Keeps pickup hose in lower corner of fuel cell
- Use AN-8 for 1/2" diameter hose
- Use AN-10 for 5/8" diameter hose
- Must be used with foam to function properly

ITEM	PART #
Plastic Bat-Wing W/ AN-8 Barbed End	305-050-01
Plastic Bat-Wing W/ AN-10 Barbed End	305-054-01
Aluminum Bat-Wing W/ AN-8 Barbed End	305-051-03
Aluminum Bat-Wing W/ AN-10 Barbed End	305-052-03



Aluminum

Plastic

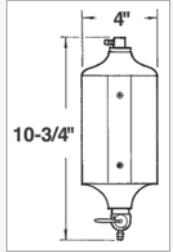
CATCH TANKS



1 QUART OVERFLOW

- Seamless cross-linked polyethylene shell
- Molded-in 1/4"-20 threaded mounting inserts
- 1/4" barbed inlet fitting in the top
- 1/4" barbed lever handle petcock in the bottom
- Meets all sanctioning organizations requirements for a 1 quart overflow

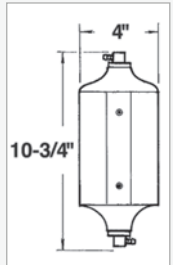
COLOR	PART #
Black	600-025-01
Natural	600-025-05
Red	600-025-06
Orange	600-025-07
Yellow	600-025-08
Blue	600-025-11
Purple	600-025-14



1 QUART RECOVERY

- Seamless cross-linked polyethylene shell
- Molded-in 1/4"-20 threaded mounting inserts
- 1/4" barbed inlet fitting in the bottom
- 1/4" barbed vent fitting with hose in the top
- Radiator can recover fluid as needed

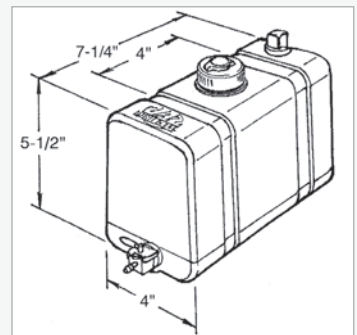
COLOR	PART #
Black	602-025-01
Natural	602-025-05
Red	602-025-06
Orange	602-025-07
Yellow	602-025-08
Blue	602-025-11
Purple	602-025-14



2 QUART OVERFLOW

- Seamless cross-linked polyethylene shell
- 1/4" barbed inlet fitting in the top
- 1/4" barbed lever handle petcock in the bottom
- Twist lock cap for easy filling
- 360-degree mounting strap recesses

COLOR	PART #
Black	600-050-01
Natural	600-050-05
Mount Kit	400-050-03
Replacement Cap	340-050-03



CATCH TANK ACCESSORIES

300-004-00

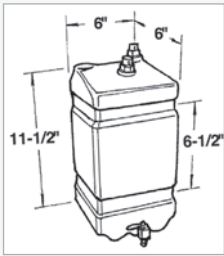


ITEM	PART #
1 Qt. Catch Tank Site Gauge Kit	300-004-00
AN-6 Push-in Fitting	832-905-11
1/4" Elbow Push-in Fitting	892-002-03
3/8" Elbow Push-in Fitting	892-001-03
1/4" Straight Petcock Fitting	890-002-03
1/4" 90-degree Petcock Fitting	890-003-03
Press-fit Tank Bushing	850-001-01



CATCH TANKS

1 GALLON OVERFLOW

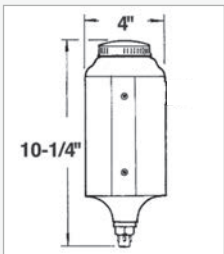


- 1 gallon capacity for large cubic inch engines
- One AN-6 inlet fitting on top
- One AN-6 vent fitting on top
- Lever handle petcock in bottom for easy draining
- Available in black or natural color
- 360-degree mounting strap recesses

ITEM	PART #
Black Overflow	600-100-01
Natural Overflow	600-100-05
Mounting Kit	400-001-03



POWER STEERING TANK

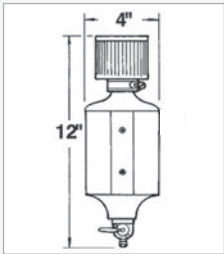


- Molded-in 1/4"-20 threaded mounting inserts
- One AN-8 outlet and one AN-6 return fitting
- Vented twist lock cap assembly
- 1 quart capacity

ITEM	PART #
Black Power Steering Tank	610-025-01
Natural Power Steering Tank	610-025-05
Replacement Cap	340-025-03



1 QUART BREATHER

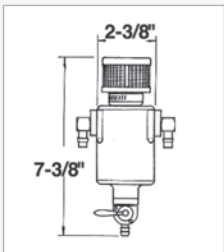


- Available in black or natural color
- Molded-in 1/4"-20 threaded mounting inserts
- Breather filter mounted on top
- Four sizes of inlet fittings available
- Lever handle petcock for easy draining

ITEM	PART #
Black With AN-6 Fitting	605-025-01
Natural With AN-6 Fitting	605-025-05
Black With AN-8 Fitting	605-825-01
Natural With AN-8 Fitting	605-825-05
Black With AN-10 Fitting	605-125-01
Natural With AN-10 Fitting	605-125-05
Black With AN-12 Fitting	605-225-01
Natural With AN-12 Fitting	605-225-05
Replacement Filter Only	501-225-01



1 PINT MINI BREATHER

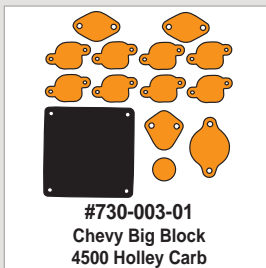
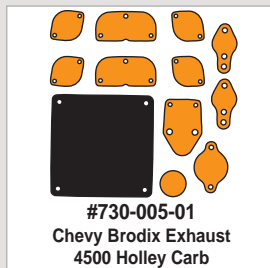
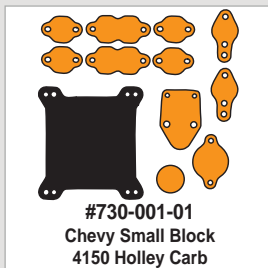

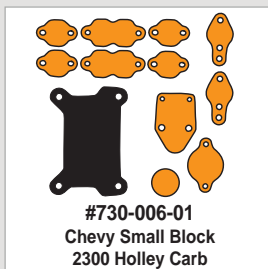


- Available in black or natural color
- Molded-in 1/4"-20 threaded mounting inserts
- Only 2-3/8" diameter to fit into tight locations
- Available with 1/4" or 3/8" barbed inlet fittings
- Lever handle petcock for easy draining


ITEM	PART #
Black With 1/4" Fittings	605-325-01
Natural With 1/4" Fittings	605-325-05
Black With 3/8" Fittings	605-375-01
Natural With 3/8" Fittings	605-375-05
Replacement Filter Only	501-375-01



ENGINE BLOCK OFF KITS



VALVE TRAIN TRAYS



735-001-06

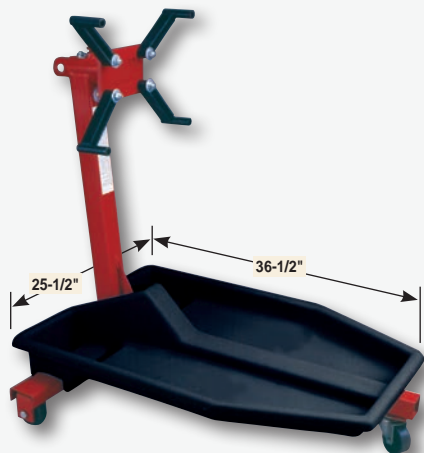
- Lightweight with built-in carrying handles
- Valve tray holds valve springs, valve locks, and the largest of valves
- Rocker tray holds pushrods, lifters, poly locks, spark plugs & rocker arms
- Designed for the home mechanic as well as the professional



735-002-06

ITEM	PART #
Valve And Spring Tray	735-001-06
Rocker Arm And Lifter Tray	735-002-06

ENGINE STAND DRIP TRAY



- Helps keep your shop floor clean during engine dis-assembly
- Designed to fit most three and four leg engine stands
- Made from durable black plastic for long service
- Cleans easily with soap and water or in a solvent tank
- Big enough to catch debris from a big block
- Small enough to stay out of your way

ITEM	PART #
Engine Stand Drip Tray	720-000-01

ENGINE STAND TOOL TRAY

- Designed to fit to the back of the engine stand
- Hardware and mounting bracket included
- Bracket may need to be adjusted for various engine stands

ITEM	PART #
Engine Stand Tool Tray	720-001-01





STORAGE CONTAINERS

PROTECTO CASES

- A better way to store third members
- Keeps third member clean & safe
- Fits all Ford 9 inch third members
- Built-in handles make for easy carrying
- Completely encloses third member
- Stackable in any direction for multiple storage



Protecto I
700-009-01



Protecto II
700-010-01

ITEM	PART #
Protecto I Case "Horizontal"	700-009-01
Protecto II Case "Vertical"	700-010-01

PROTECTO ULTRA CASE

- A better way to store third members
- Keeps third member clean & safe
- Fits all Ford 9 inch third members
- Built-in handles make for easy carrying
- Completely encloses third member
- Stackable in any direction for multiple storage



Protecto Ultra
700-008-06



Classic JAZ design made to fit an Ultra Case.
Available in red only.

ITEM	PART #
Protecto Ultra Case - Red	700-008-06

STORAGE CONTAINERS



TORKE TOTE

- Designed to hold 8" through 11" converters
- Stackable for storing multiple converters
- Strong enough to be used for shipping
- Available for GM and Ford converters
- 360° handles make them easy to carry



ITEM	PART #
General Motors	700-100-07
Ford	700-100-11

HEAD KASE

- Available for small block & big block Chevy heads
- Small block style houses all standard style heads
- Big block style will fit Merlins
- Houses complete cylinder with studs & springs
- Built-in recesses allow for multiple stacking
- Strong enough to be used as shipping containers
- 360° handles make them easy to carry



ITEM	PART #
Small Block Chevy	700-200-07
Big Block Chevy	700-201-11

KRANK KASE



- Stores crankshaft in a clean & safe environment
- Available for small block & big block Chevy
- Small block fits 350 and 400 style cranks
- Built-in recesses allow for multiple stacking
- Strong enough to be used as shipping containers
- 360° handles make them easy to carry

ITEM	PART #
Small Block Chevy	700-300-07
Big Block Chevy	700-301-11

SEALED BATTERY CASE

- Rotational molded plastic case is resistant to battery acid
- 10-1/2" long x 13" wide x 9-1/2" deep
- Fits group 24 batteries with top or side post terminals
- Completely sealed with gasket in lid
- Vent tube to carry battery gasses outside of vehicle
- Features NHRA & IHRA approved 3/8" hold down rods
- Mounting bracket and all hardware included

ITEM	PART #
Sealed Battery Case	700-500-01



JAZ STRONG BOX TOTE™

- Polyethylene container
- For organizing and storage of small parts
- Stackable with nesting lid
- Built-in handles for easy carrying
- 8" long x 7" wide x 5-1/2" deep



ITEM	PART #
Strong Box Tote	700-600-06



TRAILER EQUIPMENT

RACE CAR TIE DOWNS



ITEM	PART #
8 Ft. Ratchet Tie Down	CAR-008-08
8 Ft. D-ring Ratchet Tie Down	CAR-108-08
24" Axle Strap	CAR-124-08
24" Axle Strap With Sleeve	CAR-224-08
D-ring Trailer Floor Anchor	CAR-000-03



No Glug Jug

7 GALLON NO GLUG JUG

- Easy pour
- Convenient size
- Natural colored finish allows you to see the fluid level
- 2-1/4" O.D. stepped pour spout
- 2-1/4" spout hose
- 3/4" vent with cap prevents spillage when not in use
- 16" long x 10" wide x 39" overall height

ITEM	PART #
7 Gallon No Glug Jug	710-107-05



5 GALLON JAZ JUGS

- 5.5 gallon jug molded in HDPE material
- Large 83mm outlet for fast pouring
- O-ring seal cap and flip up vent in handle
- Available in red, blue and natural color



Red -06 Natural -05 Blue -11

JUG SIZE	L	W	H	COLOR	PART #
5 Gallon	10"	10"	20-3/4"	Natural	710-005-05
5 Gallon	10"	10"	20-3/4"	Red	710-005-06
5 Gallon	10"	10"	20-3/4"	Blue	710-005-11



15 GALLON JAZ JUGS

- Large 83mm outlet for fast pouring
- O-ring seal cap
- Available in black, red, blue and natural color

JUG SIZE	L	W	H	COLOR	PART #
15 Gallon	13"	13"	30"	Black	710-015-01
15 Gallon	13"	13"	30"	Natural	710-015-05
15 Gallon	13"	13"	30"	Red	710-015-06
15 Gallon	13"	13"	30"	Blue	710-015-11

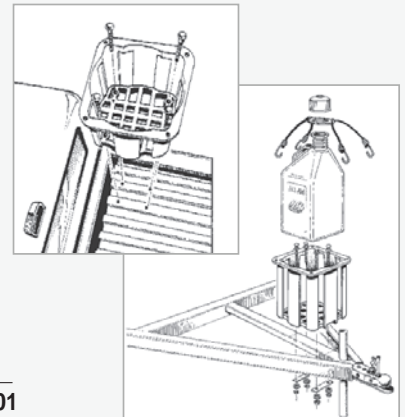
5 & 15 GALLON JUG ACCESSORIES

ITEM	PART #
JAZ Jug Replacement Cap	340-400-04
JAZ Jug Replacement Cap O-ring	850-400-01
JAZ Jug Replacement Vent	850-005-01
JAZ Jug Spout	300-750-00
JAZ Jug Spout Cap Combination	350-475-04



JUG TOTE

- Will hold round or square jugs
- Can be mounted to a flush surface
- Can be mounted to a trailer tongue
- Trailer tongue mounting hardware included
- Unique elastic tie down holds jug in place



ITEM	PART #
Single Jug Tote	700-400-01

GO DEEP FUNNEL

- This funnel features an anti-splash ring in the top
- Funnel with extra-long 30" tapered spout
- Spout can be cut off to the desired length
- With a built-in handle this funnel measures 7" x 14"
- Accepts 60 micron filter shown on page 37

ITEM
Go Deep Funnel

PART #
560-014-06

30"

14" TRIANGULAR

- Triangular shape allows filling in tight locations
- 17" long with a built-in anti-splash ring in the top
- Stepped spout can be cut to desired length and flow rate
- Accepts 60 micron filter shown on page 37

ITEM
14" Triangular Funnel

PART #
550-014-06

16" TRIANGULAR

- Larger triangular shape still allows filling in tight locations
- 22" long with a built-in anti-splash ring in the top
- Tapered spout can be cut to desired length and flow rate
- Accepts 60 micron filter shown on page 37

ITEM
16" Triangular Funnel

PART #
550-016-06



FUNNELS



8" ROUND

- Round shape with a molded-in handle
- 16" long with a built-in anti-splash ring in the top
- Tapered spout can be cut to desired length and flow rate

ITEM	PART #
8" Round Funnel	555-008-06



11" ROUND

- Larger round shape with a molded-in handle
- 24" long with a built-in anti-splash ring in the top
- Tapered spout can be cut to desired length and flow rate
- Accepts 60 micron filter shown below

ITEM	PART #
11" Round Funnel	555-011-06



15" "D" SHAPE

- "D" shape for reaching unusual places or against bulkheads
- 16" long with built-in anti-splash ring in the top
- Stepped spout can be cut to desired length and flow rate
- Accepts 60 micron filter shown below

ITEM	PART #
15" D Shaped Funnel	560-015-06



FUNNEL FILTER

- Stainless steel filter element rated at 60 microns
- Special anti-splash coned top to reduce splash back
- Fits JAZ Products funnels specified on pages 36-37
- Replacement O-ring available

ITEM	PART #
60 Micron Funnel Filter	500-000-01
Replacement Funnel Filter O-ring	850-000-01



PLUMBING SUPPLIES



4 each AN-6, AN-8, AN-10, AN-12, and AN-16 caps and flare plugs

AN Cap & Plug Kit


ITEM	PART #
Cap & Plug Kit	730-000-11



Designed to be installed into fuel cell

Fuel Cell Tip Over Valve


SIZE	PART #
AN-6	834-006-11
AN-8	834-008-11
AN-10	834-010-11



Designed to be installed into fuel cell

Fuel Cell Tip Over/Breather Valve

SIZE	PART #
AN-8 Breather	834-108-06
150 Micron Bronze Element	836-301-09



Designed to be attached to outside of fuel cell to existing male fitting

Fuel Cell External Tip Over Valve

SIZE	PART #
AN-6	834-206-06
AN-8	834-208-06
150 Micron Bronze Element	836-401-09



AN Reducer Flare Seal

SIZE	PART #
AN-6 to AN-4	EA9892064
AN-8 to AN-4	EA9892084
AN-8 to AN-6	EA9892086
AN-10 to AN-8	EA9892108
AN-12 to AN-10	EA9892120
AN-16 to AN-12	EA9892162




AN Fitting Cap

SIZE	PART #
AN-3 2 pack	EA592903
AN-4 2 pack	EA592904
AN-6 2 pack	EA592906
AN-8	EA992908
AN-10	EA992910
AN-12	EA992912
AN-16	EA992916



AN Flare Plug

SIZE	PART #
AN-3 2 pack	EA580603
AN-4 2 pack	EA580604
AN-6 2 pack	EA580606
AN-8	EA980608
AN-10	EA980610
AN-12	EA980612
AN-16	EA980616



AN Bulkhead Straight

SIZE	PART #
AN-3	EA983203
AN-4	EA983204
AN-6	EA983206
AN-8	EA983208
AN-10	EA983210
AN-12	EA983212
AN-16	EA983216




Fuel Cell Fast Flow Fitting

SIZE	PART #
AN-6	832-106-11
AN-8	832-108-11
AN-10	832-110-11
AN-12	832-112-11
AN-16	832-116-11



Bulkhead Nut

SIZE	PART #
AN-3 2 pack	EA592403
AN-4 2 pack	EA592404
AN-6 2 pack	EA592406
AN-8	EA992408
AN-10	EA992410
AN-12	EA992412
AN-16	EA992416



Poly Washer

SIZE	PART #
AN-6	850-506-04
AN-8	850-508-04
AN-10	850-510-04
AN-12	850-512-04
AN-16	850-516-04



Inline Shut Off Valve

SIZE	PART #
3/8" to AN-6	EA230502
3/8" to AN-8	EA230503



Red 35 Micron Fuel Filter

SIZE	PART #
3/8" BARB	836-001-06
AN-6	836-006-06
AN-8	836-008-06
AN-10	836-010-06
O-Ring	850-002-01




Blue 35 Micron Fuel Filter

SIZE	PART #
3/8" BARB	836-001-11
AN-6	836-006-11
AN-8	836-008-11
AN-10	836-010-11
O-Ring	850-002-01



Fuel Filter Element

ELEMENT	PART #
Bronze element for fuel filter	836-101-09



Fuel Pickup & Return Kits

SIZE	PART #
AN-6	835-006-11
AN-8	835-008-11
AN-10	835-010-11
AN-12	835-012-11



Easy-Fit Hose End

SIZE	PART #
AN-6 to 3/8"	EA701061
AN-8 to 1/2"	EA701081
AN-10 to 5/8"	EA701101
AN-8 to 1/2" 90°	EA703081



Fuel Line

RUBBER SIZE	PART #
3/8" per ft.	320-375-01
1/2" per ft.	320-005-01
5/8" per ft.	320-625-01
3/4" per ft.	320-750-01
ALUMINUM SIZE	PART #
3/8" 10 feet	EA100034
1/2" 10 feet	EA100037



Auto-Flex Steel Braided Hose

SIZE	PART #
AN-3 per ft.	EA300003
AN-4 per ft.	EA300004
AN-6 per ft.	EA300006
AN-8 per ft.	EA300008
AN-10 per ft.	EA300010
AN-12 per ft.	EA300012
AN-16 per ft.	EA300016

JAZ APPAREL



JAZ Flag Shirt Small	903-000-04
JAZ Flag Shirt Medium	903-001-04
JAZ Flag Shirt Large	903-002-04
JAZ Flag Shirt XL Large	903-003-04
JAZ Flag Shirt XXL Large	903-004-04



JAZ Logo Shirt Small	901-000-04
JAZ Logo Shirt Medium	901-001-04
JAZ Logo Shirt Large	901-002-04
JAZ Logo Shirt XL Large	901-003-04
JAZ Logo Shirt XXL Large	901-004-04

JAZ Neon Shirt Small	906-000-01
JAZ Neon Shirt Medium	906-001-01
JAZ Neon Shirt Large	906-002-01
JAZ Neon Shirt XL Large	906-003-01
JAZ Neon Shirt XXL Large	906-004-01



JAZ Chrome Shirt Small	907-000-01
JAZ Chrome Shirt Medium	907-001-01
JAZ Chrome Shirt Large	907-002-01
JAZ Chrome Shirt XL Large	907-003-01
JAZ Chrome Shirt XXL Large	907-004-01

Red Foam Hat	910-100-06
Blue Foam Hat	910-100-11

