

Only applies to devices that are version 2.2 or older (version 2.3 or higher is not effected)

Please note: ISFM2351 is not updatable to a higher version

Issue:

User wants to pair a new or additional phone to the ISFM2351 but is unable to put the module into pairing mode.

Cause:

ISFM2351 version 2.2 or older (Fig. A) require a precise 2 second press of the control button (Fig. B,) when no phone is connected to enter discoverable mode. Releasing the button too soon, or holding the button for too long, will cause ISFM2351 to ignore command to enter discoverable mode.

Fig. A



Fig. B



Solution:

Press and hold the control button for exactly 2 seconds to enter discoverable mode. Once discoverable the LED will flash alternating RED/GREEN.

If LED is viewable: watch for LED to start flashing RED/GREEN to indicate module is discoverable.

If LED is not viewable: Use the phones BT settings (Fig. C Android and Fig. D Apple) to verify Tranzit Blu appears in the list of available devices.

PLEASE NOTE: It may take up to 20 seconds for pairing process to complete once Tranzit Blu is discoverable.

Fig. C

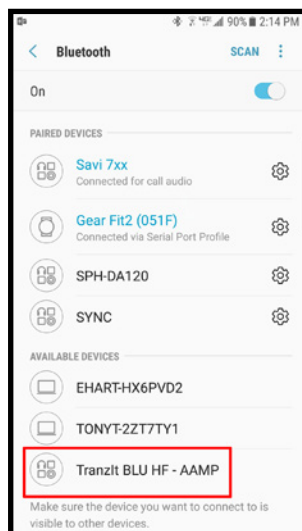
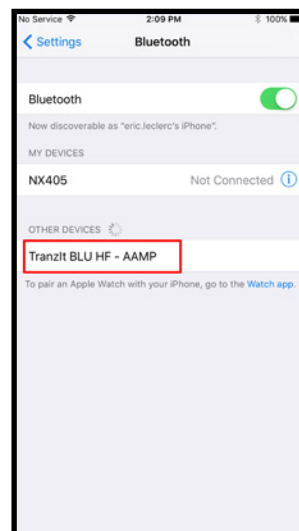



Fig. D



Removing the Apostrophe from the iPhone name to improve Bluetooth operation on devices running iOS 7.0 and higher.

This can be quickly done directly from the iPhone itself following these steps.

- 1) Touch "Settings" icon on iPhone home screen



- 2) Touch "General"



- 3) Touch "About"




- 4) Touch "Name"



- 5) Select the Apostrophe (') and remove it



- 6) Touch "About" when done



- 7) Phone name without (') should work properly, after establishing a new Bluetooth connection.

