

TranzIt BLU Bluetooth pairing information for Samsung Galaxy S4 users

When initially establishing a Bluetooth connection between your Samsung Galaxy S4 and the iSimple TranzIt BLU (ISFM21, or ISFM22) you may encounter an issue when attempting to stream audio. The phone's Bluetooth menu will show paired, but when playing audio, it will play through the phone itself, instead of the TranzIt BLU.

If you experience this issue, please follow these steps to correct the issue.

Pair your GS4 according to the usual method, then follow these steps below:

- 1) Launch the default music player (figure 1)
- 2) Press the Menu button (figure 2)
- 3) Select "Via Bluetooth" from the menu (figure 3)
- 4) Touch the text "TranzIt BLU" on the menu, repeatedly. (figure 4)
When successfully connected, this menu will disappear, and your music will play through the TranzIt BLU.

Now you will be able to use the TranzIt BLU to stream audio from any application on your Samsung Galaxy S4. If you unpair your phone from the device, you may need to repeat this procedure when re-pairing in the future.

Figure 1




Figure 2



Figure 3

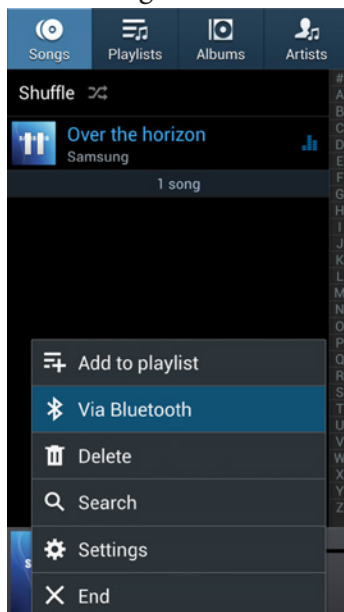
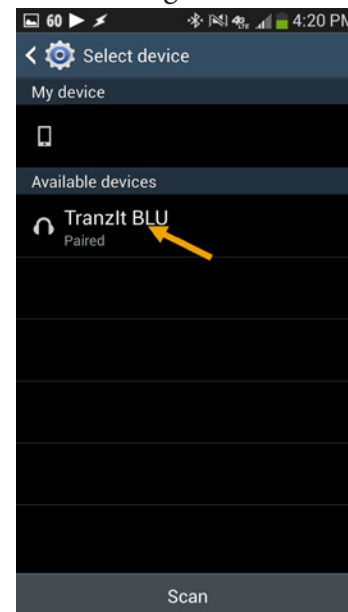


Figure 4




Thank you for selecting iSimple as your integration solution.


Removing the Apostrophe from the iPhone name to improve Bluetooth operation on devices running iOS 7.0 and higher.

This can be quickly done directly from the iPhone itself following these steps.

- 1) Touch "Settings" icon on iPhone home screen



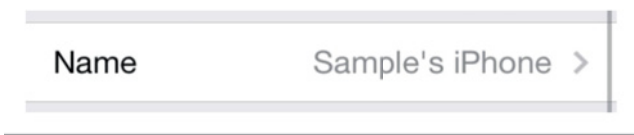
- 2) Touch "General"



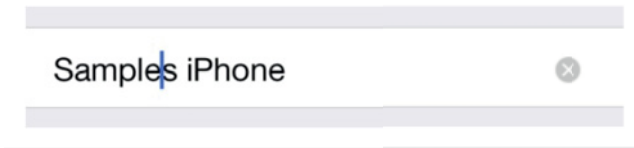
- 3) Touch "About"




- 4) Touch "Name"



- 5) Select the Apostrophe (') and remove it



- 6) Touch "About" when done



- 7) Phone name without (') should work properly, after establishing a new Bluetooth connection.

