



2020 PRODUCT CATALOG



BENCHMARK TO SUCCESS

ENGINEERING EXCELLENCE

Intellitronix is one of the fastest growing companies in the automotive industry. It achieves world class quality through continuous research of new products, development of engineering solutions, and rapid transfer from prototype to production delivering first-class products.

The design of microprocessor-controlled LED products paved the way to produce high-quality, energy-saving devices for the automotive aftermarket industry, including analog and LED digital gauges. Intellitronix introduced the industry's first ever 3D gauges to the marketplace.

The same engineering ingenuity introduced products such as the industry's first unbreakable Prometheus Ignition Systems designed for street, track, marine and off-road applications. Intellitronix developed an advanced lighting solution for the Ford Truck F Super Duty 2011-2016 Series for nighttime illumination for off-road driving with its ultra-bright, dual-purpose LED lights (see Page 23).



NEW PRODUCTS

Intellitronix understands market trends and the latest cutting-edge technologies providing us the prime opportunity to create strategic solutions for automotive applications. Inspired with this knowledge, engineering designs one-of-a-kind automotive products elevating us to the next development level with new product releases. In addition, our extensive in-house state-of-the-art laboratory with the latest in analytical tools, testing equipment, modeling, and simulation software allows engineers to optimize new product performance.

COMING SOON 2020!

Our focus is to expand our selection of Intellitronix gauges and panels to include additional make, model and year classic cars and trucks to address the automotive aftermarket industry needs utilizing our exclusive electronic gauge designs.

Coming soon are new electronic Direct Fit Replacement Panels equipped with gauges designed specifically for these classic cars!

80-86 Ford F Truck • 66-67 Chevelle

69-70 Mustang • 79-86 Mustang

67-68 Camaro/Firebird • 92-95 Jeep YJ

240Z Datsun • Fuel Pressure Gauge

74-96 Chevy Van • 73-87 Analog Chevy Truck

Dual Purpose H2 Hummer Lights (DRL & Off-Road)

Wide Band Air/Fuel Ration • Diesel Tachometer Signal Adapter



FEATURED PRODUCTS

PROMETHEUS IGNITION SYSTEM

SKU 150DM

Intellitronix engineers designed the Prometheus Ignition System for critical marine and off-road applications where the need to safeguard against ignition system failure is crucial. This patent pending system has several built-in features that protect against dangerous weather hazards.

FEATURES

- Built-in self-protection system that monitors output current and internal operating temperatures, which provides protection from bad coils, faulty wiring, and system failures.
- Unlike other ignition systems on the market, the Prometheus goes into system protect-mode and does not self-destruct or damage other systems.

OUTPUT VOLTAGE:

Primary 550V
Secondary 55,000V


SPARK ENERGY:

150 mJ up to 12,000 RPM
and only 750mA per 1000 RPM



MULTI SPARK CD IGNITION SYSTEM

SKU 150DL



Built on high-tech microprocessor-controlled technology, the Intellitronix high performance Multi Spark Capacitive Discharge (CD) Ignition System is employed in street, track and off-road applications, where vehicle uptime is imperative. Designed for top-tier automotive performance, the Multi Spark CD Ignition is truly in a class all its own.

The Multi Spark CD Ignition, like the Prometheus Ignition System, offer protection against system ignition failures and promote compatibility features.

FEATURES

- Great for racing applications that do not use an alternator.
- User-adjustable Rev Limiter that works with 4-, 6- or 8-cylinder engines.
- Works with points, OEM, aftermarket electronic or magnetic crank systems.
- Uses less power than competitor ignition systems, while providing superior performance!
- Works with any negative ground and 12V electrical system with a distributor.
- Comes with a Tachometer Output wire that can also trigger a shift light or any add-on RPM activated devices.



ANALOG UNIVERSAL PANELS

ANALOG 6-GAUGE 3D UNIVERSAL

This unique brand of Analog Universal Panels is equipped with Speedometer, Tachometer for 8-6-4-cylinder engines, Fuel Level, Voltmeter, Oil Pressure, and Water Temperature gauges plus a Digital Clock, turn signal indicators, high beam indicator, and features automatic nighttime dimming. All required sending units included.

SKU AP10002



ANALOG UNIVERSAL 6-GAUGE

An impressive 6-gauge panel with our signature black polycarbonate subsurface with brush stroke finish makes it an unforgettable show stopping dash.



SKU AP20002

Chrome Bezel

6-GAUGE NEEDLE CHANGING COLORS

Experience the illuminating effect of the color changing needles in the Analog Universal 6-Gauge Panel showcased in a black faceplate. The color changes gradually from green to yellow, orange, and finally red with the increase in the readings displayed on the gauges.




SKU AP30002

Chrome Bezel and Black Faceplate



To order your favorite gauge color, use SKU plus R, B, G, or W for color.



ANALOG DIRECT FIT PANELS

FORD

Feel the muscle driving your classic Mustang with this Direct Fit Analog Panel designed with Speedometer, Fuel Level, Voltmeter, Oil Pressure, and Water Temperature gauges. The complete set of gauges comes with clear acrylic, hardware and all required sending units.

1965-1966 FORD MUSTANG

SKU AP7001

Chrome Bezel



CHEVROLET

These exclusive panels are outfitted with Speedometer, Tachometer for 8-6-4-cylinder engines, Fuel Level, Voltmeter, Oil Pressure, Water Temperature Gauges, turn signal indicators, high beam indicator, and features automatic nighttime dimming. All required sending units are included.

1963-1967 CORVETTE



SKU AP2000

Analog Direct Fit Panels work with any mechanical or electronic transmissions, or a GPS speedometer sender can be purchased separately.

1984-1989 CORVETTE



SKU AP2003

1963-1967 CORVETTE



SKU 3D2000

■ ■ ■ ■


1984-1989 CORVETTE



SKU 3D2003

■ ■ ■ ■

Only available analog direct fit in the marketplace



CHEVROLET TRUCK

Ride in style in your Chevy Truck with tailored Analog Direct Fit Replacement Panels in Analog and 3D LED color displays that look like a work of art. The signature black polycarbonate subsurface with brush stroke finish surrounds a Speedometer, Tachometer, Fuel Level, Voltmeter, Oil Pressure, Water Temperature Gauges and turn signal indicators, high beam indicator and feature automatic nighttime dimming. All required sending units are included.

1955-1959 CHEVY TRUCK



SKU AP6000

1960-1963 CHEVY TRUCK



SKU AP6001

1964-1966 CHEVY TRUCK




SKU AP6002

1967-1972 CHEVY TRUCK



SKU AP6003

1955-1959 CHEVY TRUCK



SKU 3D6000



1960-1963 CHEVY TRUCK



SKU 3D6001



1964-1966 CHEVY TRUCK



SKU 3D6002



1967-1972 CHEVY TRUCK



SKU 3D6003



Analog Direct Fit Analog and 3D LED Panels work with any mechanical or electronic transmissions, or a GPS speedometer sender can be purchased separately.

LED BARGRAPH DIRECT FIT

Light up your dash with these LED Bargraph Analog Gauges featuring Speedometer, Tachometer, Voltmeter, Fuel Level, Water Temperature, and Oil Pressure gauges with black or chrome plated bezel. All sending units are included along with hardware.



Black Bezel
SKU B9999
■ ■ ■ ■



Chrome Bezel
SKU BS9999
■ ■ ■ ■



VOLTMETER

SKU B9015
Black
■ ■ ■ ■

SKU BS9015
Chrome
■ ■ ■ ■

2 1/16"
12-16 VOLTS



FUEL LEVEL

SKU B9016
Black
■ ■ ■ ■

SKU BS9016
Chrome
■ ■ ■ ■

2 1/16"
Programmable to GM, Ford,
Chrysler, VDO, Universal



WATER TEMP

SKU B9113
Black
■ ■ ■ ■

SKU BS9113
Chrome
■ ■ ■ ■

2 1/16"
160-240°F



OIL PRESSURE

SKU B9114
Black
■ ■ ■ ■

SKU BS9114
Chrome
■ ■ ■ ■

2 1/16"
0-80 PSI



FUEL PRESSURE

SKU AFP01
White Faceplate
& Chrome Plated Bezel
1 1/2"
0-15 PSI Liquid Filled



LED BARGRAPH PANELS

1963-1967 CORVETTE



SKU BG2000

■ ■ ■ ■

1967-1972 CHEVROLET TRUCK



SKU BG6003

■ ■ ■ ■

5.5-GAUGE LED BARGRAPH UNIVERSAL



SKU BG10001

■ ■ ■ ■

1973-1987 CHEVROLET TRUCK



SKU BG6004

■ ■ ■ ■

6-GAUGE LED BARGRAPH UNIVERSAL



SKU BG10002

Black Bezel ■ ■ ■ ■



SKU BG10002C

Chrome Bezel ■ ■ ■ ■

CREATE-A-DASH UNIVERSAL BARGRAPH KIT

The LED Digital Universal Bargraph CREATE-A-DASH kit features Intellitronix signature bargraph gauges with Speedometer, Tachometer, Oil, Voltmeter, Temperature and Fuel Level, ABS plastic back panel, sheet of tinted plexiglass, mounting hardware and sending units! Just cut, mount and arrange gauges to match the factory layout for your vehicle and stock bezel.



SKU BG10003

■ ■ ■ ■

To order your favorite gauge color, use SKU plus R, B, G, or W for color.

LED DIGITAL DIRECT FIT CHEVROLET TRUCKS

1955-1959 CHEVY TRUCK



SKU DP6000



1960-1963 CHEVY TRUCK



SKU DP6001



1964-1966 CHEVY TRUCK



SKU DP6002



1967-1972 CHEVY TRUCK



SKU DP6003



1973-1987 CHEVY TRUCK



SKU DP6004



1988-1991 CHEVY TRUCK



SKU DP6005



1992-1994 CHEVY TRUCK



SKU DP6006



1995-1999 CHEVY TRUCK



SKU DP6007



Direct Fit LED Digital Panels replace the OEM gauges with new Intellitronix Speedometer, Fuel Level, Voltmeter, Oil Pressure, and Water Temperature gauges. The complete set of gauges comes with clear acrylic, hardware and all required sending units. These gauges work with any mechanical or electronic transmissions, or a GPS speedometer sender can be purchased separately.

FORD TRUCKS

1961-1966 FORD TRUCK



SKU DP1008



1967-1972 FORD TRUCK



SKU DP1009



1973-1979 FORD TRUCK



SKU DP1010



CLASSIC CARS

1965-1966 FORD MUSTANG



SKU DP7001



1994-2004 FORD MUSTANG



SKU DP7009



1967-1968 FORD MUSTANG



SKU DP7002



LED DIGITAL DIRECT FIT

1955-56 BEL AIR



SKU DP1101



1957 BEL AIR



SKU DP1102



1968 IMPALA and CAPRICE



SKU DP1208



1977-1990 IMPALA and CAPRICE



SKU DP1211



1982-1990 CAMARO



SKU DP4003



1991-1992 CAMARO



SKU DP4005



1968 CHEVELLE



SKU DP5001



1969 CHEVELLE



SKU DP5002



1962-1965 NOVA



SKU DP8001



1978-1988 MONTE CARLO & EL CAMINO



SKU DP9002



1963-1967 CORVETTE



SKU DP2000



1968-1977 CORVETTE



SKU DP2001



1978-1982 CORVETTE



SKU DP2002



1984-1989 CORVETTE



SKU DP2003



1984-1987 BUICK REGAL



SKU DP1503



1981-88 OLDSMOBILE CUTLASS



SKU DP1407



LED DIGITAL DIRECT FIT

1970-1981 PONTIAC FIREBIRD



SKU DP300



1982-1990 PONTIAC FIREBIRD



SKU DP3001



1955-1986 JEEP CJ



SKU DP6011



1997-2006 JEEP TJ




SKU DP6014



1990-1998 MAZDA MIATA



SKU DP3001



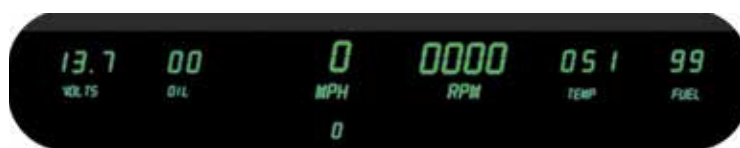
5-GAUGE UNIVERSAL PANEL



SKU DP10001



6-GAUGE UNIVERSAL PANEL



SKU DP10002



6-GAUGE BARGRAPH SWEEP PANEL



SKU DP10004



CREATE-A-DASH UNIVERSAL KIT

Intellitronix LED Digital Universal CREATE-A-DASH kit comes with Speedometer, Tachometer, Oil, Voltmeter, Temperature and Fuel Level gauges, a large backing board, sheet of smoke plexiglass, mounting hardware and sending units. Just cut, mount and arrange gauges to match the factory layout for your vehicle and stock bezel.



SKU DP10003



MULTIPLE GAUGE SET



SKU M9999

Black Bezel



SKU MS9999

Chrome Bezel

3 3/8" Speedometer/Tachometer Combination
2 1/16" Volt, Fuel, Oil Pressure*, Water Temp* includes sending units*

To order your favorite gauge color, use SKU plus R, B, G, or W for color.

LED DIGITAL / BARGRAPH



MEMORY SPEEDOMETER

SKU M9222

Black Bezel



SKU MS9222

Chrome Bezel



3 3/8"
Programmable with
high speed recall



MEMORY SPEED/ TACH COMBO

SKU M9250

Black Bezel



SKU MS9250

Chrome Bezel



3 3/8"
Programmable



PROGRAMMABLE TACH

SKU M9003

Black Bezel



SKU MS9003

Chrome Bezel



3 3/8"
9999 RPM, 1-2-4-6-8-10-12
cylinder engine



MEMORY TACH

SKU M9001

Black Bezel



SKU MS9001

Chrome Bezel



3 3/8"
Peak RPM recall, 9900 RPM,
4-6-8-cylinder engine



TACHOMETER

SKU M9002

Black Bezel



SKU MS9002

Chrome Bezel



2 1/16"



WATER TEMP

SKU M9113

Black Bezel



SKU MS9113

Chrome Bezel



2 1/16"
Displays 50 to 350 °F
with sending unit



OIL PRESSURE

SKU M9114

Black Bezel



SKU MS9114

Chrome Bezel



2 1/16"
Displays 0 to 99 psi
with sending unit



FUEL GAUGE

SKU M9016

Black Bezel



SKU MS9016

Chrome Bezel



2 1/16" 0 to 99 %
Fuel Level Programmable,
GM, Ford, Chrysler, VDO, Universal



VOLTMETER

SKU M9015

Black Bezel



SKU MS9015

Chrome Bezel



2 1/16"

7 to 25.5 Volts range



TRANSMISSION TEMP

SKU M9107

Black Bezel



SKU MS9107

Chrome Bezel



2 1/16"

Displays 50 to 350 °F
with sending unit



OIL TEMPERATURE

SKU M9108

Black Bezel



SKU MS9108

Chrome Bezel



2 1/16"

Displays 50 to 350 °F
with sending unit



OUTSIDE AIR TEMP

SKU M9123

Black Bezel



SKU MS9123

Chrome Bezel



2 1/16"

Displays 0 to 250 °F
with sending unit



BOOST

SKU M9011

Black Bezel



SKU MS9011

Chrome Bezel



2 1/16"

Sending unit included



BARGRAPH AIR & FUEL RATIO

SKU M7008

Black Bezel



SKU MS7008

Chrome Bezel



2 1/16"

Lean and Rich, Electrical



CLOCK

SKU M8009

Black Bezel



SKU MS8009

Chrome Bezel



2 1/16"

Programmable with
2 push buttons



GEAR SHIFT INDICATOR

SKU GI001



To order your favorite
gauge color, use SKU
plus R, B, G, or W for color.

RACING PRODUCTS

Intellitronix is a race enthusiast at heart with decades of experience in designing high performance products to match the speed changing trends in power racing sports. Our talented team of engineers utilized the highest quality electronics devices to challenge anyone in the fields of automotive and marine sports.

RPM ACTIVATED SWITCH



SKU N3012

Adjustable 2000 to 9800 RPM

DIGITAL RPM ACTIVATED SWITCH



SKU N3209

Adjustable 2000 to 9800 RPM

DIGITAL RPM ACTIVATED WINDOW SWITCH VARIABLE SPEED FAN CONTROLLER



SKU N3210

Adjustable 2000 to 9800 RPM



SKU N4001

Adjustable and includes Temperature sending unit

TACHOMETER RECALL KIT



SKU N4026

Available for
4-6-8-Cylinder Engine

PROMETHEUS IGNITION SYSTEMS



SKU 150DM



SKU 150DML

Intellitronix Co-Pilot Alarm Gauges offer protection to the driver and vehicle. The exhaust gas temperature gauge (EGT) monitors the exhaust gas temperature of an internal combustion engine in conjunction with a thermocouple-type pyrometer. By monitoring EGT, the driver or pilot can get an idea of the vehicle's air-fuel ratio level. Each individual gauge comes with a black or chrome trim bezel to match your panel and alarms with activation switches.

EGT EXHAUST GAS TEMP



SKU C9017

Black Bezel

■ ■ ■ ■

SKU CS9017

Chrome Bezel

■ ■ ■ ■

2 5/8"

Programmable alarm,
activation switch, thermocouple

CO-PILOT VOLTMETER



SKU C9015

Black Bezel

■ ■ ■ ■

SKU CS9015

Chrome Bezel

■ ■ ■ ■

2 5/8"

Programmable alarm,
activation switch, thermocouple

SENDING UNITS

WATER, OIL, & TRANS TEMP GAUGE



SKU
S8013

PRESSURE SENDING UNIT



SKU
S8434
Adjustable 2000 to 9800 RPM

SPEEDOMETER FORD TRANSMISSIONS



SKU
S9024

GM/MOPAR/VW SPEEDOMETER




SKU
S9013

GPS SPEEDOMETER



SKU
S9021

GM LS ENGINE SWAP KIT



SKU
8014LS

CHROME BEZELS

6-GAUGE PANEL BEZEL KIT



SKU BZ10002

6-GAUGE PANEL BEZEL KIT



SKU BZ10003 (Two-way mirror plexiglass)

5-GAUGE PANEL BEZEL KIT



SKU BZ10004

6-GAUGE CHROME PLATED BEZEL



SKU BZ10005

LIGHTING / ACCESSORIES / SAFETY


LIGHTING

UNIVERSAL AUTO HEADLIGHT SWITCH



SKU
HL10001


HIGH BEAM HEADLIGHT RELAY CONVERSION KIT



SKU
437484

ACCESSORIES

10 CIRCUIT UNIVERSAL GAUGE WIRE HARNESS



SKU FP30302

CORVETTE TACHOMETER REBUILD PCB




SKU
TB2100
75-77 CORVETTE



SKU TB2101
78-79 CORVETTE

SKU TB2102
80-82 CORVETTE

1977-1982 CORVETTE



SKU
FB2002-1

1967-1972 CHEVY TRUCK



SKU
FB6003

Highway Guardian is an electronic GPS-based vehicle speed limiter that works for nearly any automobile manufactured after 1990. If your automobile has fuel injection, then this product will likely work. The vehicle provides peace of mind for parents of young drivers by limiting their speed to 73 MPH or less. It limits a vehicle's top speed by controlling the fuel injection system.

SAFETY

HIGHWAY GUARDIAN SPEED LIMITER



SKU
HG101

2011-16 FORD F SUPER DUTY “SNIPER LIGHTS”

Ever wish you had super bright headlights to cut through the darkness when driving off-road at night?

Intellitronix engineers have designed a most ingenious dual-purpose solution incorporating “ultra-bright” direct replacement lights that fit easily into the front headlight locations of the Ford F Super Duty 2011-2016 Truck series. CREE XHP70.2 light bulbs produce 4000 Lumens each to brighten the way.

Two Amber Rebel LEDs replace the factory installed amber light bulb with an additional CREE XHP70.2 bulb wired to the Ford truck’s high beams. When switched on they output an extra 8000 Lumens of bright white light.



So why are they called “Sniper Lights”? Because these ultra-bright lights fit perfectly into the factory turn signal location, where they cannot be seen, and illuminate your way when activated with a switch. Easy to install and require no additional outside mountings.



Discover other gauges and dashboards on our website.