

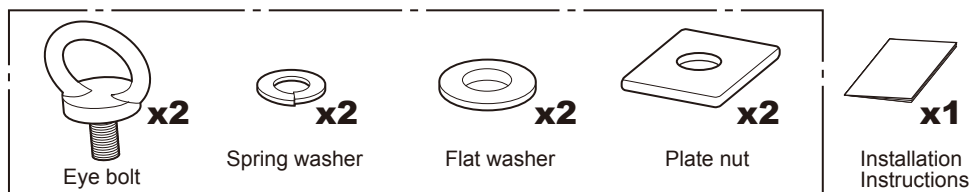
The following symbols are used throughout this manual for your attention.

Warning Failure to follow this warning can result in serious accidents including death or serious injury.

- This product is an option for the INNO roof deck T-slot (slide groove).
- Make sure that all bolts and nuts are securely tighten before driving.
- Obey all posted speed limits. Drive slower under strong winds or on rough roads.

Precautions Failure to follow precautions can result in injury, damage to the product, vehicle, or load.

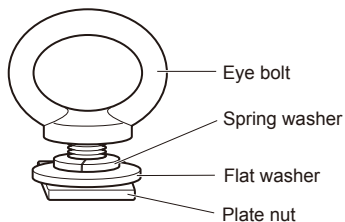
Product contents



Precautions They are packed assembled.

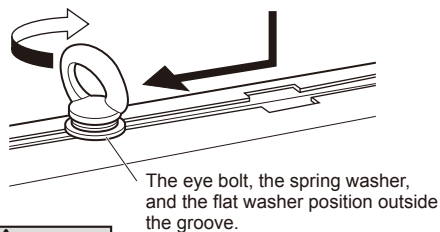
Installation procedure

1 Pass the spring washer and the flat washer through the eye bolt to mount the plate nut.



Precautions
Pass the spring washer followed by the flat washer.

2 Insert the plate nut in the T-slot, and slide it to the place to mount. Turn the eye bolt clockwise to fix.



Warning
Securely tighten it to prevent looseness.