

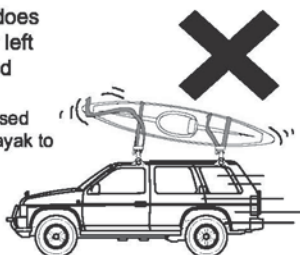
Thank you for purchasing the INNO Cradle Set. This product is an optional attachment for INNO Kayak attachment 2 to attach one more additional boat. Please refer to the INA450 Instruction Manual to mount and use this product.

Please read through this manual thoroughly before use, and make sure that you follow all of the instructions carefully. Keep this instruction manual in a safe and accessible place so that you can refer to it when necessary.

If you give this product to a third person, provide this manual to ensure safe installation and usage.

**Warning** . . . Failing to observe these cautions may lead to accidents that may cause death or serious injury.

Before driving, check that the kayak does not move backwards and forwards or left and right, and that the belt is tightened securely. If it is loose, re-tighten it. If the belt is loose, vibration and the increased air pressure when driving may cause the kayak to fall, which may lead to a serious accident involving nearby pedestrians or vehicles.




To use it safely, always inspect the knobs (2 locations for every cradle) before driving, and if any of them are loose, re-tighten them. If knobs are loose, vibration and the increased air pressure when driving may cause the kayak to fall, which may lead to a serious accident involving nearby pedestrians or vehicles.



Do not attach objects other than kayak. Do not also attach the following kayak below.

1. Faltboat (folding kayak)
2. Inflatable boat
3. Wooden kayak
4. The kayak that weighs 32 kg (70 lbs.) or more.
5. The kayak whose rigidity is not high enough and deformed by tightening the belt.




Belt is a consumable part. After each use, be sure to check front and back of the belt. If you discover any of the following conditions, discontinue use immediately and replace it with a new part.

1. The belt surface is fuzzy.
2. The belt is damaged.
3. The color of the belt is partially faded.
4. Stitches are torn or cut.
5. The belt exhibits traces of heat or chemical damage.




Do not install this product to the carrier that is not compatible with it or do not attempt to change or alter this product in any way. Check that the carrier / crossbar to which this product is installed has the strength, and the attachment is mounted securely.



Do not exceed a speed of 80 mph (130 km/h) when carrying kayak.

Every time you drive highway, rough and uneven road, always check the carrier and loaded items for the attachment condition.



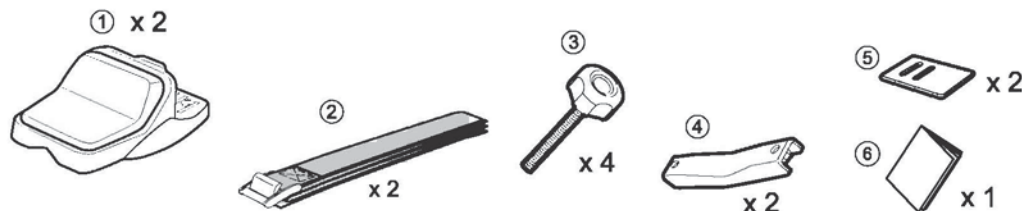
Check that the carrier / crossbar to which this product is installed has the strength, and the attachment is mounted securely.

The kayak may be deformed when attached. The kayak may not return to its original shape, depending on the material it is made of.

Maximum loading capacity varies with each vehicle type.

## Parts included

The specifications or external appearance of this product or any of the genuine spare parts may be changed for improvement without prior notification.



No.	Parts	Qty.
①	Cradle	2
②	Belt (4 m) (13 ft.)	2
③	Knob bolt	4
④	Plate	2
⑤	Buckle pad	2
⑥	Instruction Manual	1