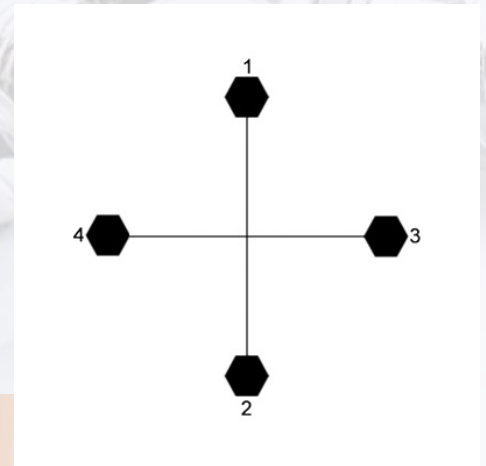
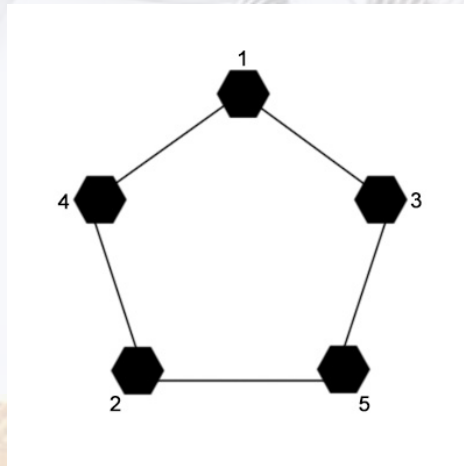
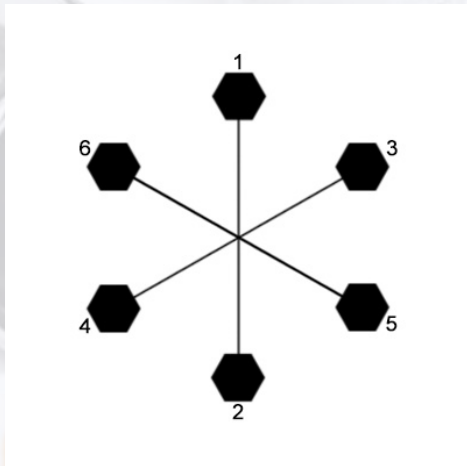


Torque Guide for a driver safety

Tighten lug nuts in a progressive criss-cross pattern. Impact wrenches are not recommended due to the possibility of irregular or over tightening. Owner's manual recommended lug nut torque specifications should be followed. If not available, please refer to the following torque guide:



3/8" STUD DIA. – 35-45 ft/lbs
7/16" STUD DIA. – 55-65 ft/lbs
1/2" STUD DIA. – 75-85 ft/lbs

9/16" STUD DIA. – 95-115 ft/lbs
12 mm STUD DIA. – 70-80 ft/lbs
14 mm STUD DIA. – 85-95 ft/lbs

The installer must instruct the customer to retorque or return immediately after 25 miles, 100 miles maximum, so the installer can retorque to proper specifications.