

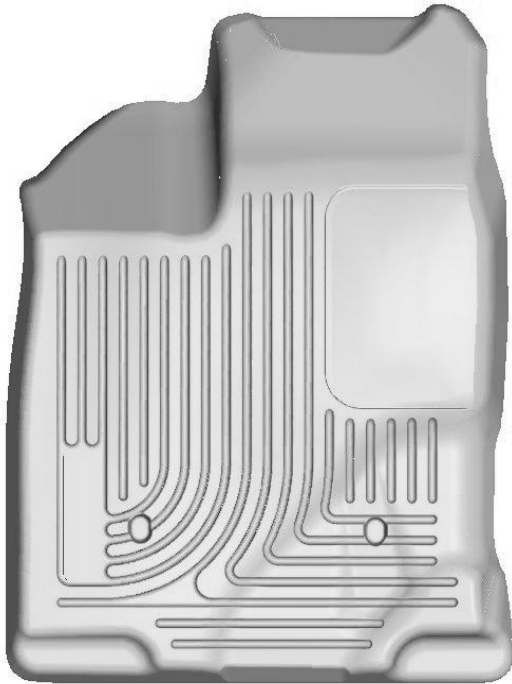
HUSKY **Weather**BEATER™ **Custom Vehicle Floor Protection**

CARE AND USE INSTRUCTIONS


Thank you for selecting a WeatherBeater™ Floor Liner from Winfield Consumer Products. Your new front floor liners are custom molded to fit your Ford Edge & Lincoln MKX. The liners are made to take the place of your factory floor mats. **For correct fit, it is necessary to remove the factory floor mats before installing your new floor liners.** However, do not remove the factory-installed carpeting.

Your liners are made from an engineering resin that is lightweight and extremely tough and durable. The easiest way to clean your liners is with a damp cloth or sponge. If using a cleaner, 409® or Glass Plus® work well. Use of Armor All®, Son-of-a-Gun® or similar items is discouraged as these products make the liners slick.

INSTALLATION INSTRUCTIONS FOR YOUR FORD EDGE & LINCOLN MKX FRONT HUSKY LINERS® WeatherBeater™ FLOOR LINERS



LEFT OR DRIVER'S SIDE



RIGHT OR PASSENGER'S SIDE

TO EASE INSTALLATION OF YOUR EDGE / MKX FRONT LINERS, MOVE THE FRONT SEATS TO THEIR MOST REARWARD POSITION. WITH THIS DONE, INSTALL THE LINERS POSITIONED AS SHOWN ABOVE. ONCE LINERS ARE IN PLACE, REPOSITION THE FRONT SEATS AS DESIRED.


HUSKY **Weather**BEATER™ **Custom Vehicle Floor Protection**

CARE AND USE INSTRUCTIONS

Thank you for selecting a WeatherBeater™ Floor Liner from Winfield Consumer Products. Your new rear floor liner is custom molded to fit your Ford Edge & Lincoln MKX. The liner is made to take the place of your factory floor mats. **For correct fit, it is necessary to remove the factory floor mats before installing your new floor liners.** However, do not remove the factory-installed carpeting.

Your liner is made from an engineering resin that is lightweight and extremely tough and durable. The easiest way to clean your liner is with a damp cloth or sponge. If using a cleaner, 409® or Glass Plus® work well. Use of Armor All®, Son-of-a-Gun® or similar items is discouraged as these products make the liner slick.

INSTALLATION INSTRUCTIONS FOR YOUR FORD EDGE & LINCOLN MKX REAR HUSKY LINERS® WeatherBeater™ FLOOR LINERS



TO EASE INSTALLATION OF YOUR EDGE / MKX SECOND SEAT LINER, MOVE THE FRONT SEATS TO THEIR MOST FORWARD POSITIONS. WITH THIS DONE, INSERT LINER IN YOUR VEHICLE AS SHOWN IN THE IMAGE ABOVE. ONCE THE LINER IS INSTALLED, REPOSITION THE FRONT SEATS AS DESIRED.