


HUSKY **Weather**BEATER™ Custom Vehicle Floor Protection

CARE AND USE INSTRUCTIONS


Thank you for selecting a WeatherBeater™ Floor Liner from Winfield Consumer Products. Your new front floor liners are custom molded to fit your Ford F250/F350/F450 Crew Cab truck. The liners are made to take the place of your factory floor mats. **For correct fit, it is necessary to remove the factory floor mats before installing your new floor liners.** However, do not remove the factory-installed carpeting.

Your liners are made from an engineering resin that is lightweight and extremely tough and durable. The easiest way to clean your liners is with a damp cloth or sponge. If using a cleaner, 409® or Glass Plus® work well. Use of Armor All®, Son-of-a-Gun® or similar items is discouraged as these products make the liners slick.

INSTALLATION INSTRUCTIONS FOR YOUR FORD F-SERIES SUPER DUTY CREW CAB TRUCK FRONT FLOOR LINERS



LEFT OR DRIVER'S SIDE



RIGHT OR PASSENGER'S SIDE

TO EASE INSTALLATION OF YOUR NEW FRONT LINERS, MOVE BOTH FRONT ROW SEATS ALL THE WAY BACK SO AS TO ALLOW THE MOST LEG ROOM. ONCE YOU HAVE INSTALLED YOUR LINERS, REPOSITION THE FRONT SEATS AS DESIRED.

NOTE TO 2012 SUPER DUTY OWNERS--DURING A MID-YEAR CHANGE FORD ADDED A DRIVER'S SIDE FOOT REST ALONGSIDE THE KICK PANEL ON 2012 SUPER DUTY'S. PART #9971 WILL NOT FIT TRUCKS WITHOUT THIS FOOT REST. PLEASE SEE THE NEXT PAGE FOR MORE DATA REGARDING THIS CHANGE.

HUSKY **Weather** **BEATER**[™] **Custom Vehicle Floor Protection**


CARE AND USE INSTRUCTIONS

Thank you for selecting a WeatherBeater[™] Floor Liner from Winfield Consumer Products. Your new rear floor liner is custom molded to fit your Ford F250/F350/F450 Crew Cab truck. The liner is made to take the place of your factory floor mat. **For correct fit, it is necessary to remove the factory floor mat before installing your new floor liners.** However, do not remove the factory-installed carpeting.

Your liner is made from an engineering resin that is lightweight and extremely tough and durable. The easiest way to clean your liner is with a damp cloth or sponge. If using a cleaner, 409[®] or Glass Plus[®] work well. Use of Armor All[®], Son-of-a-Gun[®] or similar items is discouraged as these products make the liners slick.

INSTALLATION INSTRUCTIONS FOR YOUR FORD F-SERIES SUPER DUTY CREW CAB TRUCK 2nd SEAT FLOOR LINER

FRONT OF
VEHICLE



TO EASE INSTALLATION OF YOUR 2nd SEAT CREW CAB FLOOR LINER, FIRST MOVE THE FRONT SEATS TO THEIR MOST FORWARD POSITIONS. WITH THIS DONE, INSERT LINER IN VEHICLE THEN REPOSITION THE FRONT SEATS AS DESIRED.

BELOW IS A PHOTO OF THE FOOT REST ADDED MID-YEAR TO THE 2012 SUPER DUTY. IF YOUR TRUCK DOES NOT HAVE THIS FEATURE, YOU WILL NEED PART #9871 FOR THE PROPER FITMENT. PLEASE CONTACT YOUR RETAILER OR CALL US AT 800-344-8759 TO GET PART #9871.

