

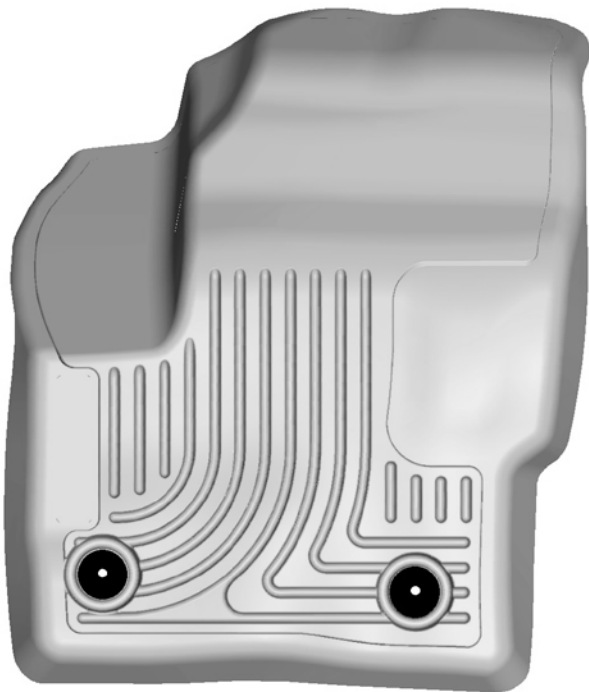
HUSKY **Weather** **BEATER**[™] **Custom Vehicle Floor Protection**

CARE AND USE INSTRUCTIONS


Thank you for selecting a WeatherBeater® Floor Liner from Winfield Consumer Products. Your new front floor liners are custom molded to fit your Lincoln MKC. The liners are made to take the place of your factory floor mats. **For correct fit, it is necessary to remove the factory floor mats before installing your new floor liners.** However, do not remove the factory-installed carpeting.

Your liners are made from an engineering resin that is lightweight and extremely tough and durable. The easiest way to clean your liners is with a damp cloth or sponge. If using a cleaner, 409® or Glass Plus® work well. Use of Armor All®, Son-of-a-Gun® or similar items is discouraged as these products make the liners slick.

INSTALLATION INSTRUCTIONS FOR YOUR LINCOLN MKC FRONT FLOOR LINERS



LEFT OR DRIVER'S SIDE



RIGHT OR PASSENGER'S SIDE

PLEASE NOTE THAT YOUR LINCOLN MKC FLOOR LINERS ARE DESIGNED TO ATTACH TO THE EXISTING FACTORY FLOOR MAT RETENTION POSTS. THE FACTORY MATS MUST BE REMOVED BEFORE INSTALLATION. TAKE CARE TO MAKE SURE THE LINER IS FULLY SEATED ON THE POST DURING INSTALLATION.


HUSKY **Weather**BEATER™ Custom Vehicle Floor Protection

CARE AND USE INSTRUCTIONS

Thank you for selecting a WeatherBeater® Floor Liner from Winfield Consumer Products. Your new rear floor liner is custom molded to fit your Lincoln MKC. The liner is made to take the place of your factory floor mats. **For correct fit, it is necessary to remove the factory floor mat before installing your new floor liners.** However, do not remove the factory-installed carpeting.

Your liner is made from an engineering resin that is lightweight and extremely tough and durable. The easiest way to clean your liner is with a damp cloth or sponge. If using a cleaner, 409® or Glass Plus® work well. Use of Armor All®, Son-of-a-Gun® or similar items is discouraged as these products make the liners slick.

INSTALLATION INSTRUCTIONS FOR YOUR LINCOLN MKC REAR SEAT FLOOR LINER



TO EASE INSTALLATION OF YOUR 2nd MKC FLOOR LINER, FIRST MOVE THE FRONT SEATS TO THEIR MOST FORWARD POSITIONS. WITH THIS DONE, INSERT LINER IN VEHICLE THEN REPOSITION THE FRONT SEATS AS DESIRED.