

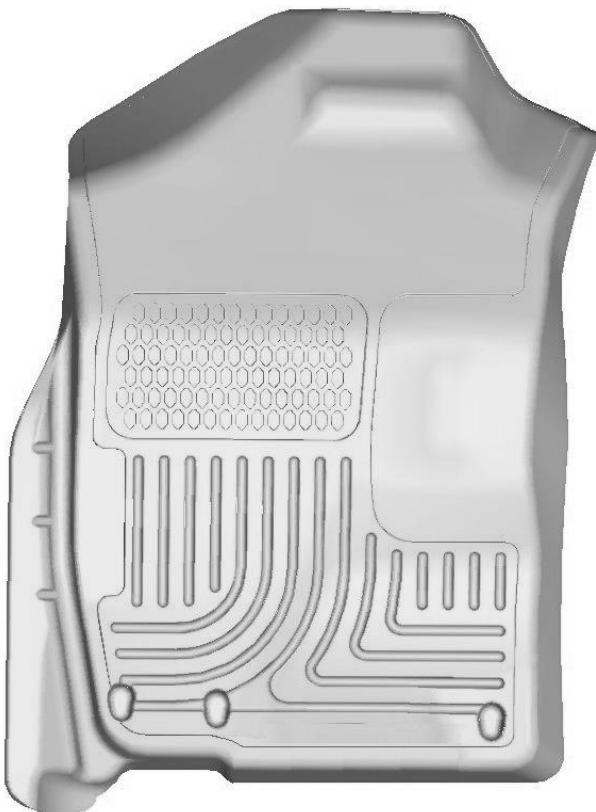
HUSKY **Weather****BEATER**[™] **Custom Vehicle Floor Protection**

CARE AND USE INSTRUCTIONS

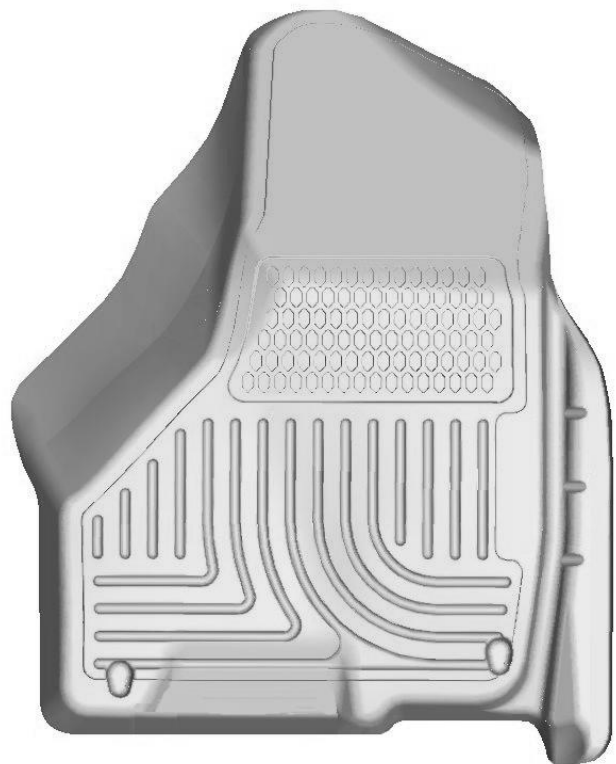
Thank you for selecting a WeatherBeater[™] Floor Liner from Winfield Consumer Products. Your new front floor liners are custom molded to fit your Dodge / Ram Mega Cab truck. The liners are made to take the place of your factory floor mats. **For correct fit, it is necessary to remove the factory floor mats before installing your new floor liners.** However, do not remove the factory-installed carpeting.

Your liners are made from an engineering resin that is lightweight and extremely tough and durable. The easiest way to clean your liners is with a damp cloth or sponge. If using a cleaner, 409[®] or Glass Plus[®] work well. Use of Armor All[®], Son-of-a-Gun[®] or similar items is discouraged as these products make the liners slick.

INSTALLATION INSTRUCTIONS FOR YOUR DODGE / RAM MEGA CAB TRUCK FRONT FLOOR LINERS



LEFT OR DRIVER'S SIDE



RIGHT OR PASSENGER'S SIDE

TO EASE INSTALLATION OF YOUR NEW FRONT LINERS, MOVE BOTH FRONT ROW SEATS TO THEIR MOST REARWARD POSITION. ONCE YOU HAVE INSTALLED YOUR LINERS, REPOSITION THE SEATS AS DESIRED.

HUSKY **Weather** **BEATER**[™] **Custom Vehicle Floor Protection**


CARE AND USE INSTRUCTIONS

Thank you for selecting a WeatherBeater[™] Floor Liner from Winfield Consumer Products. Your new rear floor liner is custom molded to fit your Dodge / Ram Mega Cab truck. The liner is made to take the place of your factory floor mats. **For correct fit, it is necessary to remove the factory floor mats before installing your new floor liners.** However, do not remove the factory-installed carpeting.

Your liner is made from an engineering resin that is lightweight and extremely tough and durable. The easiest way to clean your liner is with a damp cloth or sponge. If using a cleaner, 409[®] or Glass Plus[®] work well. Use of Armor All[®], Son-of-a-Gun[®] or similar items is discouraged as these products make the liner slick.

INSTALLATION INSTRUCTIONS FOR YOUR DODGE / RAM MEGA TRUCK SECOND SEAT FLOOR LINER

FRONT OF VEHICLE



TO EASE INSTALLATION OF YOUR RAM MEGA CAB TRUCK SECOND SEAT LINER, MOVE BOTH FRONT ROW SEATS TO THEIR MOST FORWARD POSITION. WITH THIS COMPLETED, INSTALL LINER AS SHOWN IN THE IMAGE ABOVE. ONCE LINER IS INSTALLED, REPOSITION THE FRONT SEATS AS DESIRED.

IF YOUR RAM TRUCK IS EQUIPPED WITH THE REAR SEAT ENTERTAINMENT SYSTEM, YOU MAY NEED TO TRIM AWAY A SMALL PORTION OF YOUR LINER. THE AREA TO BE TRIMMED IS LOCATED ON THE "CENTER HUMP" PORTION OF THE LINER WHERE THE LINER MATCHES UP TO THE REAR OF THE FRONT ROW CONSOLE (SEE DIAGRAM ABOVE). TO TRIM, USE A UTILITY KNIFE OR HEAVY SHEARS AND REMOVE THE SMALL CRESCENT SHAPED AREA DEFINED BY THE TRIM GROOVE.