

# **HUSKY** **WeatherBEATER™** **Custom Vehicle Floor Protection**

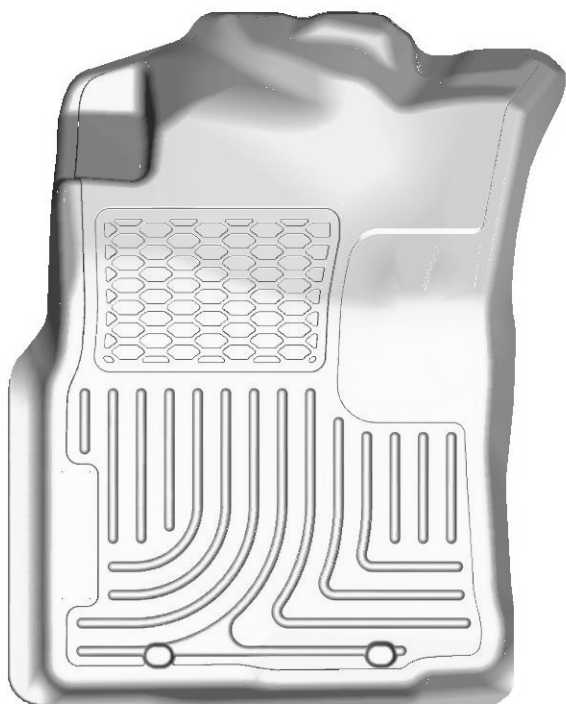
## CARE AND USE INSTRUCTIONS

---


Thank you for selecting a WeatherBeater® Floor Liner from Winfield Consumer Products. Your new front floor liners are custom molded to fit your Toyota Tacoma Double Cab. The liners are made to take the place of your factory floor mats. **For correct fit, it is necessary to remove the factory floor mats before installing your new floor liners.** However, do not remove the factory-installed carpeting.

Your liners are made from an engineering resin that is lightweight and extremely tough and durable. The easiest way to clean your liners is with a damp cloth or sponge. If using a cleaner, 409® or Glass Plus® work well. Use of Armor All®, Son-of-a-Gun® or similar items is discouraged as these products make the liners slick.

## INSTALLATION INSTRUCTIONS FOR YOUR TOYOTA TACOMA DOUBLE CAB FRONT FLOOR LINERS



LEFT OR DRIVER'S SIDE



RIGHT OR PASSENGER'S SIDE

YOUR TOYOTA TACOMA MAY HAVE A FACTORY MAT RETAINER INSTALLED THAT COULD AFFECT THE FIT OF YOUR LINER. PLEASE READ THE INSTALLATION NOTES FOR EACH TYPE OF FACTORY MAT RETAINER BEFORE INSTALLING YOUR LINERS:

**IF YOU HAVE THE FACTORY “CARPET HOOKS”**—YOU WILL NEED TO REMOVE THESE HOOKS TO ALLOW PROPER FIT. THIS IS EASILY DONE BY PULLING THE L-SHAPED HOOK DIRECTLY TOWARD THE MOUNTING HOLE. THIS WILL ALLOW THE HOOK TO “POP” OUT OF THE RETAINING GROMMET. THE HOOKS CAN BE STORED IN YOUR GLOVE BOX FOR REPLACEMENT AT A LATER DATE (OVER).

**IF YOU HAVE THE FACTORY “TWIST-LOCK” RETAINERS,** YOUR LINER WILL NEST OVER THE TOP OF THE RETAINERS BUT FIRST YOU MUST ORIENT THE TOP PORTION OF THE TWIST-LOCK RETAINERS SO THEY ARE ALIGNED WITH THE BASE (ARROWS WILL BE POINTING HORIZONTALLY).

# **HUSKY** **WeatherBEATER™** **Custom Vehicle Floor Protection**

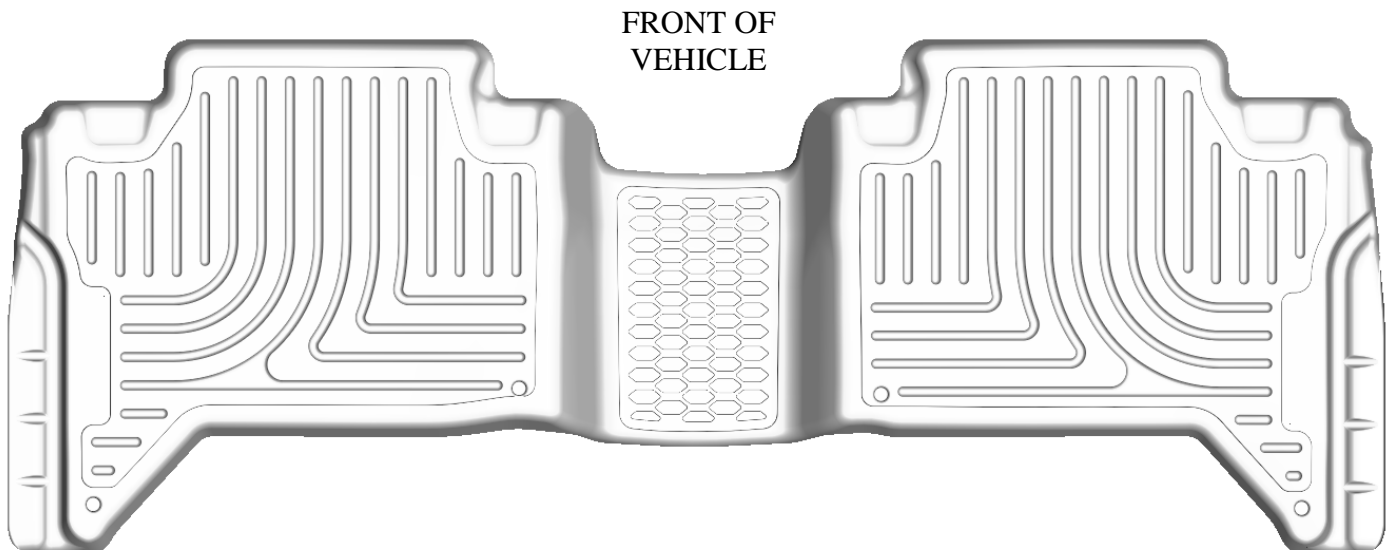
## CARE AND USE INSTRUCTIONS

---

Thank you for selecting a WeatherBeater® Floor Liner from Winfield Consumer Products. Your new rear floor liners are custom molded to fit your Toyota Tacoma Double Cab. The liners are made to take the place of your factory floor mats. **For correct fit, it is necessary to remove the factory floor mat before installing your new floor liners.** However, do not remove the factory-installed carpeting.

Your liners are made from an engineering resin that is lightweight and extremely tough and durable. The easiest way to clean your liners is with a damp cloth or sponge. If using a cleaner, 409® or Glass Plus® work well. Use of Armor All®, Son-of-a-Gun® or similar items is discouraged as these products make the liners slick.

## INSTALLATION INSTRUCTIONS FOR YOUR TOYOTA TACOMA DOUBLE CAB REAR SEAT FLOOR LINER



TO EASE INSTALLATION OF YOUR 2<sup>nd</sup> SEAT TACOMA DOUBLE CAB FLOOR LINER, FIRST MOVE THE FRONT SEATS TO THEIR MOST FORWARD POSITIONS. WITH THIS DONE, INSERT LINER IN VEHICLE THEN REPOSITION THE FRONT SEATS AS DESIRED.