




Class III Receiver Hitch Part No. 69565C



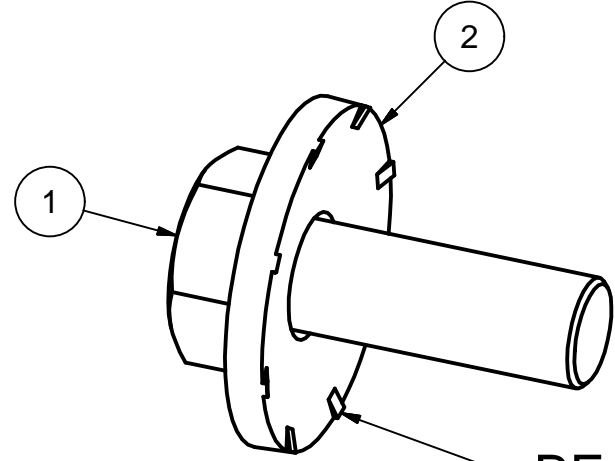
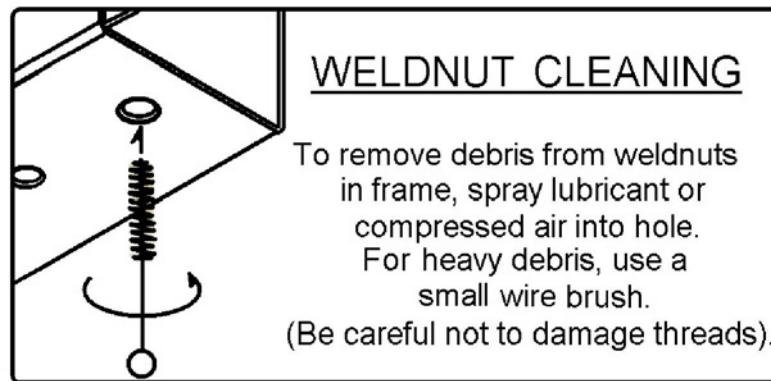
Fits: HYUNDAI TUCSON



GROSS LOAD CAPACITY WHEN USED AS A WEIGHT CARRYING HITCH: 3,500 LBS. TRAILER WEIGHT & 525 LBS. TONGUE WEIGHT.
WARNING: * DO NOT EXCEED VEHICLE MANUFACTURER'S RECOMMENDED TOWING CAPACITY. *****

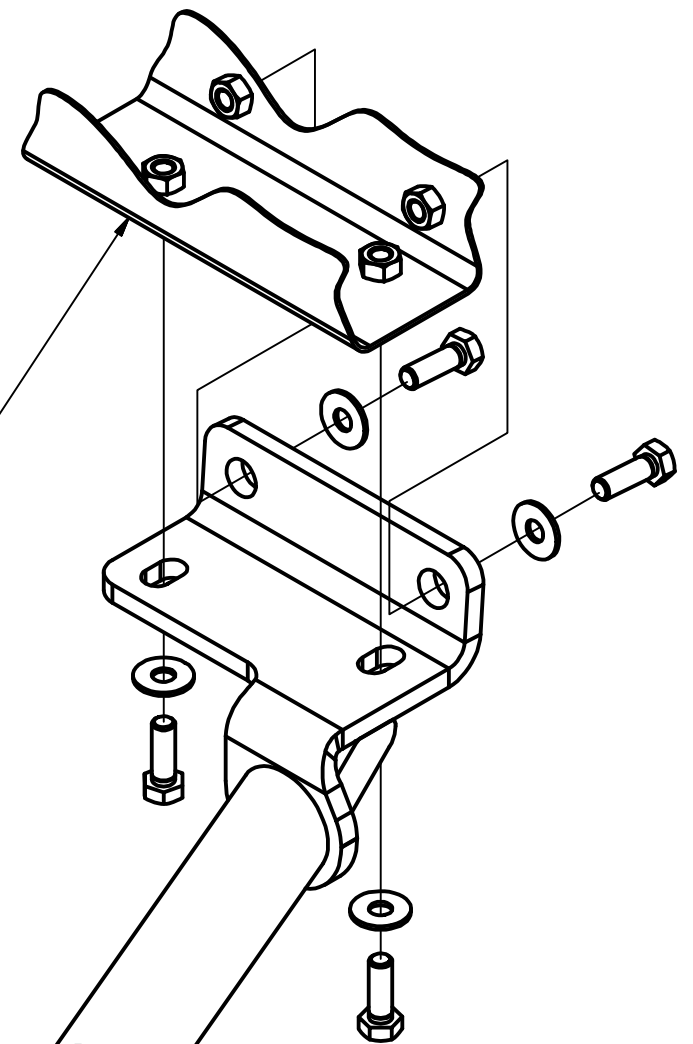


Parts List			
ITEM	QTY	PART NUMBER	DESCRIPTION
1	8	M10 - 1.25 x 30	HEX BOLT
2	8	3/8"	CONICAL TOOTHED WASHER
64	1	PD95119	CARBIDE BLACK POWDER COAT (NOT SHOWN)



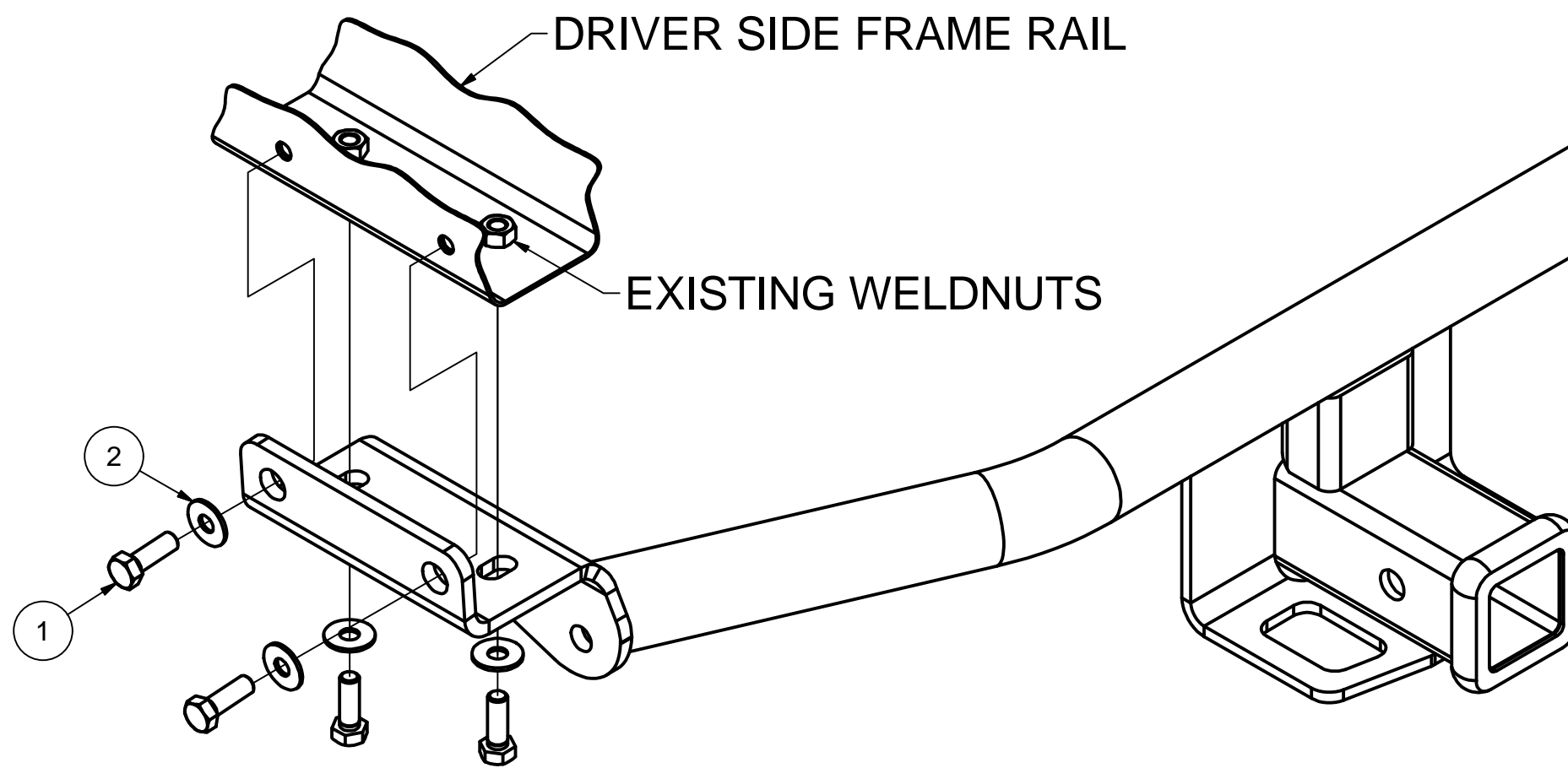
BE SURE TEETH ON THE CONICAL WASHERS ARE AGAINST THE HITCH

PASSENGER SIDE FRAME RAIL



DRIVER SIDE FRAME RAIL

EXISTING WELDNUTS



HITCH WEIGHT: 27 LBS.

INSTALL TIME

PROFESSIONAL: 20 MINUTES

NOVICE (DIY): 40 MINUTES

INSTALL NOTES:

- NO DRILLING REQUIRED
- REMOVE PLASTIC PANELS (IF EQUIPPED)
- MAY REQUIRE WELD NUT CLEANING

FRONT
↑
REAR

TOOLS REQUIRED

RATCHET

EXTENSION

17mm SOCKET

TORQUE WRENCH

SHORT #2 PHILLIPS SCREWDRIVER

INSTALLATION STEPS

1. If equipped, remove two (2) plastic panels. These are located under the bumper behind the rear tires. Using a screw driver, remove three (3) plastic clips from each panel and pull down to dislodge. Put the panels and fasteners aside for reinstallation later.
2. Start by inserting the hitch over the of the exhaust on the passenger side. Rotate the hitch and raise hitch into position. Install four (4) M10-1.25 x 30 with four (4) 3/8" conical tooth washers per side. Be sure the tooth portion of the washer is against the hitch. **Note:** Pull down on the exhaust to ease the installation process.
3. Torque all M10 fasteners to 40 ft-lbs.
4. Reinstall two plastic panels (if removed in step 1).

PERIODICALLY CHECK THIS RECEIVER HITCH TO ENSURE THAT ALL FASTENERS ARE TIGHT AND THAT ALL STRUCTURAL COMPONENTS ARE SOUND.

Keystone Automotive Operations Inc., warrants this product to be free of defects in material and/or workmanship at the time of retail purchase by the original purchaser. If the product is found to be defective, Keystone Automotive Operations Inc., may repair or replace the product, at their option, when the product is returned, prepaid, with proof of purchase. Alteration to, misuse of, or improper installation of this product voids the warranty. Keystone Automotive Operations Inc.'s liability is limited to repair or replacement of products found to be defective, and specifically excludes liability for incidental or consequential loss or damage. This product complies with safety specifications and requirements for connecting devices and towing systems of the state of New York, V.E.S.C.

Rely only on high-grade trailer hitches & towing offered on our virtual shelves.