



US Patent #8,033,563

Husky® #33104 Installation Instructions

Disclaimer: The ratings of the Husky® System are intended to represent the capability of the product and in no way reflect the ratings or capacity of the towing system it is being used with. You, the consumer or operator, are strongly advised to learn the ratings of the various components of the towing system and never exceed the limits of the lowest rated component being used.

The Husky® System consists of two separate parts referred to as the Dual Flange Platform (DFP) and the Dual Flange Ball (DFB). The DFP is rated weight carrying up to 14,000 lbs. GVWR (gross vehicle weight rating) and up to 1,400 lbs. tongue weight.

The DFB is rated up to 10,000 lbs. GVWR/1000 lbs. tongue weight when using the 2" ball and 14,000 lbs. GVWR/1,400 lbs. tongue weight when using the 2-5/16" ball.

WARNING: Do not exceed vehicle's towing capacity or receiver hitch capacity, whichever is less. See your Vehicle Owners Manual to determine Vehicle Tow Rating.




1. Install DFP into the 2" receiver hitch of your vehicle and secure with the included hitch pin and clip. Always secure the hitch pin with a cotter pin unless a locking device is being used. **See Illustration A.**
2. Determine which hitch ball size to be used is 2" or 2-5/16". Once the approximate height for the DFB installation has been determined, insert the Rubber Bumper in to the corresponding hole of the platform. **See Illustration B.** (Use of the Rubber Bumper is not needed for safety; only to eliminate possible rattle between the DFP and the DFB)
3. Mate the DFB to the platform by inserting the supplied pins through the holes that line up with the holes in the platform. Secure the pins with the included cotter pins. **See Illustration C.**

Note: The supplied pins are specifically engineered for the Husky® System. If replacement pins are needed, they must be replaced with original factory Husky® pins. **WARNING: Use of any pin other than of Husky® manufacture could be a serious safety hazard and will void the warranty.**

Notes:

- Prior to towing, check to make sure that the pins are secured into place with cotter pins.
- Never hook up trailer safety chains to the Husky® System.

Warning: Please ensure that the safety chains operate freely around the Husky® System and don't become entangled in the Platform or Dual Flange Ball.





5-Year Limited Warranty

This Warranty applies solely to the Husky® Platform and Dual Flange Ball #33104. The Warranty applies to products used for individual and private use. Commercial usage of the product limits the warranty to one year from date of purchase.

The manufacturer warrants the Platform and Dual Flange Ball to be free from defects in materials & workmanship to the original purchaser for the length of the warranty period listed above from the date of retail purchase.

What is covered by the warranty?

This warranty covers defects in materials & workmanship to the original purchaser for 5-years from the date of purchase. If the product is used for commercial use the warranty period is limited to 1-year from date of purchase.

The warranty does not cover:

- Service or labor charges associated with the removal or replacement or return of this product.
- Product finish (paint, chrome, etc.)
- Product neglect, abuse, misuse or products involved in accidents or acts of god.
- Improper use of this product (overloading or improper installation).
- Any alterations to this product.
- Wear / Tear items such as the Rubber Bumper (anti-rattle component)