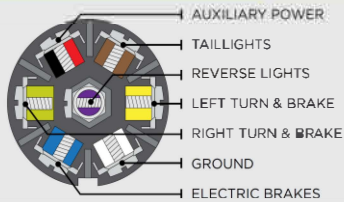


VEHICLE AND TRAILER WIRING CODES

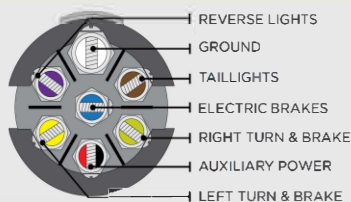
IMPORTANT - Identify the wires on your vehicle and trailer by function only. Color coding is not standard among all manufacturers. Illustrations represent the rear views of the connectors



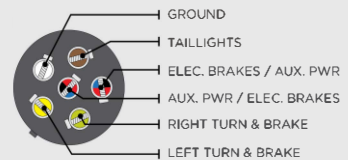
VEHICLE SIDE



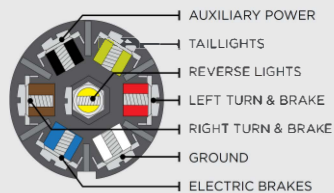
7 BLADE



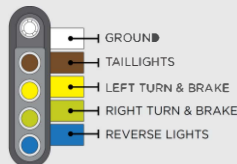
7 ROUND



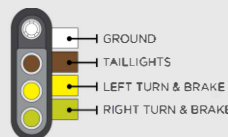
6 ROUND



7 BLADE (RV STANDARD)



5 FLAT



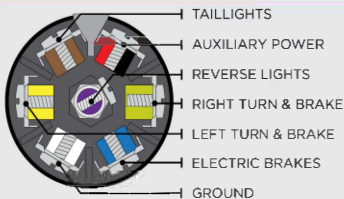
4 FLAT



4 ROUND

TRAILER SIDE

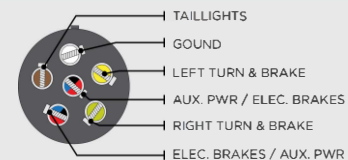
TM



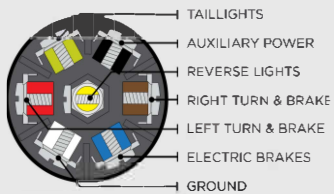
7 BLADE



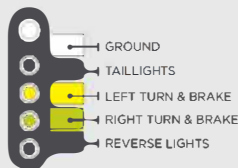
7 ROUND



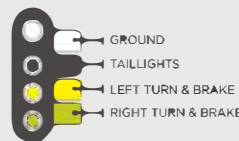
6 ROUND



7 BLADE (RV STANDARD)



5 FLAT



4 FLAT



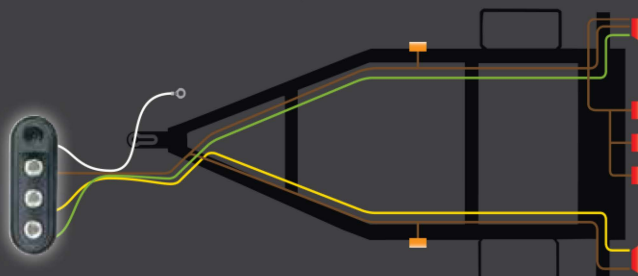
4 ROUND

4 FLAT Y-HARNESS WIRING DIAGRAM

TM

FOR PART 48240 48245
NUMBERS 48255 48265

Time to wire up or rewire your trailer? A Y-Harness provides all the wire needed to get to every light on your trailer.



TM