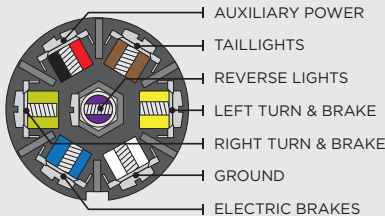
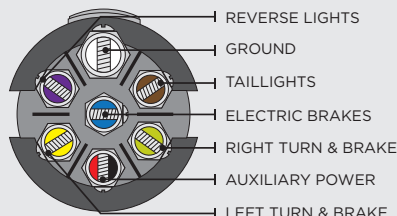


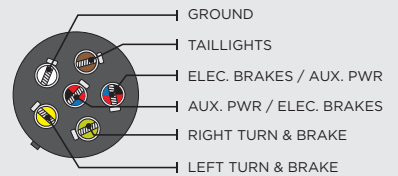
# VEHICLE SIDE



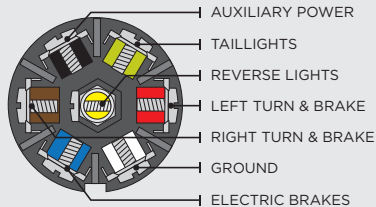
**7 BLADE (SAE STANDARD)**



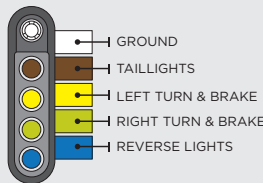
**7 ROUND**



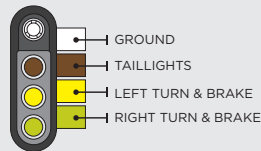
**6 ROUND**



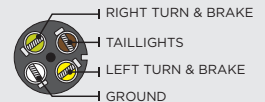
**7 BLADE (RV STANDARD)**



**5 FLAT**

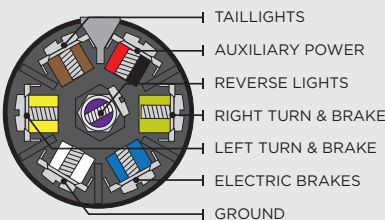


**4 FLAT**

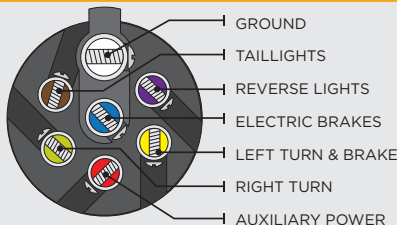


**4 ROUND**

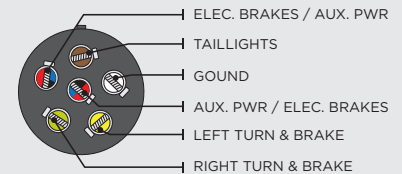
# TRAILER SIDE



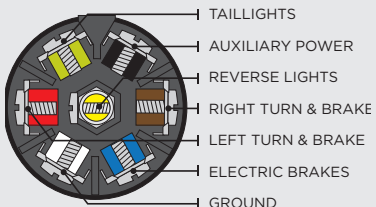
**7 BLADE**



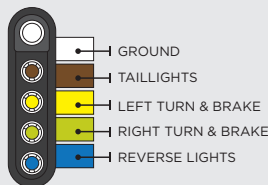
**7 ROUND**



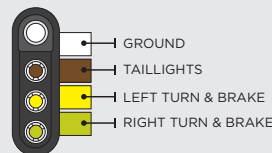
**6 ROUND**



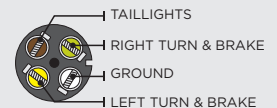
**7 BLADE (RV STANDARD)**



**5 FLAT**



**4 FLAT**

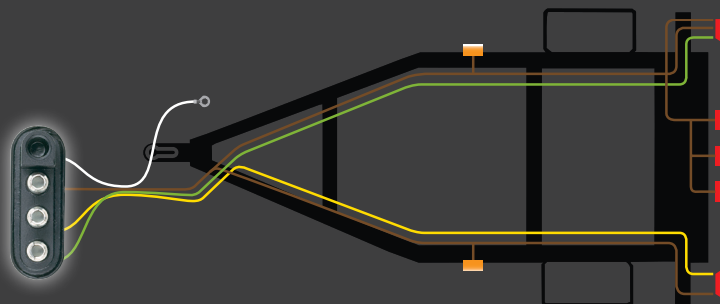


**4 ROUND**

# 4 FLAT Y-HARNESS WIRING DIAGRAM

FOR PART NUMBERS 48240, 48245, 48255, 48265

Time to wire up or rewire your trailer? A Y-Harness provides all the wire needed to get to every light on your trailer.



Learn more about trailer hitches and towing we have.