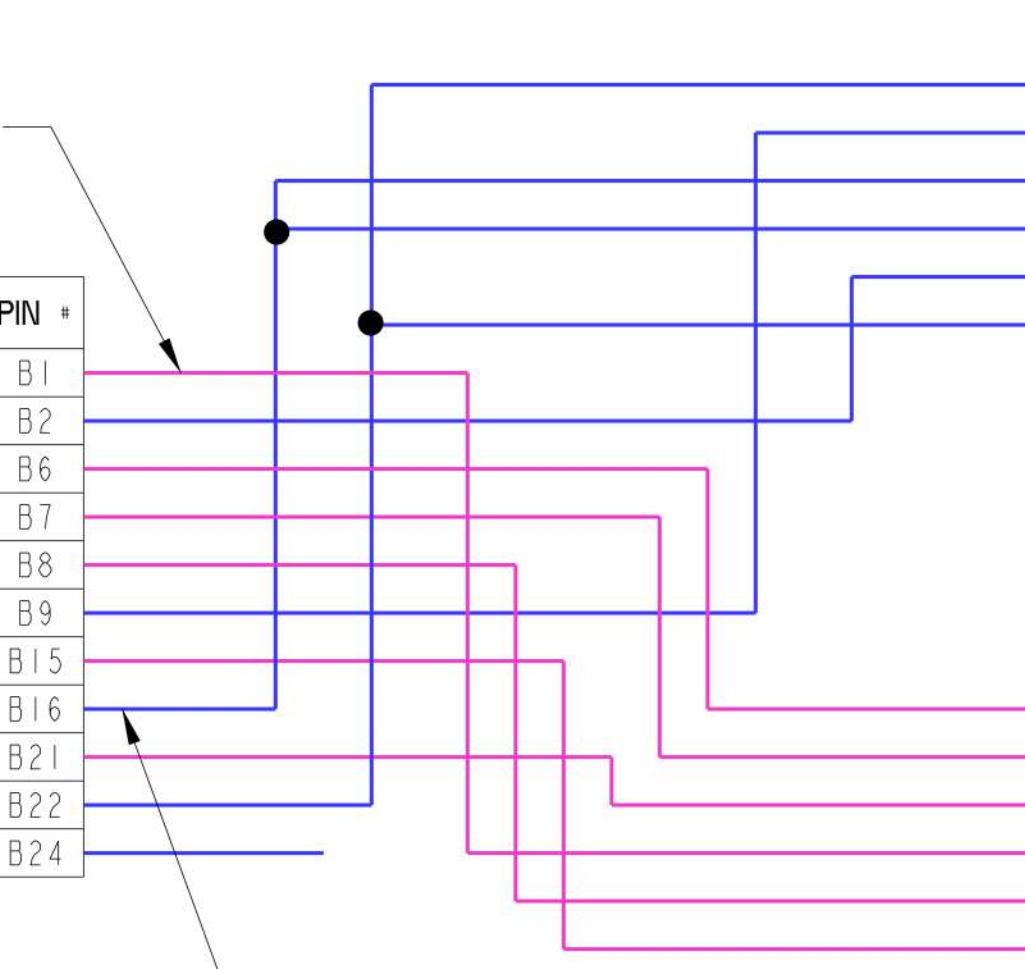


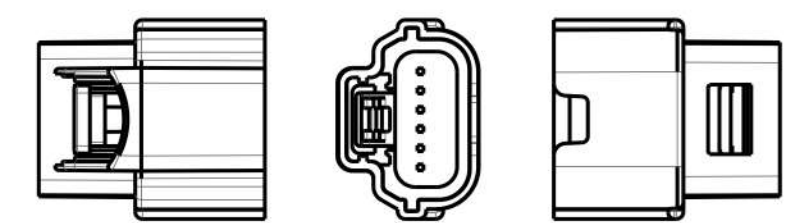
DESCRIPTION	COLOR	WIRE GAUGE	PIN #
SENSOR GROUND	BLACK/SHIELD	22	B1
PEDAL TPS #2	BLUE	22	B2
FORCE MOTOR 1A	YELLOW	18	B6
FORCE MOTOR 1B	ORANGE	18	B7
SENSOR +5V	RED	22	B8
PEDAL TPS #1	YELLOW	22	B9
TB TPS #2	BROWN	22	B15
SENSOR GROUND	BLACK/SHIELD	22	B16
TB TPS #1	WHITE	22	B21
SENSOR +5V	ORANGE	22	B22
BRAKE SWITCH	RED/WHITE	22	B24

SHIELD



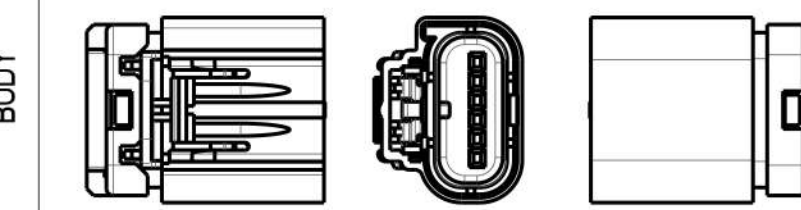
PIN #	DESCRIPTION
B22	1 APP1 5V
B9	2 APP1
B16	3 APP1 GROUND
B16	4 APP2 GROUND
B2	5 APP2
B22	6 APP2 5V

PEDAL



PIN #	DESCRIPTION
B6	1 MOTOR +
B7	2 MOTOR -
B21	3 TPS1
B1	4 GROUND
B8	5 5V
B15	6 TPS2

THROTTLE BODY



SHIELD

Looking for dependable performance fuel system parts? Rely on Holley for quality and long-lasting products.