
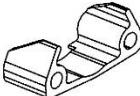


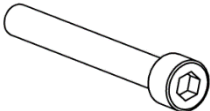
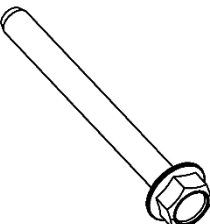




Installation Kit for LS LOW Accessory Drive Bracket Kits Part Number 21-4

Required for applications with **long belt alignment**

Parts List:

PICTURE	QTY	DESCRIPTION	APPLICATION
	1	Bracket Top Spacer	Between Bracket & Head
	1	Tensioner spacer	Between Tensioner & Water Pump (NOT used with 2010 and later Camaro <u>tensioner</u>)
	2	Tensioner spacer	Between Tensioner & Water Pump (ONLY used with 2010 and later Camaro <u>tensioner</u>)
	1	Bracket Bottom Spacer	Between Bracket & Block
	1	Socket Head Cap Bolt, M10 X 1.5 X 120	Bracket to Head
	1	Socket Head Cap Bolt, M10 X 1.5 X 130	Bottom Alternator Bolt to Block
	2	Flange Head Bolt, M10 X 1.5 X 75	Tensioner to Water Pump
	1	Flange Head Bolt, M10 X 1.5 X 110	Bracket to Upper Head
	1	Flange Head Bolt, M10 X 1.5 X 120	Bracket to Lower Head