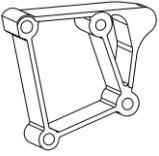
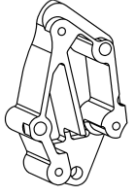
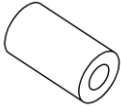





Installation Kit for LS Accessory Drive Bracket Kits Part Number 21-3

Required for applications with **long belt alignment***

Parts list

PICTURE	QTY	DESCRIPTION	APPLICATION
	1	Driver's Side Bracket Spacer	Between Bracket & Head
	1	Passenger's Side Bracket Spacer	Between Bracket & Head
	1	Tensioner Spacer	Between Tensioner to Water Pump (Use with Type 5 water pump & R4 A/C compressor bracket only)
	1	Flange Head Bolt, M10 x 1.5 x 75	Tensioner to Water Pump (Use with R4 A/C compressor bracket only)
	1	Flange Head Bolt, M10 x 1.5 x 85	Passenger's Side Bracket to Head
	1	Flange Head Bolt, M10 x 1.5 x 100	Driver's Side Bracket to Head
	3	Flange Head Bolt, M10 x 1.5 x 115	Driver's Side Bracket to Head
	1	Flange Head Bolt, M10 x 1.5 x 115	Passenger's Side Bracket to Head (Use with Sanden A/C compressor bracket only)
	1	Flange Head Bolt, M10 x 1.5 x 130	Passenger's Side Bracket to Head (Use with R4 A/C compressor bracket only)

* Some bolts and spacers may not be used for your application.