
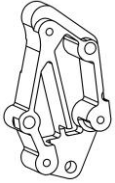






Installation Kit for LS Accessory Drive Bracket Kits Part Number 21-2

Required for applications with **middle belt alignment***

Parts list

| PICTURE | QTY | DESCRIPTION | APPLICATION |
|---|-----|-----------------------------------|--|
|  | 1 | Driver's Side Bracket Spacer | Between Bracket & Head |
|  | 1 | Passenger's Side Bracket Spacer | Between Bracket & Head |
|  | 1 | Tensioner Spacer | Between tensioner & water pump (Use with R4 A/C compressor bracket only) |
|  | 1 | Flange Head Bolt, M10 x 1.5 x 60 | Tensioner to Water Pump (Use with R4 A/C compressor bracket only) |
| | 1 | Flange Head Bolt, M10 x 1.5 x 65 | Passenger's Side Bracket to Head |
| | 1 | Flange Head Bolt, M10 x 1.5 x 85 | Driver's Side Bracket to Head |
| | 3 | Flange Head Bolt, M10 x 1.5 x 95 | Driver's Side Bracket to Head |
| | 1 | Flange Head Bolt, M10 x 1.5 x 95 | Passenger's Side Bracket to Head (Use with Sanden A/C compressor bracket only) |
| | 1 | Flange Head Bolt, M10 x 1.5 x 110 | Passenger's Side Bracket to Head (Use with R4 A/C compressor bracket only) |

*Some bolts and spacers may not be used for your application.