

Advanced effect on Suspension system
HIPERMAX DYNOR spec.



▲The above photo is an item for JZX100.

Suspension for Easy Drifting.

Application

Engine	CA18DE(T), SR20DE(T)
Model Year	89/04 - 98/12
Remarks	

Specification

	FRONT	REAR
Damping force adjustment	30 steps	30 steps
Base valve	-	-
Height adjustable lower bracket	○	○
Upper mount	Spherical bearing	Spherical bearing
Inverted/Normal type	Inverted	Normal
Damper/Spring layout	Coilover	Coilover
Spring rate change at factory	Possible	Possible
Damping force adjustment with wire	-	-
Helper spring (Spring rate N/mm)	-	○ (19.8)

Ride Height

mm

		Factory *2	Test data	Adjustable range High - Low *3	Drivable range High - Low *4
FRONT	Ride height *1	643	600	686 ~ 571	672 ~ 618
	Against stock	-43	-86	0 ~ -115	-14 ~ -68
REAR	Ride height *1	675	620	677 ~ 583	677 ~ 597
	Against stock	-2	-57	0 ~ -94	0 ~ -80

*1. Height from road surface to fender arch.

*2. Height at factory is the data tested at HKS with the setting of Full Kit. (HKS' recommended setting.)

*3. Adjustable range (However, the lowest value may not be road legal.

Even within the adjustable range, car body, arm etc. may contact. In such case, it will be hard to drive.

Damper oil leakage or any other problems caused by low ride height setting from the factory setting will void the warranty of the product.)

*4. Drivable range that there is no contact of car body or arms etc. (However, change of tire/wheel size may cause a problem.)

Caution). Actual data depends on each vehicle.

Kit information

Spring of Full Kit

	F	R
Spring rate N/mm(kgf/mm)	78 (8)	49 (5)
Free height (mm)	170	200
Spring type	Straight	Straight
Recommended range to change spring rate N/mm(kgf/mm)	±20 (2)	±20 (2)

Specification of damper

	F	R
Damping force (Rebound/Damping)N*	2227 / 849	1074 / 196
Default position of dial	15	15
Remaining damper stroke (Rebound/Damping)mm	28 / 71	45 / 91

* The value of the damping force is at piston speed of 0.1m/sec.

Setting data

	F				R			
	Default	Test	Drivable limit High *	Drivable limit Low *	Default	Test	Drivable limit High *	Drivable limit Low *
Length of case (mm)	234	198	255	215	392	341	392	367
Spring Set length(mm)	169	169	166	170	227	227	225	275
Length to ride height adjuster (mm)	63	27	87	42	92	41	94	19
Lever ratio	1.20				1.07			

* Refer to the above explanation *3 of ride height information for drivable high and low limitations.











Test vehicle information

	F	R
Vehicle weight kg	675	568
Tire size (Air pressure) kPa	235 / 40 - 17 (220)	265 / 35 - 18 (300)
Wheel size	8 JJ × 17 off	10 JJ × 18 off
Alignment	Test data	in 0 mm / -1°30'

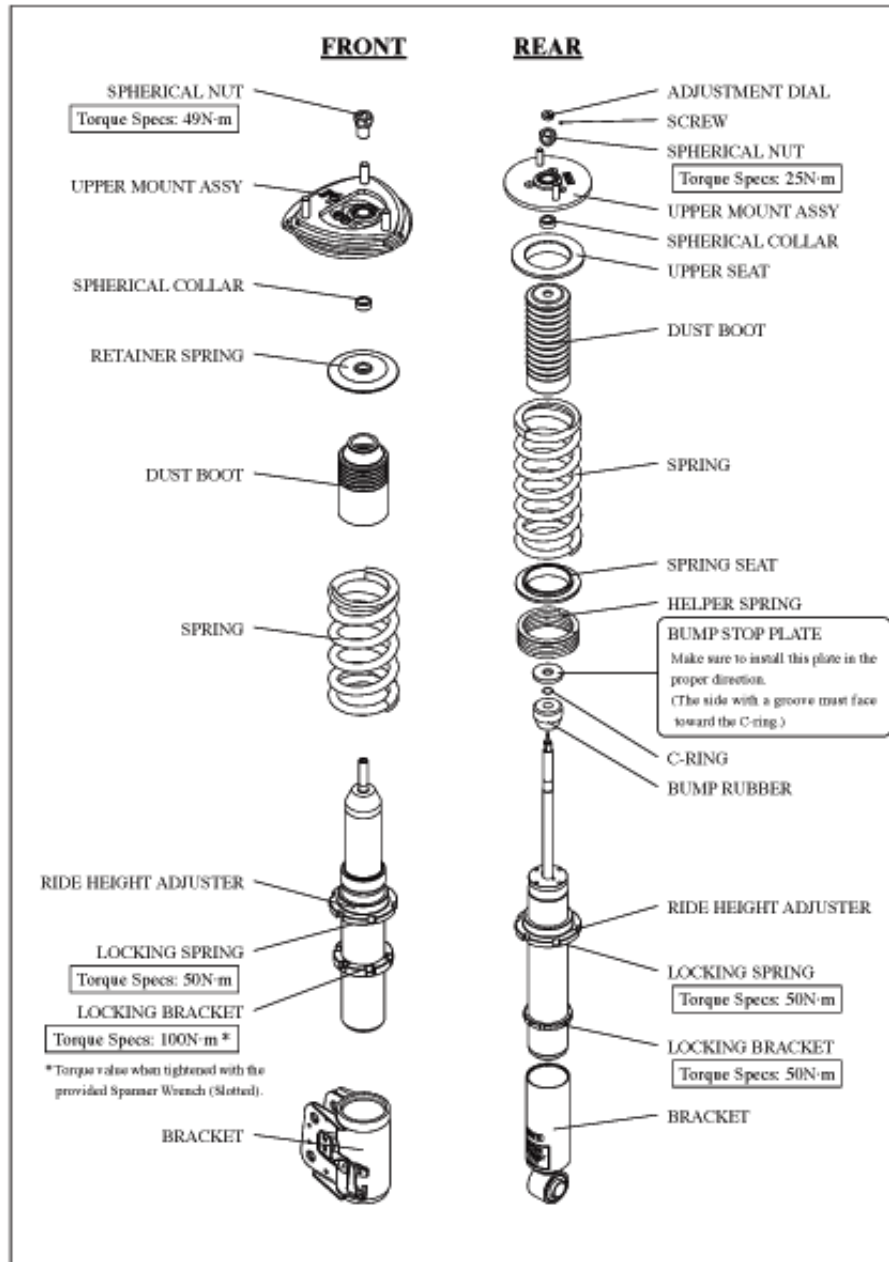
(Toe/Camber)	Standard value	in $0.8 \pm 1 \text{ mm} / -0^{\circ}51' \pm 45'$	in $2.5 \pm 2.5 \text{ mm} / -1^{\circ}06' \pm 30'$
--------------	----------------	---	---

* Test data at HKS.

Parts List * It may be changed without prior notice.

Parts List		
	Front Damper Assy	2
	Rear Damper Assy	2
	Spacer (for Front)	8
	Spacer (for Rear)	2
	Allen Wrench	1
	Spanner Wrench (Slotted)	1
	Spanner Wrench (Large)	1
	Tie Wrap	8
	Warranty Certificate	1
	Installation Guide	1

Damper Components



Point

- We have developed a new suspension for the concept of "smooth and moving suspension" with professional driver Nobuteru Taniguchi .
 - We have set the front turning, rear traction and quick turn response with caution.
 - Tested with radial tires.
 - We have moved the hole position of bracket a little to have more camber angle for front (about 2 degree).
 - 2 way pillow upper is standard equipment.
- About installation modification
 - Needs an hole for rear damping adjustment cable (inside).