




Hellwig PRODUCTS

INSTALLATION INSTRUCTIONS FRONT STABILIZER BAR FORD RANGER 98-04

Thank you for purchasing a quality Hellwig Product.
PLEASE READ THIS INSTRUCTION SHEET COMPLETELY BEFORE STARTING YOUR



TORQUE TABLE

BOLT SIZE: 3/8" = 20-30 ft. lbs. - 7/16" = 35-45 ft. lbs. - 1/2" = 50-70 ft. lbs. - 9/16" = 70-90 ft. lbs.

SAFETY: BEFORE STARTING YOUR INSTALLATION, BE SURE TO SET PARKING BRAKE AND CHOCK TIRES.

NOTE: TO EASE INSTALLATION AND TO PROPERLY ADJUST BAR, THE WEIGHT OF THE VEHICLE MUST BE ON THE SUSPENSION, AS IF DRIVING DOWN THE ROAD. DO NOT RAISE VEHICLE BY FRAME.

NOTE: THIS KIT REPLACES THE FACTORY MOUNTED SWAY BAR USING THE FACTORY U-PLATE MOUNTING BOLTS.

1. Remove the factory mounted sway bar and all the mounting hardware. Do not discard the U-plate mounting bolts. These mounting bolts will be needed to complete the installation of the new front sway bar.
2. Position the D-shaped poly bushing on the new sway bar in as the same location as on the factory sway bar. SEE PHOTO ONE.
3. Locate the predrilled mounting holes on the vehicles lower control arms. Assemble the end link assemblies and install on the lower control arms. SEE PHOTO TWO AND DIAGRAM.
4. Position the sway bar up on the frame. Install the supplied U-plates and tighten with the mounting bolts that were removed in **step one**. **Leave loose at this time to allow for adjustment later**. SEE PHOTO ONE AND THREE.
5. Raise the arms of the sway bar up over the end links. Finish the installation of the end links on the arms of the sway bar.
6. With the sway bar properly centered and the end link assemblies are straight up and down as possible. Torque the U-plate mounting bolts to their specified rate. Tighten the end links until the bushings start to bulge slightly.
7. Check your installation for clearance on wires, steering components, brake lines etc.
8. Test drive your vehicle and recheck your installation readjust if needed. Recheck on a monthly regular basis thereafter.



PARTS LIST

FSB KIT # 7673

FORD RANGER 2X4

PART #	QTY	DESCRIPTION
20217673	1	1-1/8" SWAY BAR
111000486	2	1-1/8" POLY BUSHING
20800794	2	1/2" X 5" END LINK SPACER
101500751	2	7/16" X 9" END LINK
20800697	2	U-PLATE BRACKET
125030336	1	BUSHING BAG # BG-336
111000389	8	END LINK BUSHING
125000077	1	SMALL PARTS BAG # BG-77
107700080	2	7/16" LOCK NUT
102420041	8	7/16" FLAT WASHER
135007673	1	INSTRUCTION SHEET R-7673