



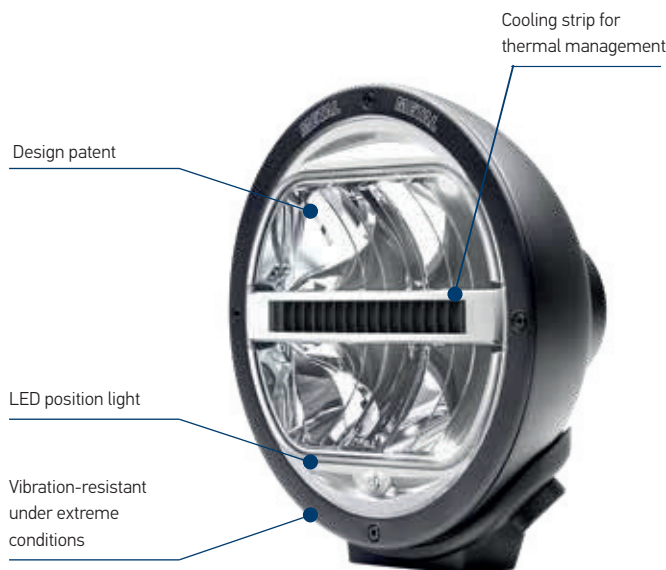
RALLYE LED

BRIEF INFORMATION

Rallye 4000 LED Metal Auxiliary driving lamp

PRODUCT FEATURES

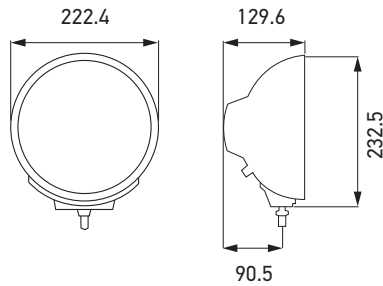
- Auxiliary driving lamp with futuristic look boasting state-of-the-art LED technology
- The striking night design is created by the LED position light with its characteristic hexagonal contoured design
- Switched on, the clear, cold-white radiating LED light has a characteristic lighting design by day and night
- Immediate response for attention-grabbing headlight flashing
- EdgeLight technology has been applied for a more intensive appearance of the position light
- The horizontal cooling fin in the auxiliary headlamp with a cooling surface of 230 cm² brings about efficient thermal management
- Replaceable LED headlamp insert with shock-resistant PC cover lens
- Sturdy, high-quality full-metal headlamp with housing and fixing bracket of zinc diecasting
- Mounting bracket with tool-free "comfort pre-adjustment" for precision adjustment of the tilt setting
- Electronics components qualified according to automotive standard
- Multi-voltage: suitable for 12 V and 24 V rated voltage
- High beam with reference number 25 or 50 and with position light
- ECE type-approved (ECE R112 high beam, ECE R7 position light, ECE R10 EMC)
- Weight 2,700 g
- Power consumption with 12 V: position light 2.4 W and high beam 14,5 W
- Power consumption with 24 V: position light 5 W and high beam 14,5 W



PROGRAM OVERVIEW



- LED driving lamp
- With external plug and matching plug with 400 mm connection cable
- Pre-assembled mounting bracket
- Pencil Beam has 1300 lumen, Flood Beam has 1220 lumen
- Mounting instruction manual
- Protection codes: IP X9K, IP 6K7



For upright mounting.
Tilt adjustment +/- 7°

Description	Article number
Driving lamp Rallye 4000 LED, Driving Beam, Multivolt 12 / 24 V DC	1F8 016 560-101
Driving lamp Rallye 4000 LED, Pencil Beam, Multivolt 12 / 24 V DC	1F8 016 560-111

Spare parts*

Driving Lamp insert Driving Beam, Multivolt 12 / 24 V DC	1F8 241 430-011
Driving Lamp insert Pencil Beam, Multivolt 12 / 24 V DC	1F8 241 449-011


Accessory

Rallye 4000 Chromium housing with external plug and connection cable	9BG 150 117-021
--	-----------------

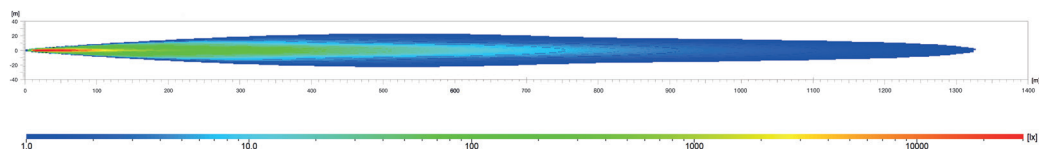
* Usable for upgrading of Rallye 4000 Halogen driving lamps too

LIGHT DISTRIBUTION

1) Rallye 4000 LED Flood – Range is over 800 m at 1 Lux



2) Rallye 4000 LED Pencil Beam – Range is over 1.3 km at 1 Lux



The light distribution shows 2 lamps in operation.