


CABIN AIR FILTER

IDENTIFICATION / INSTALLATION

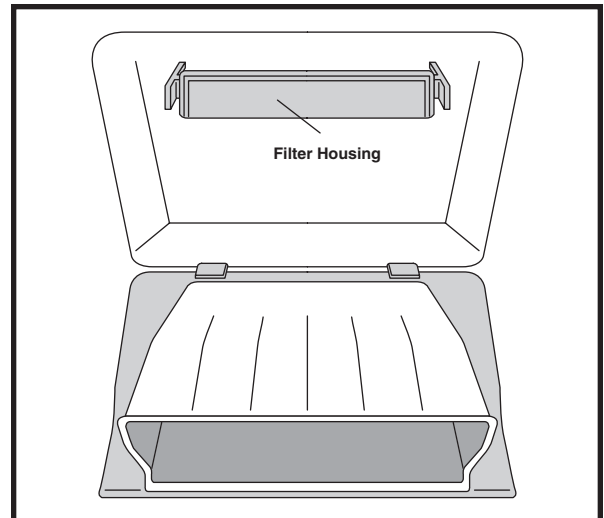
IMPORTS

AFC1388

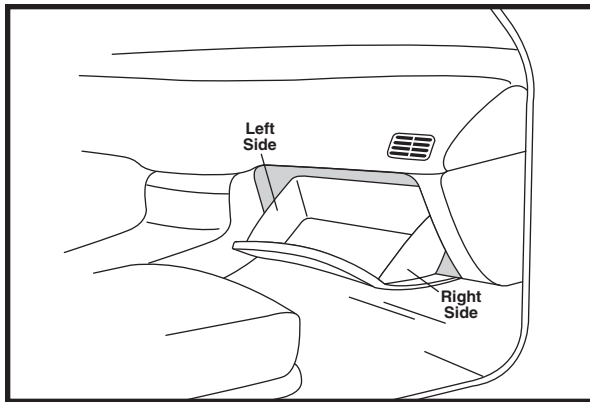
Honda Fit



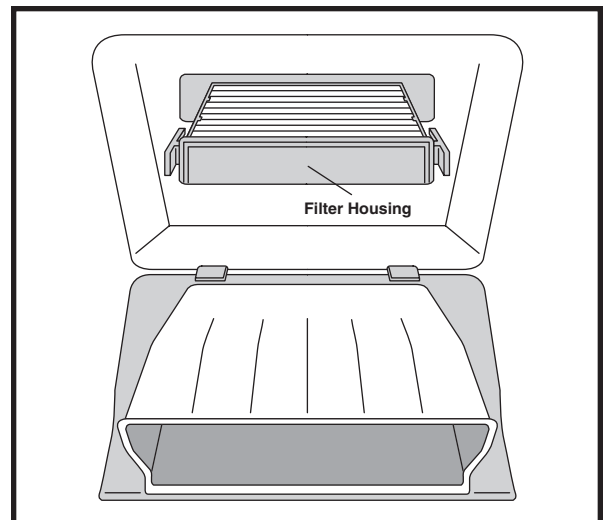
OE: 80291-SAA-J01
Fits: 2007-08 Honda Fit
Size: 7 3/16 x 7 1/16 x 1 1/8
(182.6 x 179.4 x 28.6)



4. Flip down glove compartment.
5. Remove filter housing.



1. Open passenger side door.
2. Open glove compartment.
3. Push in on left and right sides of glove compartment to release glove compartment.



6. Remove filter from filter housing.
7. Replace filter and reassemble.

Notice: The information provided is based on the latest authoritative information available at press time. However, due to manufacturers' changes, and year and model variations, Hastings Premium Filters cannot be responsible for misapplications and instruction errors.



Discover other A/C and heating parts on our website.