

CABIN AIR FILTER IDENTIFICATION / INSTALLATION

IMPORTS

AFC1251

Nissan Quest, Rogue, Sentra,
Sentra SE-R, Sentra SE-R Spec V



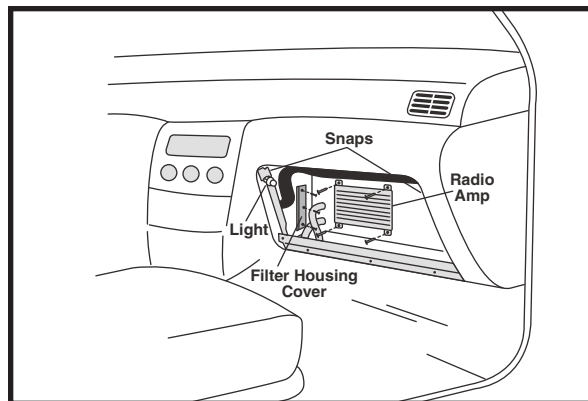
OE: 27299-5Z000, 27298-013007

Fits: 2004-09 Nissan Quest
2010-on Nissan Rogue
2011-on Nissan Sentra, Sentra SE-R,
Sentra SE-R Spec V

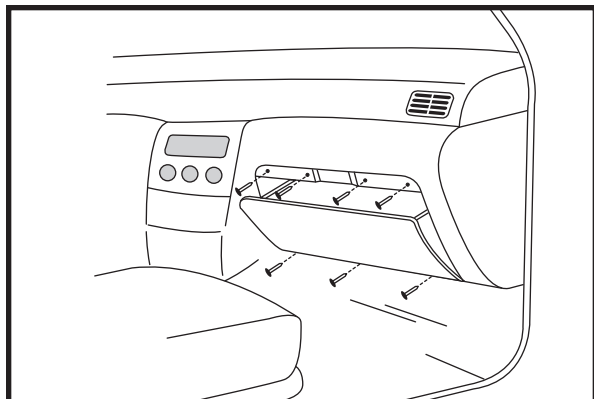
Size: 9 7/16 x 7 23/32 x 31/32
(239.7 x 196.1 x 24.6)

A. Gskt.: [2] Attached to Each Filter

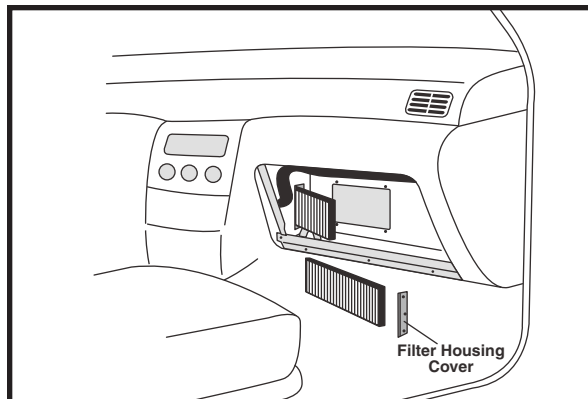
Note: 2 Required per Vehicle (Sold as Set of 2)



4. Remove glove compartment light.
5. Remove snaps.
6. Remove glove compartment.
7. Remove radio amp for easier access to filters.
8. Remove screws on filter housing cover and remove filter housing cover.



1. Open passenger side door.
2. Open glove compartment.
3. Remove screws on top and bottom of glove compartment.



9. Remove first filter.
10. Slide second filter up and then out.
11. Replace filters in reverse order and reassemble.

Notice: The information provided is based on the latest authoritative information available at press time. However, due to manufacturers' changes, and year and model variations, Hastings Premium Filters cannot be responsible for misapplications and instruction errors.



Discover other A/C and heating parts on our website.