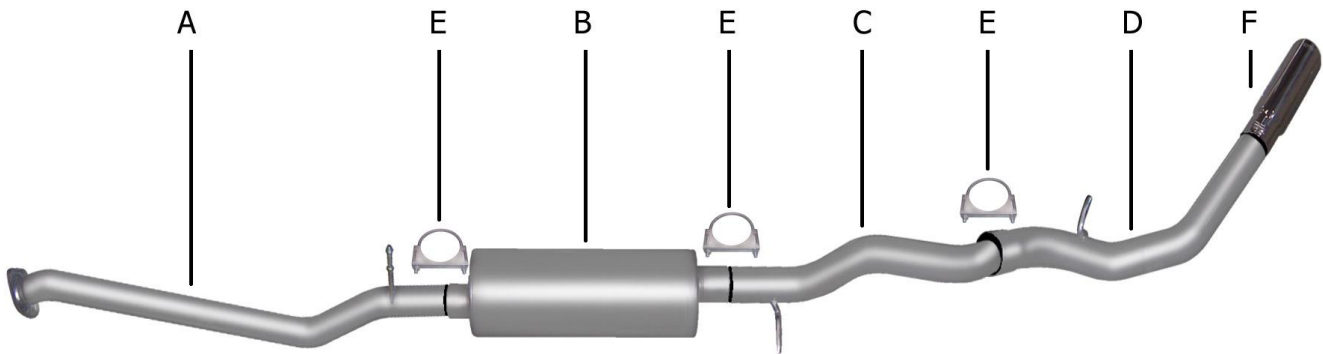




**INSTRUCTION MANUAL**  
**CAT-BACK SINGLE EXHAUST**  
**CHEVY SILVERADO /SIERRA TRUCK**  
**4.3L-4.8L-5.3L, 2/4WD**  
**EXTENDED CAB, SHORT BED**  
**PART # 315519**

---



---

ITEM	PART #	QTY	DESCRIPTION
A	700394	1	HEADPIPE WITH FLANGE #GP-115
B	788824	1	SUPERFLOW MUFFLER
C	700158	1	3" OVERAXLE TAILPIPE
D	700159	1	3" EXIT PIPE
E	OHD300	3	3" CLAMP
F	500360	1	3 1/2" STAINLESS TIP


---

# INSTALLATION INSTRUCTIONS#315519

WHEN INSTALLING THIS EXHAUST SYSTEM MAKE SURE TO USE ALL THE PROPER SAFETY PRECAUTIONS. USE JACK STANDS WHEN UNDER THE VEHICLE, SET THE PARKING BRAKE, BLOCK TIRES AND USE SAFETY GLASSES.  
**DO NOT WORK WITH HOT PIPES!!!**

## SUGGESTED TOOLS:


15MM SOCKET, 9/16" SOCKET, 1/2" WRENCH & SOCKET, JACKSTANDS, HACKSAW, WD-40




TO REMOVE STOCK EXHAUST UNBOLT THE STOCK EXHAUST AT THE FLANGE BEHIND THE Y-PIPE AND REMOVE. MAKE SURE TO LEAVE ALL RUBBER GROMMETS IN THE FACTORY LOCATION. **YOU WILL RE-USE STOCK NUTS AND BOLTS.** FOR EASIER REMOVAL OF EXHAUST, CUT BEHIND THE MUFFLER. USE WD-40 TO REMOVE HANGERS FROM GROMMETS.



INSTALL OVERAXLE TAILPIPE #C TO THE OUTLET OF THE MUFFLER USING CLAMP #E. INSERT WELDED HANGER INTO RUBBER GROMMET.



BOLT HEADPIPE #A TO THE STOCK FLANGE RE-USING THE FACTORY NUTS & BOLTS. INSERT WELDED HANGER INTO RUBBER GROMMET.



INSTALL EXIT PIPE #D INTO OVERAXLE TAILPIPE USING CLAMP# E. ROTATE EXIT PIPE UNTIL IT IS AT THE CORRECT ANGLE FOR YOUR TRUCK. INSERT WELDED HANGER INTO RUBBER GROMMET.



NEXT CONNECT THE MUFFLER TO THE HEADPIPE USING CLAMP #E. USE JACKSTANDS TO SUPPORT THE MUFFLER. THE OUTLET OF THE MUFFLER WILL BE AT APPROXIMATELY 11 O'CLOCK. THE MUFFLER INLET IS LOOKING INTO THE LOUVERS.



INSTALL THE STAINLESS STEEL TIP NOW, FIRMLY TIGHTEN EVERYTHING ALL CLAMP, HANGERS, BOLTS, FLANGE. TO CLEAN TIP USE ANY STAINLESS CLEANER WITH A SCOTCH BRITE PAD.

**"MAKE SURE YOU HAVE A 1" CLEARANCE ON ALL RUBBER BRAKE LINES, SHOCK BOOTS, TIRES, ETC..."**

**MAKE SURE YOU HAVE A 1" CLEARANCE FROM ALL BRAKE LINES, FUEL LINES, SHOCKS, TIRES, ETC.**