

GTW GEARWRENCH[®] *FORGE AHEAD*



MOBILE WORK STATION

Purpose built.





The GEARWRENCH Mobile Work Station is more than just a tool chest on wheels. It's purpose built from the ground up to help industrial mechanics and automotive techs keep their important tools and supplies organized. So when things need to get fixed fast, the guys who know how to do it arrive fully prepared.

We start with the strongest frame in the business, because we know this beast is going to need to hold a lot. Like 19,000 cubic inches of combined drawer, locker, and tray volume – nearly 20% more than the closest competitor. The Mobile Work Station has a total load capacity of one ton and each of its 11 ball bearing slide drawers is rated at 100 pounds. It rolls easy on bigger, tougher wheels than any of the other guys – each of its 6x2-inch industrial grade polyurethane locking casters has a capacity of 800 lbs. With Mobile Work Station extras like vise-mount capability, locking storage, a built-in 6-outlet, 2 USB port power strip, and more, we've once again raised the bar on productivity innovation.

GEARWRENCH. Forge Ahead.

Purpose built to avoid these common problems...



Undersized casters that can get caught in floor cracks and grates.



Shallow drawers have limited storage capacity and usefulness.



No drawer dividers to keep tools neat and organized.

Mobile Work Station

- Heavy-duty 20 gauge steel for superior frame and drawer strength

- Storage Capacity - 19,000 cu in

- The strength to mount a vise to the top

- Integrated charging station with 2 USB ports

- Top drawer with customizable partitions




- 20% greater storage space with deeper drawers

- Ball bearing 100 lb slides

- Pegboard surface and can shelf on opposite side of locking cabinet

- Secure lockable side cabinet that is separate from drawers

- Extra-large (6x2), dual-locking (wheel rotation and caster pivot) polyurethane casters for mobility and stability

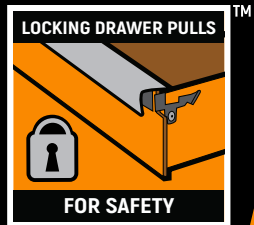

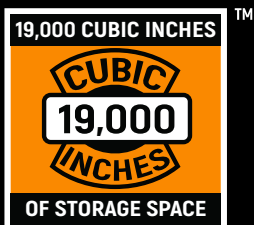


Part Number

83169

Item Description

42" 11 Drawer Black & Orange Mobile Work Station



Mobile Work Station Dimensions

Overall Dimensions (in)	42.5 W x 25.4 D x 41 H	Weight	317 lbs
-------------------------	------------------------	--------	---------

Cabinet Drawer Dimensions

	Qty	Size In. (mm.) W x D x H	Capacity (In ³)	Total Capacity (In ³)
Top Drawer	1	28.62 x 20.91 x 4.29 (727 x 531 x 109)	2,567.76	18,895.78
Left Top 3 Drawers	3	17.64 x 21.38 x 3.03 (448 x 543 x 77)	1,143.06 ea	
Left 4th Drawer	1	17.64 x 21.38 x 4.65 (448 x 543 x 118)	1,751.70	
Left Bottom Drawer	1	17.64 x 21.38 x 7.99 (448 x 543 x 203)	3,013.51	
Right Top 3 Drawers	3	8.90 x 21.38 x 3.03 (226 x 543 x 77)	576.63 ea	
Right 4th Drawer	1	8.90 x 21.38 x 4.65 (226 x 543 x 118)	883.67	
Right Bottom Drawer	1	8.90 x 21.38 x 7.99 (226 x 543 x 203)	1,520.21	
Door Locker	1	5.31 x 22.20 x 23.11 (135 x 564 x 587)	2,727.41	
Side Storage Box	2	3.03 x 21.97 x 2.76 (77 x 558 x 70)	183.54 ea	
Top Right Tray	1	5.24 x 21.85 x 7.91 (133 x 555 x 201)	905.40	

Features:	Description/Features
Finish	High gloss powder coat finish
Top Drawer	Customizable drawer dividers
Side Cabinet	Lockable and separate from drawers
Slides	Ball bearing drawer slides with lift and latch drawer retention
Drawer Load Rating	100 lbs per set of slides
Drawer Liners	EVA drawer liners
Top Work Surface	9mm thick EVA top mat
Casters	Four - 6" x 2" polyurethane dual-locking, 2 swivel/2 rigid, hold up to 800 lbs ea.
Accessories	Integrated charging station with 2 USB ports
Accessories	Peg Board Surfaces for added storage
Accessories	Side and back fixed hooks