

2017 CATALOG

TRANSMISSION CROSSMEMBERS & MORE!



ENGINEERED FOR PERFORMANCE
AND
RACE PROVEN



FORD CROSSMEMBERS

Ford Mustang



| PART # | YEAR | VEHICLE |
|--------|--------|-----------------------------|
| RCM1L | '67-73 | Ford Mustang 1st Generation |
| RCMFB | '79-93 | Ford Fox Bodies |
| RCM4 | '94-98 | 4th Generation, SN-95 |



FORD CROSSMEMBER ACCESSORIES

Ford Mustang

| PART # | YEAR | VEHICLE | DESCRIPTION |
|---------------|--------|--------------|-------------------------------------|
| GF-FMTBP | '79-04 | Ford Mustang | Heavy Duty Torque Box Repair Plates |
| GF-MTP | '77-04 | Ford Mustang | Billet Throttle Pedal "Adjustable" |
| FM1TM | '60-82 | Ford Mustang | Steel & Rubber Trans Mount |
| FMTM | '79-98 | Ford Mustang | Polyurethane Trans Mount |
| RCMFB-BOLTKIT | '83-93 | Ford Mustang | Transmission Crossmember Bolt Kit |



G.M. CROSSMEMBERS

General Motors

1964-1977 PONTIAC, OLDSMOBILE, BUICK, CHEVY

A-Body Hardtops

| PART # | YEAR | VEHICLE | TRANSMISSION |
|-------------|--------|--|---|
| RCAE-4 | '68-72 | GS, GTO, LeMans, Tempest, 442, Cutlass, F85, Skylark, Chevelle, El Camino, Malibu, Monte Carlo | 1964-1967 200R4, TH400 Short Tail, 1968-1972 4L80E, 4L85E |
| RCAE | '68-72 | GS, GTO, LeMans, Tempest, 442, Cutlass, F85, Skylark, Chevelle, El Camino, Malibu, Monte Carlo | TH350, Muncie, Powerglide, T-10, 700R4, 4L60, 4L60E, TH400, 200R4, Super T-10, Saginaw, TH200 |
| RCAEC1 | '64-67 | GS, GTO, LeMans, Tempest, 442, Cutlass, F85, Skylark, Chevelle, El Camino, Malibu, Monte Carlo | TH350, Muncie, Powerglide, T-10, 700R4, 4L60, 4L60E, Super T-10, Saginaw, TH200 |
| RCAEC1-400 | '64-67 | GS, GTO, LeMans, Tempest, 442, Cutlass, F85, Skylark, Chevelle, El Camino, Malibu, Monte Carlo | TH400, 200R4 |
| RCAE-GV | '68-72 | GS, GTO, LeMans, Tempest, 442, Cutlass, F85, Skylark, Chevelle, El Camino, Malibu, Monte Carlo | TH400 with a Gear Vendors overdrive unit |
| RCAEC2 | '68-72 | GS, GTO, LeMans, Tempest, 442, Cutlass, F85, Skylark, Chevelle, El Camino, Malibu, Monte Carlo | TH350, Muncie, Powerglide, T-10, 700R4, 4L60, 4L60E, TH400, 200R4, Super T-10, Saginaw, TH200 |
| RCAEC2-4L80 | '68-72 | GS, GTO, LeMans, Tempest, 442, Cutlass, F85, Skylark, Chevelle, El Camino, Malibu, Monte Carlo | 4L60E, 4L85E |
| RCAL-4L80 | '73-77 | GS, GTO, LeMans, Tempest, 442, Cutlass, F85, Skylark, Chevelle, El Camino, Malibu, Monte Carlo | 4L80E, 4L85E |
| RCAL-700 | '73-77 | GS, GTO, LeMans, Tempest, 442, Cutlass, F85, Skylark, Chevelle, El Camino, Malibu, Monte Carlo | 700R4, 4L60, 4L60E |
| RCAL | '73-77 | GS, GTO, LeMans, Tempest, 442, Cutlass, F85, Skylark, Chevelle, El Camino, Malibu, Monte Carlo | TH350, Muncie, Powerglide, T-10, TH400, 200R4, Super T-10, Saginaw, TH200 |



G.M. CROSSMEMBERS

General Motors

1965-1970 CHEVY

B-Body

| PART # | YEAR | VEHICLE | TRANSMISSION |
|----------|--------|-----------------|---------------------------|
| RCBE | '65-70 | Caprice, Impala | TH350, Powerglide, Muncie |
| RCB3-700 | '77-90 | Caprice, Impala | 700R4, 4L60E |

1965-1970 OLDSMOBILE

C-Body

| PART # | YEAR | VEHICLE | TRANSMISSION |
|---------|--------|---------------------------|---------------|
| RCE-400 | '71-76 | Electra, Olds 98, DeVille | Factory TH400 |

2010-2015 CAMARO 4L80E SWAP

F-Body

| PART # | YEAR | VEHICLE | TRANSMISSION |
|-----------|--------|---------|--------------|
| RCF5-4L80 | '10-15 | Camaro | 4L80E |

1967-1969 CAMARO, FIREBIRD 1968-1974 NOVA, VENTURA

F-Body

| PART # | YEAR | VEHICLE | TRANSMISSION |
|-----------|--------|------------------|---|
| RCF1-350 | '67-69 | Camaro, Firebird | TH350, Muncie, Powerglide, T-10, Super T-10, Saginaw, TH200 |
| RCF1-400 | '68-74 | Nova, Ventura | TH400, 200R4 |
| RCF1-4L80 | '68-74 | Nova, Ventura | 4L60E |
| RCF1-700 | '68-74 | Nova, Ventura | 700R4, 4L60, & Early 4L60E |
| RCF1-T56 | '68-74 | Nova, Ventura | T56 |



G.M. CROSSMEMBERS

General Motors

1970-1974 CAMARO, FIREBIRD

F-Body

| PART # | YEAR | VEHICLE | TRANSMISSION |
|------------|--------|------------------|---|
| RCF2E-350 | '70-74 | Camaro, Firebird | TH350, Muncie, Powerglide, T-10, Super T-10, Saginaw, TH200 |
| RCF2E-400 | '70-74 | Camaro, Firebird | TH400, 200R4 |
| RCF2E-4L80 | '70-74 | Camaro, Firebird | 4L80, 4L80E |
| RCF2E-700 | '70-74 | Camaro, Firebird | 700R4, 4L60, & Early 4L60E |
| RCF2E-T56 | '70-74 | Camaro, Firebird | T56 |



1975-1981 CAMARO, FIREBIRD F-Body

1975-1979 NOVA, VENTURA X-Body

| PART # | YEAR | VEHICLE | TRANSMISSION |
|------------|--------|---------------------------------|---|
| RCF2L-350 | '75-81 | Camaro, Firebird, Nova, Ventura | TH350, Muncie, Powerglide, T-10, Super T-10, Saginaw, TH200 |
| RCF2L-400 | '75-81 | Camaro, Firebird, Nova, Ventura | TH400, 200R4 |
| RCF2L-4L80 | '75-81 | Camaro, Firebird, Nova, Ventura | 4L80, 4L80E |
| RCF2L-700 | '75-81 | Camaro, Firebird, Nova, Ventura | 700R4, 4L60, & Early 4L60E |
| RCF2L-T56 | '75-81 | Camaro, Firebird, Nova, Ventura | T56 |



G.M. CROSSMEMBERS

1978-1988 CHEVY, BUICK, OLDSMOBILE, PONTIAC

G-Body

| PART # | YEAR | VEHICLE | TRANSMISSION |
|------------|--------|--|---|
| RCG-350 | '78-88 | Malibu, Monte Carlo | TH350, Muncie, Powerglide, T-10, Super T-10, Saginaw, TH200 |
| RCG-400 | '78-83 | Regal, Cutlass, Grand Prix, El Camino, Malibu, Monte Carlo | TH400, 200R4 |
| RCG-400K* | '78-83 | Regal, Cutlass, Grand Prix, El Camino, Malibu, Monte Carlo | TH400, 200R4 |
| RCG-4L80 | '84-88 | Regal, Cutlass, Grand Prix, El Camino, Malibu, Monte Carlo | 4L60E |
| RCG-4L80K* | '78-83 | Regal, Cutlass, Grand Prix, El Camino, Malibu, Monte Carlo | 4L60E, 6L80E |
| RCG-700 | '78-88 | Malibu, Monte Carlo | 700R4, 4L60, 4L60E |
| RCG-T56 | '84-88 | Regal, Cutlass, Grand Prix, El Camino, Malibu, Monte Carlo | T56 |
| RCG-T56K* | '78-83 | Regal, Cutlass, Grand Prix, El Camino, Malibu, Monte Carlo | T56 |

*Includes FE-100 Frame Extension



FRAME EXTENSION

| PART # | YEAR | VEHICLE | CROSSMEMBERS |
|--------|--------|--|----------------------------|
| FE-100 | '78-83 | Regal, Cutlass, Grand Prix, El Camino, Malibu, Monte Carlo | RCG-400, RCG-T56, RCG-4L80 |

FE-100



G.M. CROSSMEMBERS

1982-2005 CHEVY S-10 / GMC S-15 PICKUP

| PART # | YEAR | VEHICLE | TRANSMISSION |
|--------|--------|------------|---|
| RCS-10 | '82-05 | S-10, S-15 | TH350, Muncie, Powerglide, T-10, 700R4, 4L60, 4L60E, Super T-10, Saginaw, TH200 |



1962-1967 CHEVY II/NOVA

X-Body

| PART # | YEAR | VEHICLE | TRANSMISSION |
|----------|--------|---------------|---|
| RCNV-350 | '62-67 | Chevy II/Nova | TH350, Muncie, Powerglide, T-10, Super T-10, Saginaw, TH200 |
| RCNV-400 | '62-67 | Chevy II/Nova | TH400, 200R4 |
| RCNV-700 | '62-67 | Chevy II/Nova | 700R4, 4L60, & Early 4L60E |



1967-1969 CAMARO, FIREBIRD

1968-1974 NOVA, VENTURA

X-Body

| PART # | YEAR | VEHICLE | TRANSMISSION |
|-----------|--------|------------------|---|
| RCF1-350 | '67-69 | Camaro, Firebird | TH350, Muncie, Powerglide, T-10, Super T-10, Saginaw, TH200 |
| RCF1-4L80 | '68-74 | Nova, Ventura | 4L60E |
| RCF1-400 | '68-74 | Nova, Ventura | TH400, 200R4 |
| RCF1-700 | '68-74 | Nova, Ventura | 700R4, 4L60, & Early 4L60E |
| RCF1-T56 | '68-74 | Nova, Ventura | T56 |



1968-1981 GM C3 CORVETTE


Y-Body

| PART # | YEAR | VEHICLE | TRANSMISSION |
|-----------|--------|-------------|---|
| RCC3-350 | '68-81 | C3 Corvette | TH350, Muncie, Powerglide, T-10, Super T-10, Saginaw, TH200 |
| RCC3-400 | '68-81 | C3 Corvette | TH400 short tail, 200R4 |
| RCC3-4L80 | '68-81 | C3 Corvette | 4L80E, 4L85E |
| RCC3-700 | '68-81 | C3 Corvette | 700R4, 4L60, 4L60E |
| RCC3-T56 | '68-81 | C3 Corvette | OEM T-56 |



G.M. CROSSMEMBER ACCESSORIES

| PART # | VEHICLE | DESCRIPTION |
|------------|---------|--|
| GF-GMATM | GM | Adjustable |
| GMTM-S | GM | Short Height, 1.62" |
| GMTM | GM | Standard Height, 2" |
| GF-BD-2.0 | GM | Bellhousing Dowel Pins 2" |
| GF-GMTM-SP | GM | Universal Pinion Angle Transmission Mount Shims, Set of 4, Includes Two Universal Mount Brackets |
| RCKIT | GM | "Build It Yourself" Crossmember Kit |



BELLHOUSING ADAPTERS

| PART # | DESCRIPTION | INCLUDES |
|---------|-------------------------------------|--------------------------|
| GFBA101 | B.O.P. Engine to Chevy Transmission | Torque Converter Spacers |
| GFBA100 | Chevy engine to B.O.P. Transmission | Torque Converter Spacers |




TRANSMISSION MOUNTS

Rear Wheel Drive Application

| PART # | YEAR | MAKE | TRANS-MOUNT |
|----------|--------|------|---------------------|
| FM1TM | '60-82 | Ford | Steel & Rubber |
| FMTM | '79-98 | Ford | Polyurethane |
| GF-GMATM | All | GM | Adjustable |
| GMTM-S | All | GM | Short Height, 1.62" |
| GMTM | All | GM | Standard Height, 2" |

THROTTLE VALVE CORRECTOR KITS

| PART # | APPLICATION |
|----------|-----------------------|
| GF-TVC-E | Edelbrock Carburetors |
| GF-TVC-H | Holley Carburetors |



G.M. A/C DELETE COMPONENTS

| PART # | YEAR | VEHICLE | DESCRIPTION |
|----------|--------|-----------|------------------------|
| GF-BP100 | '78-88 | GM G-Body | A/C Delete Cover Plate |
| GF-DT100 | '78-88 | GM G-Body | A/C Delete Drip Tray |



GF-BP100



GF-DT100



GF-GMDC

General Motors & Ford

CUMMINS CONVERSION KIT

Allows you to install a Cummins engine into any Chevy Truck

| PART # | YEAR | APPLICATION | DESCRIPTION |
|-------------|--------|---|--|
| GF-C-SL | '03-07 | 5.9 Common Rail Cummins Conversion into Chevy Truck | Block Adapter & Flexplate Kit |
| GF-C-S | '89-02 | 5.9 Cummins Conversion into Chevy Truck | Block Adapter & Flexplate Kit |
| GF-F5R110-S | '89-02 | Cummins Engine to Ford 5R110 Transmission | Block Adapter & Flexplate Kit |
| GF-GMDC | '73-87 | Cummins 6BT to 1973-1987 Chevy 4WD Pickup Truck | 2" Drop Trans-Crossmember |
| GF-C-MM | '73-87 | Cummins 6BT to 1973-1987 Chevy Pickup Truck | Conversion Motor Mounts to Install Cummins Engine into ANY Truck with a SBC Engine |



GF-F5R110-S



GF-C-S



GF-C-MM

G.M. LS CONVERSION KIT


| PART # | DESCRIPTION |
|------------|--|
| GF-LSMMA | Adjustable LS Motor Mount – Install an LS Engine "Anywhere" a SBC Engine Was |
| GF-LS-SK | LS Kit Bundle – 2 parts in 1 (GF-LS-MMA/GF-ELP) Buy 2 Kits & Save |
| GF-LSZ32-S | LS to Z32 Adapter Kit – Install a 300ZX Nissan 5 Speed Transmission to any LS Engine |



GF-LSMMA



GF-LS-SK



GF-LSZ32-S

FLYWHEELS

Note:
Internally Balanced = Neutral Balanced
Externally Balanced = Detroit Balanced

| PART # | YEAR | WEIGHT LBS. | MAKE | ENGINE | BALANCED | REAR SEAL | MAIN | MATERIAL | TEETH | SFI CERT. |
|---------------|-------------|-------------|---------|--|------------|-----------|------|-----------------|-------|-----------|
| 168110SSI-LS | '99-Present | 25 | Chevy | LS Engines | Internally | 1pc | | Billet Steel | 168 | Yes |
| 168110AHSI | '55-85 | 15 | Chevy | SBC | Internally | 2pc | | Billet Aluminum | 168 | Yes |
| 153105SSI | '55-85 | 25 | Chevy | SBC | Internally | 2pc | | Billet Steel | 153 | Yes |
| 168110SSI | '55-85 | 32 | Chevy | SBC | Internally | 2pc | | Billet Steel | 168 | Yes |
| 153105SRI | '55-85 | 19 | Chevy | SBC | Internally | 2pc | | Forged Steel | 153 | No |
| 153105DSI | '55-85 | 19 | Chevy | SBC | Internally | 2pc | | Stock OE Iron | 153 | No |
| 166110SSI | '64-76 | 34 | Pontiac | 326, 350, 389, 400, 421, 428, & 455 with Large Register Bore, 2.75" Dia. | Internally | N/A | | Billet Steel | 166 | Yes |
| 168110SSE-400 | '70-80 | 32 | Chevy | SBC 400 | Externally | 2pc | | Billet Steel | 168 | Yes |
| 168110SSE-454 | '70-90 | 35 | Chevy | BBC 454 | Externally | 2pc | | Billet Steel | 168 | Yes |
| 153105SSE | '86-93 | 34 | Chevy | SBC 4.3, 5.0, & 5.7 with Small Journal Crank | Externally | 1pc | | Billet Steel | 153 | Yes |



ENGINE LIFT PLATES

| PART # | DESCRIPTION | INCLUDES |
|--------|----------------------------------|---------------|
| GF-ELP | LS and SBC Engine Lift Plate Set | 2 Lift Plates |

LS Adjustable Motor Mounts are sold with these Lift Plates for a savings.
*Use Bundle Part #GF-LS-SK



Rely only on high-grade performance transmission parts offered on our virtual shelves.