

# THE GRIPPER LINE OF TRUCK & SUV TIRES FROM FUEL OFF-ROAD.



Shown above  
**GRIPPERX/T**

From 17 to 28-inch applications, Fuel Off-Road's Gripper tire never ceases to impress. The Gripper is engineered to withstand the harshest off-roading conditions, while still providing legendary function when actual roads need to be driven. With a wide range of sizes and options for your truck, the Gripper is the obvious choice.

## **GRIPPERX/T**

Fuel Off-Road's most extreme Gripper yet. The X/T will get you through the thick stuff and back through it again. And again. Aggressive lugs and an immense protruding sidewall design takes a bite out of terrain like no other, while still maintaining great traction and a shockingly quiet ride when asphalt is in your way.

### MUD TERRAIN

35X12.50R20L	33x12.50R22	35X12.50R22LT	35X12.50R22LT
35X12.50R20XL	33x12.50R22XL	35X12.50R22XL	44X16.50R28LT

## **GRIPPERM/T**

Fuel Off-Road Tire Gripper M/T. If you want aggressive styling and superior traction, don't look any further. Fuel Gripper M/T tires have it covered and are a perfect match for the Fuel wheel line up.

### MUD TERRAIN

33X12.50R17LT	33X12.50R18LT	35X12.50R20LT	37X13.50R20LT	35X12.50R22LT	35X13.50R24LT	37X13.50R26LT
35X12.50R17LT	35X12.50R18LT	35X12.50R20LT	38X15.50R20LT	37X13.50R22LT	37X13.50R24LT	40X15.50R26LT
37X13.50R17LT	33X12.50R20LT	35X13.50R20LT	33X12.50R22LT	38X15.50R22LT	40X15.50R24LT	40X16.50R28LT

## **GRIPPERA/T**

The Gripper A/T features a bold off-road look that instantly transforms any vehicle. The aggressive, high-void all-terrain tread features a stiff sidewall to help prevent punctures and bruises under the tread and in the sidewall. Built to improve stress distribution, tread life, and wear, the Gripper A/T is your go-to tire for the daily-driven off-road truck or SUV.

### ALL-TERRAIN

285/65R17	265/60R18	265/50R20	285/65R20LT
265/70R17LT	275/65R18P	275/55R20	35X12.50R20
285/70R17LT	285/65R18LT	285/55R20LT	37X12.50R20LT
37X12.50R17LT	295/70R18LT	305/55R20LT	285/50R22LT

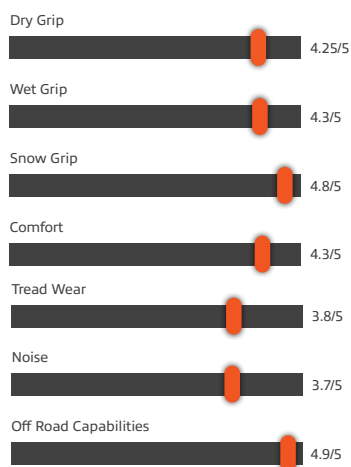
### SNOW RATED

285/55R20LT	285/50R22LT
305/55R20LT	325/50R22LT
325/60R20LT	




**GRIPPER X/T**

GRIPPER X/T PERFORMANCE SPECS



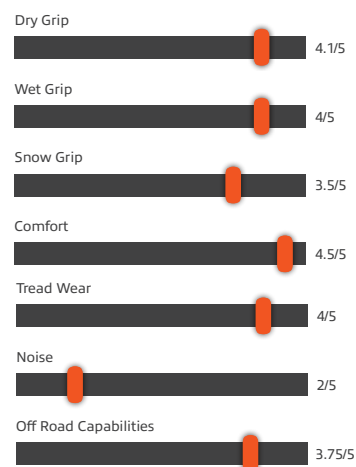
**GRIPPER M/T**

GRIPPER M/T PERFORMANCE SPECS



**GRIPPER A/T**

GRIPPER A/T PERFORMANCE SPECS





Learn more about car and truck tires on our website.