



FORCE II

409S Stainless Steel

Installation Instructions for:
SYSTEM #817517
1997-2004 CHEVROLET C5 CORVETTE
5.7L · V8 ENGINE

1) Raise the vehicle up on a hoist or rack to working height. If you do not have access to a hoist or rack, raise the vehicle and support securely with jack stands.




2) At the front of each of the muffler/over axle pipe assembly there is a two bolt flange. Using a 15mm wrench loosen the nuts and remove the bolts from these connections. Retain the hardware; it will be used for the installation of the Flowmaster system.



3) Using a 13mm socket and extension, remove the two nuts that secure the rear muffler rubber hanger to the frame. This will allow the muffler to be removed from the car. Lower the rear of the muffler and slide the over-axle pipe from over the rear end. Slide the rubber hangers off of the stock mufflers and onto the bracket located on the Flowmaster muffler.



4) Place the right over-axle pipe **#16377S** over the rear end and connect to the factory flange. Replace the hardware removed in step 2 and tighten securely. Repeat this step with the left over-axle pipe **#16378S**.



5) Place a supplied 2.50" clamp onto the inlet of muffler **8525802-R** and slide it over the end of the right over-axle pipe **#16377S**. Rotate the muffler up so that the rubber hanger fits into place over the studs. Install the two nuts and tighten securely. Repeat these steps for the left side muffler **#8525802-L** and over-axle pipe **#16378S**.

6) Adjust the position of both mufflers to provide a satisfactory fit and tighten the muffler clamps securely. The clamps should be placed with the bolts and hardware oriented to minimize visibility.

7) For a cleaner appearance and more secure installation, we highly recommend welding all slip-fit connections.



FORCE II™


409S® Stainless Steel

Installation diagram for:
SYSTEM #817517
1997-2004 CHEVROLET C5 CORVETTE
5.7L · V8 ENGINE

PACKING LIST		
Qty	Description	Part#
1	Right Over-Axle Assembly	16377S
1	Left Over-Axle Assembly	16378S
1	Right Muffler Assembly	8525802-R
1	Left Muffler Assembly	8525802-L
1	Parts Kit	PK596
2	2½" Band Clamp	MC250BS
2	Gaskets	GA109



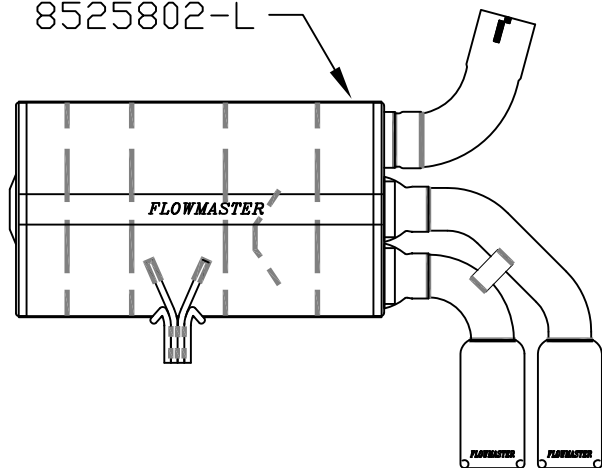
16378S →



← 16377S



8525802-L →



← 8525802-R

