


The Ultimate LSX Induction System

The complete Ultimate LS Induction System Kit includes everything needed for a first class installation.




Extreme low profile assures clearance in even the tightest engine compartments.



Billet aluminum throttle body is black anodized.

A self learning dual wideband Ultimate LS ECU is available. With or without Transmission Control. This is the ideal system for engine swaps where the factory computer is replaced by the FiTech unit which is not only self learning but allows for a wide range of tuning adjustments not available with the O.E. computer.



Part No. 70051

Ultimate LSX Induction System

Complete Self Tuning Induction Systems for LS engines designed for the do-it-yourself Hot Rodder to the professional EFI tuner! This system is ready to go with everything needed to complete the induction system of your LS engine and get you on the road easily and faster than any system on the market today. Forget sourcing mismatched parts and cutting and splicing old harnesses and re-flashed ECU's from "Craigs List" tuners. FiTech's Ultimate EFI is a complete Kit. Suitable for that junkyard 5.3 to a stroker 427, we have you covered! Check out the list of features inside this brochure and you will wonder why it's never been so simple to ditch that old factory hardware or top off that fresh long block. We have taken the work out of getting your new or pull-out LS up and running in a flash. That's why we call this kit the ULTIMATE EFI.

FiTech
Fuel Injection



The ultimate in induction for an LS style engine. Precision fabricated manifold.


The Ultimate Induction for your LS-engined hot rod.

36 or 55*
lb/hr injectors

high volume
fuel rails

handheld
controller
with **color**
touch screen

92MM or 102MM*
billet aluminum
throttle body



fabricated alu-
minum intake
manifold

plug and
play wiring
harness

true self-
learning EFI
system for
LS engines

precision machined
for a perfect fit on
your LS engine

Systems for LS1/LS2/LS6/LS3/L92

FiTech EFI LS Induction System Features

- Low profile- 92mm or 102MM* inlet, aluminum fabricated intake with 1500-6500 rpm power-band, 3mm construction tig welded, black anodized with embossed Fitech logo. CNC machined with O-ring gaskets and all hardware included.
- Billet Fuel rails with AN fittings and fuel crossover included.
- Hi Flow Cable operated 92MM or 102MM* Throttle Body. Parabolic inlet machining for smooth throttle transitions same as OE. Throttle Body features progressive linkage pulley with double return spring and adjustable stop.
- Self learning ECU with Touch Screen controller for easy setup and configuration. Check out these features:
- Sequential fuel and spark control with individual cylinder trim.
- Bosch wide band controlled (Self learning).
- Stainless Oxygen Sensor bung (clamp or weld on).
- 24X and 58X crank and cam compatible.
- Two programmable fan control outputs - 1 BAR MAP Sensor - Coolant Temperature Sensor - TPS - IAC Sensor.
- Tach Output Driver for most tachometers (5V).

- Speedometer Output Driver for most speedometers.
- Compatible with car and truck coils.
- On the fly programmable target AFR and Timing (if desired).
- 36 or 55* lb/hr flow-matched injectors.
- Fuel pump relay output.
- Custom wire harness (uses factory coil pack sub harness).
- Programmable Color touch screen Hand Held Controller with data log features.
- Windshield mount for touch screen Controller.
- Custom cam friendly.
- Knock Sensor Control.*
- Dual Bosch Wide Band with dual trim control (Self Learning).*
- 3 BAR MAP Sensor - Automatically detects up to 30 PSI boost.*
- Available Transmission Control feature is suitable for 4L60, 4L65, 4L70, or 4L80 G.M. transmissions.

* Asterisked items are 750 HP kits only



FiTech EFI continues to bring the highest quality products to the market at the most competitive prices. The Ultimate LS Induction System features the same industry leading EFI control that is in all FiTech EFI systems. FiTech EFI has more fuel injection systems in use than any aftermarket fuel injection company. Let that industry leading technology work for you in your LS powered vehicle.

Pt. No.	Description
70001	– Ultimate LS Kit for LS1/LS2/LS6 - 500 HP w/o Transmission Control
70002	– Ultimate LS Kit for LS1/LS2/LS6 - 500 HP w/Transmission Control
70003	– Ultimate LS Kit for LS1/LS2/LS6 - 750 HP w/o Transmission Control
70004	– Ultimate LS Kit for LS1/LS2/LS6 - 750 HP w/Transmission Control
70011	– Ultimate LS Kit for LS3/L92 - 500 HP w/o Transmission Control
70012	– Ultimate LS Kit for LS3/L92 - 500 HP w/Transmission Control
70013	– Ultimate LS Kit for LS3/L92 - 750 HP w/o Transmission Control
70014	– Ultimate LS Kit for LS3/L92 - 750 HP w/Transmission Control
70050	– Ultimate LS Standalone ECU - w/o Transmission Control
70051	– Ultimate LS Standalone ECU - w/Transmission Control

Shop for other performance fuel system parts on our website.