




INSTALLATION INSTRUCTIONS

PART No.

FB26266

**Jeep® XJ Cherokee
Rear Bumper Braces**



REQUIRED TOOLS

Cutting Tools such as:

- Sawzall
- Cutting Wheel
- Dremel

19mm Socket

Tools to uninstall/install
Rear Bumper

KIT CONTAINS

- Rear Bumper Brace (Driver)
- Rear Bumper Brace (Passenger)
- M12 Hex Bolt
- M12 Lock Washer
- M12 Flat Washer


QTY

- 1
- 1
- 6
- 6
- 6

Jeep® XJ Cherokee Rear Bumper Braces

1) UNINSTALL

Uninstall your vehicle's factory or aftermarket rear bumper, and remove any nutplates and accessories from within the frame rails.




2) DRAW THE CUT AREA

The Driver side Brace is identified by its gas tank filler tube cut out.



Hold the brace's rail up to the frame rail, in-between the mounting bolt holes.



Trace the brace's rail dimensions onto the body, giving you a line to follow while cutting.

3) CUT

Begin cutting away the sheet metal. Please note that you will only need to cut enough away so that the brace sits flush with both the frame rail and the mounting bolt face



We found it useful to use a sawzall, die cutter, cutting wheel, and a dremel tool.

Please note that your vehicle's gas tank and filler tube are nearby, and we advise not to use torches.

4) INSTALL AND REPEAT

Insert the brace and test the fitment. Ensure the mounting holes line up both on the front face and inside the frame rail.





INSTALLATION INSTRUCTIONS

PART No.

FB26266

**Jeep® XJ Cherokee
Rear Bumper Braces**



Secure the Brace using 3 of the included Hex Bolts, Lock Washers, and Flat Washers.

Repeat on the opposite side.



**ENJOY YOUR NEW FISHBONE OFFROAD REAR
BUMPER BRACES!**



5) **REINSTALL YOUR REAR BUMPER**

Reinstall your bumper as you would normally, now with added strength and durability!

These braces now add bolt-hole locations below the frame rail for aftermarket bumpers. For other versions that require a rail to be mounted, the braces act as factory secure point where hardware may also be sent through them for added rigidity.

Rely only on high-grade off-road bumpers offered on our virtual shelves.