



FABSPEED
M O T O R S P O R T

Porsche 958 Cayenne BMC F1 Air Filters

SKU: FS.POR.958T.BMC / FS.POR.958V8.BMC



Required Tools

T30 Torx Driver


CAUTION

- *Always allow car to cool before performing any installation(s) or service(s) on it.*
- *Always be sure to work on an even and level surface when raising vehicle(s) with a jack, and support all raised vehicles with locked jack stands once elevated.*
- *Fabspeed Motorsport recommends that all installations be supervised or verified by a trained professional technician.*
- *Fabspeed Motorsport is not responsible for any personal injury or damage(s) sustained to a vehicle during installation of aftermarket performance parts.*

INSTALL GUIDE

USA

1. Remove (7) press-fit fasteners securing the front plastic cover by pulling gently.



2. Remove front plastic cover and set aside.



3. Open plastic cover near passenger side firewall and remove additional press-fit fastener.



4. Remove passenger side plastic cover and set aside.



5. Remove press-fit fastener near driver side firewall and remove/set aside the driver side plastic cover.




6. Remove (2) half-turn bolt fasteners from passenger side airbox cover.



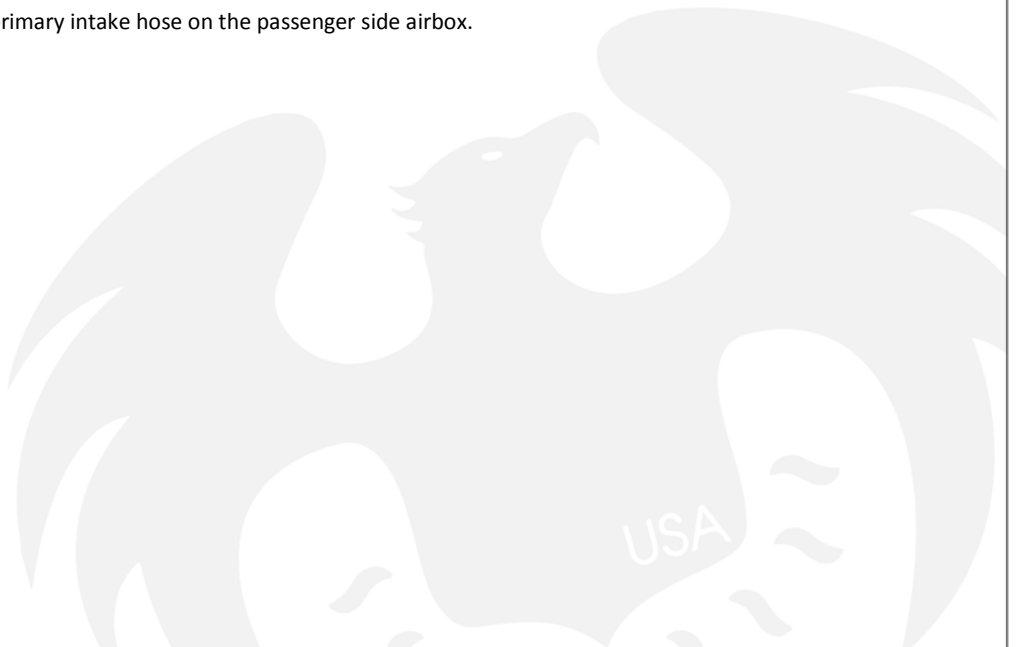
7. Separate primary intake hose from passenger side airbox.



8. Separate smaller hose from rear of passenger side airbox.



9. Separate smaller hose below the primary intake hose on the passenger side airbox.



10. Release (2) metals clamps and remove passenger side airbox cover.



11. Remove factory/existing air filter and replace with new BMC filter.



12. Replace factory airbox and re-fasten (2) metal clamps.



13. Re-attach both hoses to the front of the airbox.



14. Re-insert and tighten (2) half-turn bolt fasteners.



15. Re-attach hose to rear of airbox.



16. Repeat Steps 6 through 15 on drivers side airbox and filter.
17. Replace all plastic panels and fasteners, and check for secure fit.



18. Enjoy and show off your new Fabspeed Motorsport performance part(s)!

