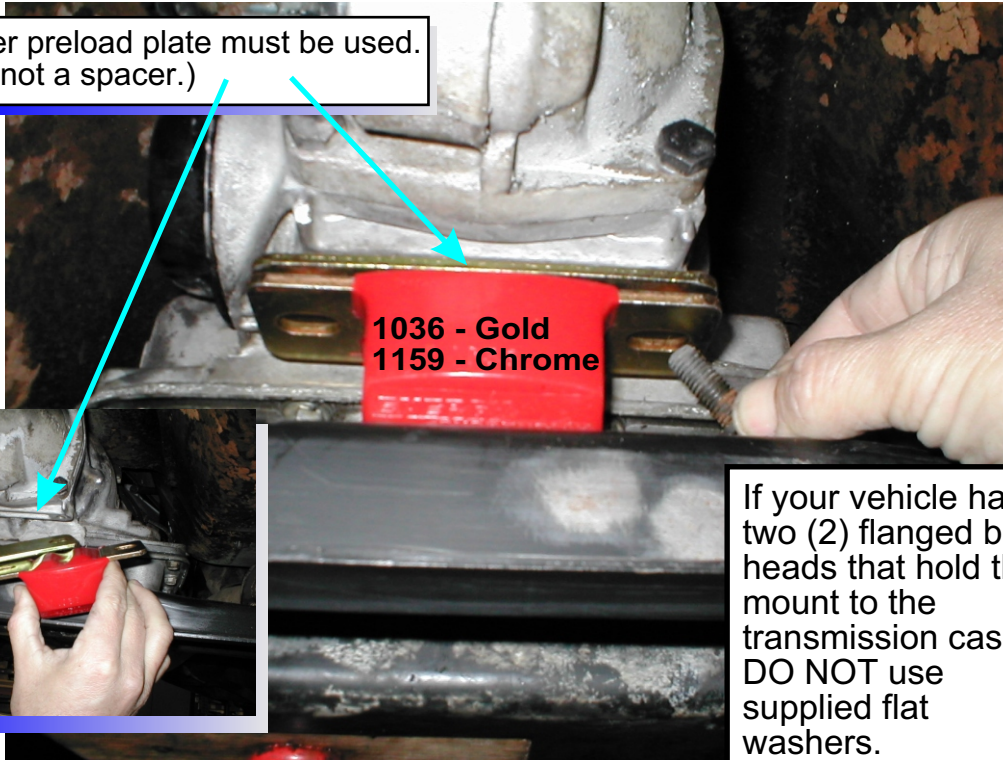


Instruction Sheet This mount holds **US Patent # 5,551,661**

Set # 3-1108 (Gold plated) Set# 3-1132 (Chrome Plated)
GM Multi-application transmission mount. One and two bolt style.




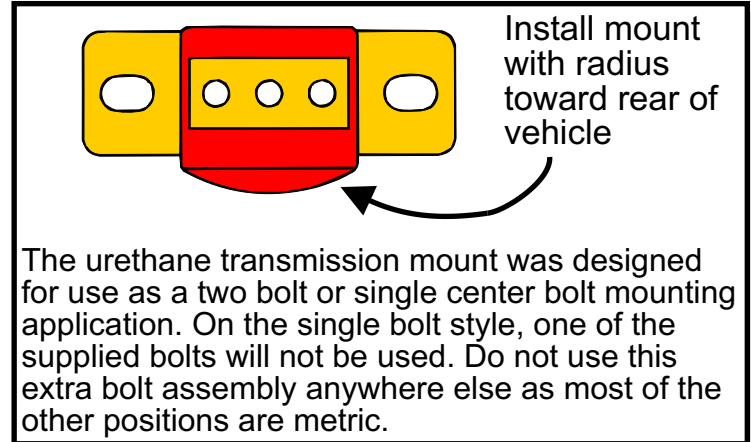
Upper preload plate must be used.
 (It is not a spacer.)



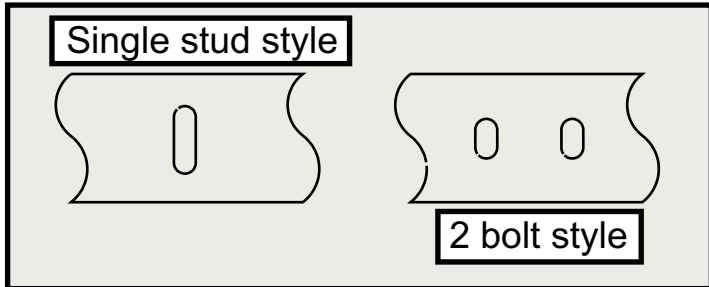
1036 - Gold
1159 - Chrome



If your vehicle has two (2) flanged bolt heads that hold the mount to the transmission case, **DO NOT** use supplied flat washers.



Crossmember center section diagram



Before installing the new mount, be sure to check the transmission crossmember for cracks or damage at the slotted hole areas. Repair or replace the crossmember if any damage is evident. On high performance(race condition) applications, reinforcing the area around the mounting point of the crossmember is recommended. This type of crossmember has an inherent problem with stress cracks around the bolt holes. Always check the front engine mounts and replace if necessary.

Tighten all fasteners to factory specifications.

17112